

# Communication Skills in Pharmacy Practice

FIFTH EDITION

Robert S. Beardsley  
Carole L. Kimberlin  
William N. Tindall



Wolters Kluwer  
Health

Lippincott  
Williams & Wilkins

thePoint

## **Robert S. Beardsley, PhD, RPh**

*Professor*

*Department of Pharmaceutical Health Services Research  
University of Maryland School of Pharmacy  
Baltimore, Maryland*

## **Carole L. Kimberlin, PhD**

*Professor*

*Department of Pharmacy Health Care Administration  
University of Florida College of Pharmacy  
Gainesville, Florida*

## **William N. Tindall, PhD, RPh**

*Professor*

*Department of Family Medicine  
Director  
Alliance for Research in Community Health  
Wright State University School of Medicine  
Dayton, Ohio*



# Communication Skills in Pharmacy Practice

*A Practical Guide for  
Students and Practitioners*

**FIFTH EDITION**



*Acquisitions Editor:* David B. Troy  
*Managing Editor:* Meredith L. Brittain  
*Marketing Manager:* Marisa A. O'Brien  
*Associate Production Manager:* Kevin P. Johnson  
*Creative Director:* Doug Smock  
*Compositor:* International Typesetting and Composition  
*Printer:* R.R. Donnelley & Son's—Crawfordsville

Copyright © 2008 Lippincott Williams & Wilkins

351 West Camden Street  
Baltimore, MD 21201

530 Walnut Street  
Philadelphia, PA 19106

All rights reserved. This book is protected by copyright. No part of this book may be reproduced in any form or by any means, including photocopying, or utilized by any information storage and retrieval system without written permission from the copyright owner.

The publisher is not responsible (as a matter of product liability, negligence, or otherwise) for any injury resulting from any material contained herein. This publication contains information relating to general principles of medical care that should not be construed as specific instructions for individual patients. Manufacturers' product information and package inserts should be reviewed for current information, including contraindications, dosages, and precautions.

*Printed in the United States of America*

2nd Edition: Lea and Febiger, 1989  
3rd Edition: LWW, 1994  
4th Edition: LWW, 2003

### **Library of Congress Cataloging-in-Publication Data**

Communication skills in pharmacy practice : a practical guide for students and practitioners / [edited by] Robert S. Beardsley, Carole Kimberlin, William N. Tindall. —5th ed.

p. ; cm.

Includes bibliographical references and index.

ISBN 0-7817-6598-6

1. Communication in pharmacy. 2. Pharmacist and patient. I. Beardsley, Robert S. II. Kimberlin, Carole L. III. Tindall, William N.

[DNLM: 1. Communication. 2. Pharmacists. 3. Professional-Patient Relations. QV 21 C7348 2008]

RS56.C65 2008

615'.1—dc22

2006027546

*The publishers have made every effort to trace the copyright holders for borrowed material. If they have inadvertently overlooked any, they will be pleased to make the necessary arrangements at the first opportunity.*

To purchase additional copies of this book, call our customer service department at **(800) 638-3030** or fax orders to **(301) 223-2320**. International customers should call **(301) 223-2300**.

**Visit Lippincott Williams & Wilkins on the Internet:** <http://www.LWW.com>. Lippincott Williams & Wilkins customer service representatives are available from 8:30 am to 6:00 pm, EST.

07 08 09 10 11 12  
1 2 3 4 5 6 7 8 9 10

# Communication Skills in Pharmacy Practice

*A Practical Guide for  
Students and Practitioners*

**FIFTH EDITION**



 **Wolters Kluwer** | Lippincott Williams & Wilkins  
Health  
Philadelphia • Baltimore • New York • London  
Buenos Aires • Hong Kong • Sydney • Tokyo



*To Kathy, Kyle, and Jessica; Philip;  
Sylvia, Christine, Laura, Michael, and Aidan  
for Communicating the Lessons of Love*





# Contributors

---

## Chapter 11

---

**Betsy L. Sleath, PhD**

Associate Professor of Pharmaceutical Policy  
and Evaluative Sciences  
University of North Carolina School of Pharmacy  
Chapel Hill, North Carolina

**Patricia J. Bush, PhD**

Professor Emeritus  
Georgetown University School of Medicine  
Washington, DC

## Chapter 13

---

**David Angaran, MS, FCCP, FASHP**

Clinical Professor, Experiential Program  
University of Florida College of Pharmacy  
Gainesville, Florida

## Chapter 14

---

**Mona Sedrak, PhD, PA-C**

Associate Director, Physician Assistant Program  
Kettering College of Medical Arts  
Kettering, Ohio





# Reviewers

---

**Amber Briggs, PharmD**

Clinical Pharmacist/Pharmacy Consultant  
Soldotna Professional Pharmacy  
Soldotna, Alaska

**Christopher Cook, PharmD, PhD**

Clinical Assistant Professor  
Department of Clinical and Administrative Pharmacy  
University of Georgia College of Pharmacy  
Athens, Georgia

**Grace Earl, BS, PharmD**

Assistant Professor  
University of the Sciences in Philadelphia  
Philadelphia College of Pharmacy  
Philadelphia, Pennsylvania

**Jack Fincham, BS, PhD**

AW Jowdy Professor of Pharmacy Care  
Department of Clinical and Administrative Pharmacy  
University of Georgia College of Pharmacy  
Athens, Georgia

**Judith Kristeller, PharmD**

Assistant Professor  
Department of Pharmacy Practice  
Nesbitt College of Pharmacy and Nursing  
Wilkes University  
Wilkes-Barre, Pennsylvania

**Celia MacDonnell, PharmD**

Clinical Assistant Professor  
Department of Pharmacy Practice  
Director of Student Affairs  
University of Rhode Island College of Pharmacy  
Kingston, Rhode Island

**J. Russell May, PharmD**

Clinical Professor  
Department of Clinical and Administrative Pharmacy  
University of Georgia College of Pharmacy  
Augusta, Georgia

**Nicole Paolini, PharmD**

Clinical Assistant Professor  
Department of Pharmacy Practice  
University at Buffalo  
Buffalo, New York

**Lourdes Planas, PhD, RPh**

Assistant Professor  
Department of Pharmacy: Clinical and  
Administrative Sciences  
University of Oklahoma Health Sciences Center  
Oklahoma City, Oklahoma

**A. Thomas Taylor, PharmD**

Associate Professor Emeritus  
University of Georgia College of Pharmacy  
Clinical Professor of Family Medicine  
Medical College of Georgia School of Medicine  
Augusta, Georgia

**William Wade, PharmD**

Professor  
Department of Clinical and Administrative Pharmacy  
University of Georgia College of Pharmacy  
Athens, Georgia



# Preface

---

Interpersonal communication is the foundation of patient-centered care. Without clear communication, desired patient outcomes cannot be achieved. Unclear messages between pharmacists and other health care providers lead to errors in medication therapy management. Failed communication between pharmacists and patients promotes unsafe medication use. Pharmacists have a responsibility to not only dispense appropriate medications but also to ensure patient understanding of the medications they use. Pharmacists and their staffs must acknowledge the value of interpersonal communication as an essential element in building trust between patients and the pharmacy community. Interpersonal communication often appears to be a simple process at first glance; however, as revealed in this textbook, interpersonal skill development is a complex process requiring a life-long commitment to improvement and practice.

## What Is New in This Edition

---

In this fifth edition, you will find new principles, practices, and procedures that will contribute to your ability to promote good health outcomes for patients. Communication has become even more important as health care continues to evolve at a quickening pace. Health care in general and pharmacy in particular have undergone dramatic changes in recent years that have affected pharmacists' professional roles and responsibilities. For example, state pharmacy statutes and regulations now include new definitions of the scope of pharmacy practice that involve the concepts of medication therapy management. Another example is the opportunity for new services and compensation offered under the coding schemes of Medicare Part D. A third example is the rise in consumerism as information about health care and drugs, typically through Internet resources, has expanded extensively to help patients be more active in decisions regarding their health. One final example is the heightened public awareness of the daily tragedies where people become ill and even die due to improper prescribing and inappropriate use of medication.

Health care is undergoing a shift to more patient-centered models of care where patients are actively involved in making decisions about treatments, in setting goals for treatment, and in monitoring outcomes of care. As pharmacists and their staffs participate in more patient-centered care, they must strengthen their interpersonal communication skills. As discussed in this textbook, evidence is accumulating that patient outcomes are enhanced by providers who communicate more effectively and build more positive relationships with the patients they serve.

To reflect this evolution in health care, all the chapters have been substantially updated and revised for this edition. Furthermore, several new chapters have

been added to discuss current hot topics in communication: Chapter 8, “Helping Patients Manage Therapeutic Regimens;” Chapter 9, “Medication Safety and Communication Skills;” Chapter 12, “Communication Skills and Interprofessional Collaboration,” and Chapter 13, “Electronic Communication in Health Care.”

## Organizational Philosophy

---

Each chapter builds on the one preceding it. This book first focuses on defining interpersonal communication and its various components. The initial chapters help you better understand communication, which can be a fragile process, and to appreciate the importance of effective communication to your success in pharmacy.

- Chapter 1 describes the characteristics of patient-centered pharmaceutical care.
- Chapter 2 provides an interactive model of interpersonal communication that can help you analyze and understand the communication process.
- Chapters 3 and 4 identify crucial nonverbal elements in communication and examine environmental and personal barriers to effective communication with patients that must be addressed in pharmacy practice.
- Chapter 5 focuses on the crucial roles effective listening and empathic communication play in your ability to establish effective, trusting relationships with the patients you serve.
- Chapter 6 identifies aspects of assertiveness that will help you both initiate effective communication and respond appropriately in conflict situations with patients, coworkers, physicians, and other health care professionals.

In the remaining chapters, we provide specific strategies on how to use these skills in a variety of practice situations.

- Chapter 7 presents the most common approaches to interviewing patients and assessing their needs. The effective collecting and organizing of patient data is built on strong listening, interviewing, and assessment skills. It is difficult to provide patient-centered care without clear and comprehensive information.
- Chapter 8, which builds on these interviewing and assessment skills, presents the most appropriate strategies to help patients with their medication management issues. Relevant areas of discovery that influence your strategies include understanding the reasons why patients may not take their medications correctly and how patient outcomes can be enhanced using effective communication skills. Motivational Interviewing is discussed as a possible strategy.
- Chapter 9 continues the discussion about how effective interpersonal communication enhances patient care and describes the role of communication in minimizing medication errors and improving patient safety. The evidence is rather stunning about the frequency and seriousness of errors due to lack of effective communication.
- Chapter 10 discusses how application of these communication skills to specific patient populations is essential since different approaches and sensitivities are

needed for various types of patients. The key is to be aware of the general characteristics of specific patient populations and their unique needs without stereotyping individuals or making invalid assumptions. The chapter illustrates the fact that the more you know about your patient, the more efficient you will be in developing a targeted strategy to assist them with their medication adherence.

- Chapter 11 covers specific strategies for interacting with children and their families, since this population requires unique approaches.
- Chapter 12 provides insights into interprofessional communication and the development of critical collaborative relationships with other health care providers in an effort to enhance patient care. Developing these relationships requires many of the communication skills described in earlier chapters. This chapter serves as an excellent illustration of how communication skills are put into action.
- Chapter 13 identifies specific communication skills that are essential to assuring patient safety and better health care outcomes using Internet communication. Due to advances in technology, more and more communication is being conducted over the Internet rather than person-to-person; therefore, pharmacists and pharmacy technicians need to learn how communication skills apply to this medium.
- The final chapter, Chapter 14, frames pharmacist interactions with others in the broader context of appropriate and inappropriate behavior. Experience has shown that how and why pharmacists interact with others (as viewed from an ethical framework) influences their effectiveness in working with patients, health care providers, and other pharmacy staff.

## Tools to Enhance Improvement of Communication Skills

---

### PEDAGOGICAL FEATURES OF THE BOOK

*Communication Skills in Pharmacy Practice, fifth edition* contains the following elements that are geared toward enhancing learning and improving communication skills:

- Chapter outline and overview: This list of the main headings in the chapter and a few paragraphs of introductory text tell the reader what topics will be covered in the chapter.
- Case studies: These example scenarios, many based on actual situations, involve practical application of communication skills. Many of the case studies include dialogue and analysis that illustrate the skills discussed in the text.
- Boxes: Important concepts are highlighted in boxes throughout the text. These nuggets summarize information or provide examples that complement the discussion in the chapter.
- Summary: Each chapter ends with a summary that underscores the main points of the chapter, ensuring that the reader retains the most important knowledge presented.

- Review questions and review cases: Review problems reinforce the concepts learned in the chapter. Answers to these questions or cases are available to the instructor (see the “Instructor’s Manuals” section below).
- References and suggested readings: The final element of each chapter is a list of references cited in the text. Some chapters include sources that we suggest readers review for additional information.

## Strategies for Improving Communication

---

Throughout the text, we describe strategies to improve communication skills. Improvement implies that behaviors that inhibit communication must be altered. The interpersonal communication skills described in this book are learned skills, which take practice to master. Many pharmacists have not practiced these skills to the point they are comfortable applying them. The net result is that they either avoid uncomfortable situations or they hesitate or “freeze” when confronted with a new situation. When attempting to change communication behaviors, it is important for you to think about your own goals for improvement and to develop your own strategies to deal with needed changes.

As a guide, the following sequence of activities has been shown to be effective in modifying communication behaviors:

1. Being aware of the various communication elements (what these elements are, which ones are the most important, how you use them, which approach is the best),
2. Practicing these skills (actually using these skills), and
3. Assessing the approach (what went well, what needs to be improved).

Following this assessment, a new sequence should follow:

1. Awareness (what should be done differently next time),
2. Practice (conducting the new strategy), and
3. Assessment (whether it worked this time, what could be done differently next time).

Many times, this sequence needs to be followed by another cycle of awareness–practice–assessment, and so on, until you feel that you have met your goals. Hopefully, you will appreciate the fact that communication skill development is an ongoing learning process. We hope you enjoy the journey of learning about this important area and developing these skills.

## Instructor’s Manuals

---

For faculty adopting the book, two instructor’s manuals—one geared toward instructors of pharmacy students and one geared toward instructors of pharmacy technician students—can be accessed at <http://thePoint.lww.com/beardsley5e>.

## Acknowledgments

---

The editors would like to thank several individuals for their contributions to this fifth edition. True appreciation goes first to faculty members who have used this textbook throughout the years and have provided us with valuable feedback about its utility and effectiveness. Next, to the students and to the practicing pharmacists and their staffs who have enhanced their communication skill development using this book and who ultimately must learn how to communicate with patients, their families, and other health care providers in today's challenging pharmacy practice environment.

We appreciate the assistance of our contributing authors in shaping the message and application of material in the textbook. Mona, David, Betsy, and Pat—we certainly appreciate your insights. We would also like to recognize the contribution of John M. Boltri, MD, who assisted with the development of Chapter 12 dealing with interprofessional collaboration. We acknowledge the assistance of the following individuals in the various photograph used in the book: Jennifer Huang, Brian Hose, Meredith Brittain, and Carrie Filsinger. In addition, we are grateful to Connie Geiger, Department Coordinator of the Medical Programs Department at the Bidwell Training Center, Inc., who created the pharmacy technician instructor's manual for the book.

*Robert S. Beardsley  
Baltimore, Maryland*

*Carole L. Kimberlin  
Gainesville, Florida*

*William N. Tindall  
Dayton, Ohio*



# Contents



Preface	xi
<b>Chapter 1 Patient-Centered Communication in Pharmacy Practice</b>	<b>1</b>
Overview	1
Introduction	1
Pharmacists' Responsibility in Patient Care	2
Importance of Communication in Meeting Your Patient Care Responsibilities	3
What is Patient-Centered Care?	4
Understanding Medication Use from the Patient Perspective	4
Encouraging a More Active Patient Role in Therapeutic Monitoring	5
A Patient-Centered View of the Medication Use Process	6
Summary	9
<i>Review Questions</i>	9
<i>References</i>	9
<b>Chapter 2 Principles and Elements of Interpersonal Communication</b>	<b>12</b>
Overview	12
Setting the Stage	12
Components of the Interpersonal Communication Model	13
Personal Responsibilities in the Communication Model	16
In Search of the Meaning of the Message	17
Importance of Perception in Communication	22
Summary	25
<i>Review Questions</i>	26
<i>Review Cases</i>	26
<i>References</i>	27
<i>Suggested Readings</i>	27

**Chapter 3 Nonverbal Communication 28**

---

Overview	28
Nonverbal versus Verbal Communication	28
Elements of Nonverbal Communication	29
Distracting Nonverbal Communication	32
Detecting Nonverbal Cues in Others	34
Dealing with Sensitive Issues	34
Overcoming Distracting Nonverbal Factors	35
Summary	36
<i>Review Questions</i>	37
<i>References</i>	37

**Chapter 4 Barriers to Communication 38**

---

Overview	38
Introduction	38
Environmental Barriers	39
Personal Barriers	43
Administrative Barriers	47
Time Barriers	48
Summary	49
<i>Review Questions</i>	49
<i>References</i>	49

**Chapter 5 Listening and Empathic Responding 50**

---

Overview	50
Listening Well	50
Empathic Responding	52
Attitudes Underlying Empathy	60
Nonverbal Aspects of Empathy	62
Problems in Establishing Helping Relationships	63
Summary	65
<i>Review Questions</i>	65
<i>References</i>	65
<i>Suggested Readings</i>	66

**Chapter 6 Assertiveness 67**

---

Overview	67
Beginning Exercise	67
Defining Assertiveness	68

Theoretical Foundations	70
Assertiveness Techniques	71
Assertiveness and Patients	74
Assertiveness and Other Health Care Professionals	75
Assertiveness and Employees	77
Assertiveness and Employers	79
Assertiveness and Colleagues	82
Summary	83
<i>Review Questions</i>	84
<i>Review Cases</i>	84
<i>References</i>	84

## **Chapter 7 Interviewing and Assessment 86**

---

Overview	86
Introduction	86
Components of an Effective Interview	87
Interviewing as a Process	92
Interviewing in Pharmacy Practice	96
Interviewing and Patient-Reported Outcomes	100
Documenting Interview Information	102
Interviewing Using the Telephone	103
Summary	104
<i>Review Questions</i>	105
<i>References</i>	105
<i>Suggested Readings</i>	105

## **Chapter 8 Helping Patients Manage Therapeutic Regimens 106**

---

Overview	106
Introduction	106
False Assumptions About Patient Understanding and Medication Adherence	108
Techniques to Improve Patient Understanding	110
Techniques to Establish New Behaviors	111
Techniques to Facilitate Behavior Change	113
Theoretical Foundations Supporting Behavior Change	114
Applying Motivational Interviewing Principles and Strategies	119
Summary	124
<i>Review Questions</i>	130
<i>References</i>	131

**Chapter 9 Medication Safety and Communication Skills 133**

---

Overview	133
Introduction to Medication Safety Issues	134
Types of Errors: Possible Causes and Potential Solutions	135
General Strategies to Enhance Patient Safety When Errors Occur	143
Summary	146
<i>Review Questions</i>	146
<i>References</i>	146
<i>Suggested Readings</i>	146

**Chapter 10 Strategies to Meet Specific Needs 148**

---

Overview	148
Introduction	148
Older Adults	149
Communication Impairments	150
Patients with Disabilities	153
Terminally Ill Patients	155
Patients with HIV or AIDS	157
Patients with Mental Health Problems	157
Suicidal Patients	159
Patients with Low Health Literacy	161
Cultural Competence	162
Caregivers	163
Summary	164
<i>Review Questions</i>	164
<i>Review Cases</i>	165
<i>References</i>	168
<i>Suggested Readings</i>	168
<i>Relevant Websites</i>	168

**Chapter 11 Communicating with Children About Medicines 169**

---

Overview	169
Need for Educating Children and Their Parents About Medicines	169
Importance of Using a Patient-Centered Interaction Style	171
Understanding the Cognitive Developmental Level of a Child	172

General Principles for Communicating with and Empowering Children	174
Toddlers and Preschool Children	174
School-Age Children	176
Adolescents	176
Summary	177
<i>Review Questions</i>	178
<i>Review Exercise</i>	178
<i>References</i>	178
<b>Chapter 12 Communication Skills and Interprofessional Collaboration</b>	<b>180</b>
Overview	180
Pharmacist Roles in Collaborative Medication Therapy Management	182
Barriers and Facilitators to Collaborative Partnerships	184
Initial Steps to Developing Collaborative Arrangements	187
Building Trust: The Cornerstone to Successful Collaborative Arrangements	188
Using Communication Skills to Enhance Collaborative Relationships	190
Six Critical Behaviors Within Collaborative Partnerships	191
Summary	193
<i>Review Questions</i>	194
<i>References</i>	194
<i>Suggested Readings</i>	195
<b>Chapter 13 Electronic Communication in Health Care</b>	<b>196</b>
Overview	196
Introduction	197
Use of the Internet	198
Use of E-mail in Society	198
Patient–Provider Use of Electronic Communication	199
Interprofessional Use of Electronic Communication	202
Patient Privacy and System Security Issues	203
Liability and the Therapeutic Relationship	205
Establishing Pharmaceutical Care Services Using Electronic Communication	206
Composing and Managing E-mail Messages	207
Summary	208
<i>Review Questions</i>	209
<i>References</i>	209

**Chapter 14 Ethical Behavior when Communicating with Patients 212**

---

Overview	212
Ethical Patient Care	212
A Pharmacy Code of Conduct for a Modern World	214
Seven Key Principles Guiding Ethical Conduct	215
How Pharmacists Can Resolve Ethical Dilemmas	224
Analyzing Patient Cases	225
Contemporary Topics in Pharmacy Care	228
Summary	232
<i>Review Questions</i>	232
<i>References</i>	232

<b>Index</b>	<b>235</b>
--------------	------------



# Patient-Centered Communication in Pharmacy Practice

## Introduction

Pharmacists' Responsibility in Patient Care

Importance of Communication in Meeting Your Patient Care  
Responsibilities

What is Patient-Centered Care?

Understanding Medication Use from the Patient Perspective

Encouraging a More Active Patient Role in Therapeutic Monitoring

A Patient-Centered View of the Medication Use Process

## Overview

---

In order to meet their professional responsibilities, pharmacists have become more patient-centered in their provision of pharmaceutical care. Pharmacists have the potential to contribute even more to improved patient care through efforts to reduce medication errors and improve the use of medications by patients. Using effective communication skill is essential in the provision of patient care. This chapter describes key elements within patient-centered care and introduces the critical nature of communication to this process. Subsequent chapters provide specific examples of communication skill development and strategies to enhance patient-centered communication.

## Introduction

---

Why is patient-centered communication so crucial to a professional practice? Consider the following:

- A 36-year-old man was prescribed a fentanyl patch to treat pain resulting from a back injury. He was not informed that heat could make the patch unsafe to use.

He fell asleep with a heating pad and died. The level of fentanyl in his bloodstream was found to be 100 times the level it should have been (Fallik, 2006).

- A patient prescribed Normodyne for hypertension was dispensed Norpramin. She experienced numerous side effects including blurred vision and hand tremors. Since she knew that she was supposed to be taking the medication to treat hypertension, even minimal communication between the pharmacist and patient about the therapy would have prevented this medication error (ISMP, 2004).
- A study by Weingart and associates (2005) found that, while 27% of patients experienced symptoms they attributed to a new prescription, many of these symptoms (31%) were not reported to the prescribing physician. The first author reported in a news release that “For every symptom that patients experienced but failed to report, one in five resulted in an adverse drug event that could have been prevented or made less severe.” The authors’ speculation on why patients failed to report symptoms focused on health care providers who do not inquire about problems with drug therapy and patients who dismiss the seriousness of side effects or who do not want to be seen as complaining to physicians about their prescribed treatments (Weingart et al, 2005).

Pharmacists are accepting increased responsibility in ensuring that patients avoid adverse effects of medications and also reach desired outcomes from their therapies. The changing role of the pharmacist requires practitioners to switch from a “medication-centered” or “task-centered” practice to patient-centered care. As revealed in the three situations described above, it is not enough for pharmacists to simply provide medication in the most efficient and safest manner (i.e., focus on systems of drug order fulfillment). Pharmacists must participate in activities that enhance patient adherence and the wise use of medication (i.e., focus on patient-centered elements including patient understanding and actual medication taking behaviors). Patient-centered care depends on your ability to develop trusting relationships with patients, to engage in an open exchange of information, to involve patients in the decision-making process regarding treatment, and to help patients reach therapeutic goals that are understood and endorsed by patients as well as by health care providers. Effective communication is central to meeting these patient care responsibilities in the practice of pharmacy.

## Pharmacists’ Responsibility in Patient Care

---

The incidence of preventable adverse drug events and the cost to society associated with medication-related morbidity and mortality is of growing concern (Easton et al, 2004; Ernst and Grizzle, 2001; Gurwitz et al, 2003; Johnson and Bootman, 1995; Manasse, 1989; Rodriguez-Monguio et al, 2003). The Institute of Medicine (IOM) report on patient safety concluded that medication-related errors are among the most prevalent errors in medical care (Committee on Quality of Health Care in America, 1999). The potential of pharmacists playing a pivotal role in reducing the incidence of both medication-related errors and drug-related illness is also receiving increased attention (Bunting and Cranor, 2006; Cranor et al, 2003; Garrett and Bluml, 2005; Hepler, 2001; Hepler and

Strand, 1990; Leape et al, 1999; Schnipper et al, 2006). Hepler and Strand (1990) have made a compelling case for the societal need for pharmaceutical care, which they define as “the responsible provision of drug therapy for the purpose of achieving definite outcomes that improve a patient’s quality of life.” Mission statements of professional pharmacy associations have been changed in recent years to reflect the increased responsibility pharmacists are being asked to assume for the appropriate use of drugs in society.

The “patient-centered” role envisioned by pharmacy mission statements would afford pharmacists a value to society far beyond that provided by their current “drug-centered” role. However, while the mission statements of professional organizations can help guide practice, they must be translated into patient care activities that pharmacists provide to each of their patients. The quality of the interpersonal relationships pharmacists develop with patients depends upon effective communication.

## Importance of Communication in Meeting Your Patient Care Responsibilities

---

The communication process between you and your patients serves two primary functions:

- It establishes the ongoing relationship between you and your patients; and
- It provides the exchange of information necessary to assess your patients’ health conditions, reach decisions on treatment plans, implement the plans, and evaluate the effects of treatment on your patients’ quality of life.

Establishing trusting relationships with your patients is not simply something that is “nice to do” but that is essentially peripheral to the “real” purpose of pharmacy practice. The quality of the patient–provider relationship is crucial. All professional activities between you and your patients take place in the context of the relationship that you establish. An effective relationship forms the base that allows you to meet professional responsibilities in patient care.

The ultimate purpose of the professional–patient relationship must constantly be kept in mind. The purpose of the relationship is to achieve mutually understood and agreed upon goals for therapy that improve your patients’ quality of life. Your activities must, therefore, be thought of in terms of the patient outcomes that you help to reach. You must begin to redefine what you do with the focus being on patient needs. Your goal, for example, is changed from providing patients with drug information to a goal of ensuring that patients understand their treatment in order to take medications safely and appropriately. Your goal is not to get patients to do as they are told (i.e., comply) but to help them reach intended treatment outcomes. Providing information or trying to improve adherence must be seen as a means to reach a desired outcome, rather than being an end in itself. Even communication with your patients is not an end in itself. Conversation between you and your patient has a different purpose than conversation between friends. Patient–professional communication is a means to an end—that of establishing a therapeutic relationship in order to effectively provide health care services that

the patient needs. Patient well-being is paramount. Because of your unique knowledge and special societal responsibilities, you must bear the greater burden of ensuring effective communication in your patient encounters.

## What is Patient-Centered Care?

---

Mead and Bower (2000) describe five dimensions of patient-centered medical care:

1. Practitioners must understand the social and psychological as well as the biomedical factors that relate to the illness experience of a patient.
2. Providers must perceive the “patient as person.” This requires understanding your patients’ unique experience of illness and the “personal meaning” it entails.
3. Providers must share power and responsibility. The ideal relationship is more egalitarian than is traditionally seen, with patients more actively involved in dialogue and in the decision-making surrounding treatment.
4. Providers must promote a “therapeutic alliance.” This involves incorporating patient perceptions of the acceptability of interventions in treatment plans, defining mutually agreed upon goals for treatment, and establishing a trusting, caring relationship between you and your patients. Patient perceptions that you “care” for them (as well as providing care) are essential to the establishment of trust. Examination of reasons for filing malpractice claims against providers suggest that patient anger over a perceived lack of “caring” from providers and dissatisfaction with provider communication were important elements in decisions to file (Hickson et al, 1992).
5. Providers must be aware of their own responses to patients and the sometimes unintended effects their behaviors may have on patients.



### Providing Patient-Centered Care

The pharmacist must be able to:

- Understand the illness experience of the patient
- Perceive each patient’s experience as unique
- Foster a more egalitarian relationship with patients
- Build a “therapeutic alliance” with patients to meet mutually understood goals of therapy
- Develop self-awareness of personal effects on patients

## Understanding Medication Use from the Patient Perspective

---

Models of the prescribing process that are “practitioner-centered” have primarily focused on decisions made and actions taken by physicians and other health care providers. The patient is “acted upon” rather than being viewed as an active

participant who makes ongoing decisions affecting the outcomes of treatment. The patient is seen as the object of professional ministrations and as the cooperative (or recalcitrant) follower of professional dictates.

One of our professional conceits seems to be that prescribing and dispensing a drug are the key decisions in the medication use process. However, in most cases, it is the patient who must return home and carry out the prescribed treatment. Drug therapy is the most ubiquitous of medical interventions and, in ambulatory care, is largely managed by the patient. The degree of autonomy that is possible with medication therapy makes it likely that patients will make decisions and assert control over treatment in various ways. Many patients make autonomous decisions to alter treatment regimens—decisions that may be made without consultation or communication with you or other health care providers (Conrad, 1985; Donovan and Blake, 1992; George et al, 2005; Heath et al, 2002; Lowry et al, 2005; Trostle, 1988; Wroe, 2002). Ignorance of patient-initiated decisions on medication use, in turn, makes it difficult for health care professionals to accurately evaluate the effects of drug treatment.

While you may view such patient behavior as ill advised, it would be more helpful for you to acknowledge the fact that patients do exercise ultimate control over drug treatment. Rather than trying to stifle patient autonomy, it would be more productive to strengthen the therapeutic alliance with your patients by increasing the level of patient participation and control in decisions that are made about treatment.

## Encouraging a More Active Patient Role in Therapeutic Monitoring

---

Providers, including pharmacists, could do more to help enable patients and their families or caregivers to take a more active role in monitoring response to treatment. The information a patient provides you as part of therapeutic monitoring is essential to ensuring that treatment goals are being met. While International Normalized Ratio (INR) or Hemoglobin A1c (HbA1c) values may provide the comfort of a “scientific” basis for therapeutic monitoring, for many chronic conditions you must rely on patient report of response to treatment. Treatment of depression and pain, for example, have only patient self-report as the basis of evaluation of response to therapy. Many other conditions such as asthma, angina, gastroesophageal reflux disease (GERD), epilepsy, and arthritis rely heavily on patient report of symptoms.

In addition to conditions where patient report of symptomatic experience is critical to monitoring, research has documented the beneficial effects on patient outcomes of increased patient involvement in self-monitoring of physiological indicators of treatment effectiveness. Certainly, patient self-monitoring of blood glucose has become standard practice in managing diabetes. In addition, blood glucose awareness training programs (BGAT) teach patients to recognize signs of both hyperglycemia and hypoglycemia. The BGAT training programs have been found to improve a patient’s ability to accurately estimate blood glucose fluctuations and prevent severe hypoglycemic episodes (Cox et al, 1994; Cox et al, 2001; Schachinger et al, 2005). Programs to increase patient participation in monitoring of coagulation therapy along with protocol-based patient management of

warfarin dosing have led to reduced incidence of major bleeding in patient monitoring intervention groups (Beyth et al, 2000). These studies point to the sophistication with which patients can monitor response to therapy and make informed decisions when they are taught how to interpret both symptomatic experience and results of physiological tests.

Other programs have designed interventions to teach patients how to be more assertive in obtaining information from providers. Intervention group subjects were found to be more likely than control subjects to question providers (Greenfield et al, 1985, 1988; Kaplan et al, 1989; Kimberlin et al, 2001; Roter, 1984) following the training intervention. In addition, patient follow-up found that intervention group patients had improved health outcomes, including improved glycemic control in diabetic patients, up to a year following the interventions (Greenfield et al, 1985; Kaplan et al, 1989).

The Joint Commission on Accreditation of Healthcare Organizations (JCAHO) and the Agency for Healthcare Research and Quality (AHRQ) have published tips for patients to empower them to be more active in their own treatment and in decisions made on their care (Joint Commission, 2003; AHRQ, 2000; NCIPE, 2006). As an example, one tip for surgery patients from the Joint Commission states: “Don’t be afraid to ask about safety. If you’re having surgery, for example, ask the physician to mark the area that is to be operated upon, so that there’s no confusion in the operating room.” Other pieces of advice include: “Make sure you can read the handwriting on any prescriptions written by your doctor. If you can’t read it, the pharmacist may not be able to either,” and “If you are given an IV, ask the nurse how long it should take for the liquid to ‘run out.’ Tell the nurse if it doesn’t seem to be dripping properly (that it is too fast or too slow).” While this advice is important in promoting more patient-centered care, patients must be taught how to be more involved in decision making, and their assertiveness must be encouraged and reinforced by all health care providers involved in their care in order for such a dramatic change from the traditional role of the patient to be embraced. If some providers, in fact, punish the patient for asking more questions and being more assertive, your attempts to establish more patient-centered care could be undone.

## A Patient-Centered View of the Medication Use Process



A patient-centered view of the medication-use process focuses on the patient role in the process. The medication-use process for noninstitutionalized patients begins when the patient perceives a health care need or health-related problem. This is experienced as a deviation from what is “normal” for the individual. It may be the experience of “symptoms” or other sort of life-style interruption that challenges or threatens the patient’s sense of well being. The patient then interprets the perceived problem. This interpretation is influenced by a host of psychological and social factors unique to the individual. These include the individual’s previous experience with the formal health care system; family influences; cultural differences in the conceptualization of “health” and “illness”; knowledge of the problem (individuals vary greatly on the level of medical and biological knowledge); health beliefs

which may or may not coincide with accepted medical “truths”; psychological characteristics; personal values, motives, and goals; and so on. In addition, the patient’s interpretation may be influenced by outside forces, such as family members who offer their own interpretations and advice.

The patient at this point may take no action to treat the condition either because the problem is seen as minor or transitory or because the patient lacks the means to initiate treatment. If the patient takes action, the action can include initiation of self-treatment, initiation of contact with a nonmedical provider (such as a faith healer), and/or contact with a health care provider. If the patient takes action that involves contact with a health care professional, whether it is a physician, pharmacist, or other health care practitioner, he must describe his “symptom” experience and to some extent his interpretation of that experience. In many ways, it is at this point that control is transferred from the patient to the professional, for it is the professional who can legitimize the experience by giving it a name (diagnosis). Such an act, however, transforms the experience from that with patient meaning into that with practitioner meaning (which may or may not be shared by the patient). The quality of the professional assessment depends, in part, on the thoroughness of the patient report, the practitioner’s skill in eliciting relevant information, and the receptivity of the professional to “hear” information from the patient that is potentially important. The practitioner’s skill in communicating information about the diagnosis may alter or refine the patient’s conceptualization of her illness experience, making patient understanding more congruent with that of the health care provider.

Once the health care provider reaches a professional assessment or diagnosis of the patient’s problem based on patient report, patient examination, and other data, she or he makes a recommendation to the patient. If the recommendation is to initiate drug treatment, the patient may or may not carry out the recommendation. Data indicate that large numbers of prescriptions are written that are never filled (Olson et al, 2005; Safran, 2005) or that are filled but remain unclaimed in the pharmacy (Kinnaird et al, 2003). Failure to initiate prescribed therapy may be caused by economic constraints, a lack of understanding of the purpose of the recommendation, or failure to “buy into” the treatment plan. Some of these patient decisions may, in fact, reflect a failure in the communication process between the patient and the health care provider.

When patients do accept the recommendations to initiate drug treatment, obtain the medication, and attempt to follow the regimen as prescribed, they can do so only to the best of their ability as they understand the drugs are intended to be taken. For many patients, medication taking includes misuse caused by misunderstanding of what is recommended or by unintended deviations from the prescribed treatment regimen (e.g., doses are forgotten). Alternatively, patients may administer the drug but with intentional modifications of the regimen. In both unintentional and intentional modifications of the prescribed treatment, the patient’s actions may be influenced by how well you and other health care providers succeed in establishing mutually understood and agreed upon treatment plans. Regardless of the medication-taking practices that patients establish, they evaluate the consequences of the treatment in terms of perceived benefits and perceived costs or barriers. This evaluation results in patients continuing to

take the medications, patients altering their drug treatment regimens, or patients discontinuing drug therapy. In any case, patients are continuously estimating what they perceive the effects of their actions to be and adjusting their behavior accordingly. It is inevitable that, as patients begin drug treatment, they will “monitor” their own response—they will decide whether or not they feel differently; they will look for signs that the treatment is effective or, alternately, indications that there may be a problem with the drug. The problem is not that patients monitor their response to medications—it is inevitable and desirable that they do so. The problem that exists is that patients often lack information on what to expect from treatment—on what to look for that will give them valid feedback on their response to the medication. Lacking this information, they apply their own “common sense” criteria.

Patients may interrupt the treatment process by failing to contact you and other providers when follow-up is expected, which may involve discontinuing participation in the formal health care system for a period of time or contacting a new provider and beginning the whole process again. Of the patients who do contact their providers, some will communicate their perceptions, problems, and decisions regarding treatment. Other patients may contact providers and *not* convey this information (or not convey all pertinent aspects). This follow-up contact occurs during revisits with a physician or refills of prescriptions from pharmacists. The nature of their relationships with you and other providers, the degree to which patients feel “safe” in confiding difficulties or concerns, the skill of providers in eliciting patient perceptions, and the extent to which a sense of “partnership” has been established regarding treatment decisions—all influence the patient decision to recontact providers. These factors also influence the degree to which medication-taking practices are reported and perceptions shared. Regardless of how completely patients report their experience with therapy when they recontact providers, the provider will make a professional assessment of patient response to treatment based on what the patient does report and/or laboratory values and other physiological measures. This assessment will lead to recommendations to continue drug treatment as previously recommended, to alter drug treatment (i.e., to change dose, change drug, add drug), or to discontinue drug treatment.



### Reasons to Encourage Patients to Share Their Experience with Therapy

- They have unanswered questions
- They have misunderstandings
- They experience problems related to therapy
- They “monitor” their own response to treatment
- They make their own decisions regarding therapy

AND

- They may not reveal this information to you unless you initiate a dialogue.

Analysis of the medication-use process highlights several things. First, the decision by you and other providers to recommend or prescribe drug treatment is a small part of the process. Second, patients and professionals may be carrying out parallel decision making with only sporadic communication about these processes. Furthermore, the communication that does occur may be incomplete and ineffective. Yet both you and your patients may continue making decisions and evaluating outcomes regardless of the quality of understanding of each other's goals, actions, and decisions. One of the aims of the communication process should be to make the understanding of the patient and you regarding the disease, illness experience, and treatment goals as congruent as possible.

It is obvious that there are numerous points in the process where the quality of the patient–professional relationship and the thoroughness of the information exchange affect the decisions of both patients and health professionals. It is at these points that your communication skills are critical and can have the most effect on the outcomes of treatment. As discussed throughout this textbook, you must seize the opportunities in this process when they become available. These opportunities will occur in structured and unstructured environments, in a variety of practice settings, and using varying amounts of time. The key is to maximize patient outcomes by using patient-centered communication skills.

## Summary

---

In establishing effective relationships with patients, your responsibility to help patients achieve desired health outcomes must be kept in mind. The patient is the focus of the medication-use process. Your communication skills can facilitate formation of trusting relationships with patients. Such a relationship fosters an open exchange of information and a sense of “partnership” between you and your patients. An effective communication process can optimize the chance that patients will make informed decisions, use medications appropriately, and ultimately, meet therapeutic goals.

## REVIEW QUESTIONS

1. What is patient-centered care?
2. What are the two primary functions that the communication process serves between health professionals and patients?
3. What is the benefit of analyzing the medication-use process by patients?

## REFERENCES

- Agency for Healthcare Research and Quality. 20 tips to help prevent medical errors. Patient Fact Sheet. AHRQ Publication No. 00-PO38. Rockville, MD, 2000.
- Beyth RJ, Quinn L, Landefeld CS. A multicomponent intervention to prevent major bleeding complications in older patients receiving warfarin: A randomized, controlled trial. *Annals of Internal Medicine* 133: 687–695, 2000.

- Bunting BA, Cranor CW. The Asheville Project: Long-term clinical, humanistic, and economic outcomes of a community-based medication therapy management program for asthma. *Journal of the American Pharmaceutical Association* 46: 133–147, 2006.
- Committee on Quality of Health Care in America, Institute of Medicine. *To Err is Human—Building a Safer Health System*. Washington, DC: National Academy Press, 1999.
- Conrad P. The meaning of medications: Another look at compliance. *Social Science and Medicine* 20: 29–37, 1985.
- Cox DJ, Gonder-Frederick L, Julian DM, Clarke W. Long-term follow-up evaluation of blood glucose awareness training. *Diabetes Care* 17: 1–5, 1994.
- Cox DJ, Gonder-Frederick L, Polonsky W, et al. Blood glucose awareness training (BGAT-2): Long-term benefits. *Diabetes Care* 24: 637–642, 2001.
- Cranor CW, Bunting BA, Christensen DB. The Asheville Project: Long-term clinical and economic outcomes of a community pharmacy diabetes care program. *Journal of the American Pharmaceutical Association* 43: 173–184, 2003.
- Donovan JL, Blake DR. Patient non-compliance: Deviance or reasoned decision-making? *Social Science and Medicine* 34: 507–513, 1992.
- Easton KL, Chapman CB, Brien JA. Frequency and characteristics of hospital admissions associated with drug-related problems in paediatrics. *British Journal of Clinical Pharmacology* 57: 611–615, 2004.
- Ernst FR, Grizzle AJ. Drug-related morbidity and mortality: Updating the cost-of-illness model. *Journal of the American Pharmaceutical Association* 41: 192–199, 2001.
- Fallik D. Drug patch safety triggers an FDA probe. *Philadelphia Inquirer*. March 5, 2006.
- Garrett DG, Bluml BM. Patient self-management program for diabetes: First-year clinical, humanistic, and economic outcomes. *Journal of American Pharmacists Association* 45: 130–137, 2005.
- George J, Kong DC, Thoman R, Stewart K. Factors associated with medication nonadherence in patients with COPD. *Chest* 128: 3198–3204, 2005.
- Greenfield S, Kaplan SH, Ware FE. Expanding patient involvement in care: Effects on patient outcomes. *Annals of Internal Medicine* 102: 520–528, 1985.
- Greenfield S, Kaplan SH, Ware FE. Patient participation in medical care: Effects on blood sugar and quality of life in diabetes. *Journal of General Internal Medicine* 3: 448–457, 1988.
- Gurwitz JH, Field TS, Harrold LR, et al. Incidence and preventability of adverse drug events among older persons in the ambulatory setting. *Journal of the American Medical Association* 289: 1107–1116, 2003.
- Heath KV, Singer J, O'Shaughnessy MV, et al. Intentional nonadherence due to adverse symptoms associated with antiretroviral therapy. *Journal of Acquired Immune Deficiency Syndromes* 31: 211–217, 2002.
- Hepler CD. Regulating for outcomes as a systems response to the problem of drug-related morbidity. *Journal of the American Pharmaceutical Association* 41: 108–115, 2001.
- Hepler CD, Strand LM. Opportunities and responsibilities in pharmaceutical care. *American Journal of Hospital Pharmacy* 47: 533–543, 1990.
- Hickson GB, Clayton EW, Githens PB, Sloan FA. Factors that prompted families to file medical malpractice claims following perinatal injuries. *Journal of the American Medical Association* 267: 1359–1363, 1992.
- Institute for Safe Medication Practices. Medication Safety Alert. Vol 3. Issue 4, April 2004. Retrieved May 5, 2006 from [www.ismp.org](http://www.ismp.org).
- Johnson JA, Bootman JL. Drug-related morbidity and mortality. A cost-of-illness model. *Archives of Internal Medicine* 155: 1949–1956, 1995.
- Joint Commission on Accreditation of Healthcare Organizations. *Five Steps to Safer Healthcare*. Washington, DC: JCAHO, 2003.
- Kaplan SH, Greenfield S, Ware JE. Assessing the effects of physician-patient interactions on the outcomes of chronic disease. *Medical Care* 27: S110–S127, 1989.
- Kimberlin C, Assa M, Rubin D, Zaenger P. Questions elderly patients have about on-going therapy: A pilot study to assist in communication with physicians. *Pharmacy World and Science* 23: 237–241, 2001.
- Kinnaird D, Cox T, Wilson JP. Unclaimed prescriptions in a clinic with computerized prescriber order entry. *American Journal of Health-system Pharmacy* 60: 1468–1470, 2003.
- Leape LL, Cullen DJ, Clapp MD, et al. Pharmacist participation on physician rounds and adverse drug events in the intensive care unit. *Journal of the American Medical Association* 282: 267–270, 1999.

- Lowry KP, Dudley TK, Oddone EZ, Bosworth HB. Intentional and unintentional nonadherence to anti-hypertensive medication. *Annals of Pharmacotherapy* 39: 1198–1203, 2005.
- Manasse HR. Medication use in an imperfect world: Drug misadventuring as an issue of public policy, Part 1. *American Journal of Hospital Pharmacy* 46: 929–944, 1989.
- Mead N, Bower P. Patient-centredness: A conceptual framework and review of the empirical literature. *Social Science and Medicine* 51: 1087–1110, 2000.
- National Council on Patient Information and Education and the Agency for Healthcare Research and Quality. *Your Medicine: Play it Safe*. Retrieved May 5, 2006 from [http://www.talkaboutrx.org/assocdocs/TASK/19/playitsafe\\_bro.pdf](http://www.talkaboutrx.org/assocdocs/TASK/19/playitsafe_bro.pdf).
- Olson LM, Tang SF, Newacheck PW. Children in the United States with discontinuous health insurance coverage. *New England Journal of Medicine* 353: 382–391, 2005.
- Rodriguez-Monguio R, Otero MJ, Rovira J. Assessing the economic impact of adverse drug effects. *Pharmacoeconomics* 21: 623–650, 2003.
- Roter DL. Patient question asking in physician-patient interaction. *Health Psychology* 3: 395–409, 1984.
- Safran DG, Neuman P, Schoen C, et al. Prescription drug coverage and seniors: Findings from a 2003 national survey. *Health Affairs* Suppl Web Exclusives: W5-152-W5-166, 2005.
- Schachinger H, Hegar K, Hermanns N, et al. Randomized controlled clinical trial of Blood Glucose Awareness Training (BGAT III) in Switzerland and Germany. *Journal of Behavioral Medicine* 28: 587–594, 2005.
- Schnipper JL, Kirwin JL, Cotugno MC, et al. Role of pharmacist counseling in preventing adverse drug events after hospitalization. *Archives of Internal Medicine* 166: 565–571, 2006.
- Trostle JA. Medical compliance as an ideology. *Social Science and Medicine* 27: 1299–1308, 1988.
- Weingart SN, Gandhi TK, Seger AC, et al. Patient-reported medication symptoms in primary care. *Archives of Internal Medicine* 165: 234–240, 2005.
- Wroe AL. Intentional and unintentional nonadherence: A study of decision making. *Journal of Behavioral Medicine* 25: 355–372, 2002.



# Principles and Elements of Interpersonal Communication

## Setting the Stage

Components of the Interpersonal Communication Model

Personal Responsibilities in the Communication Model

In Search of the Meaning of the Message

Importance of Perception in Communication

## Overview

---

Interpersonal communication is a common but complex practice that is essential in dealing with patients and other health care providers. This chapter describes the process of interpersonal communication as it relates to pharmacy practice and helps determine what happens when one person tries to express an idea or exchange information with another individual. The information given here is the foundation for subsequent chapters that more fully describe strategies for improving interpersonal relationships and communication.

## Setting the Stage

---

In our personal and professional lives, we need to interact with many people. Some of these interactions are successful, while others are not. Consider Case Study 2.1.

### CASE STUDY 2.1

George Raymond, a 59-year-old man with moderate hypertension, enters your pharmacy holding an unlit cigar. You know George because you attend the same church. He is a high school principal, has a wife who works, and has four children. He has been told to quit smoking and go on a diet. He also has a long history of

not taking his medications correctly. He comes to pick up a new prescription—an antibiotic for a urinary tract infection. Although he knows you personally, he is somewhat hesitant as he approaches the prescription area. He looks down at the ground and mumbles, “The doctor called in a new prescription for me, and can I also have a refill of my heart medication?”

---

In most communication encounters, we typically do not have the opportunity to stop and analyze the situation. However, to improve our communication skills we need some ability to assess a particular situation quickly. Thus, for the situation just presented, take a moment now and on a sheet of paper briefly describe what Mr. Raymond might be thinking or feeling. What clues do you have? Write down what you might say to him. Set the paper aside and read on. Once you have finished the chapter, come back to your notes and rewrite your response based on any insights that resulted from your reading.

## Components of the Interpersonal Communication Model

---

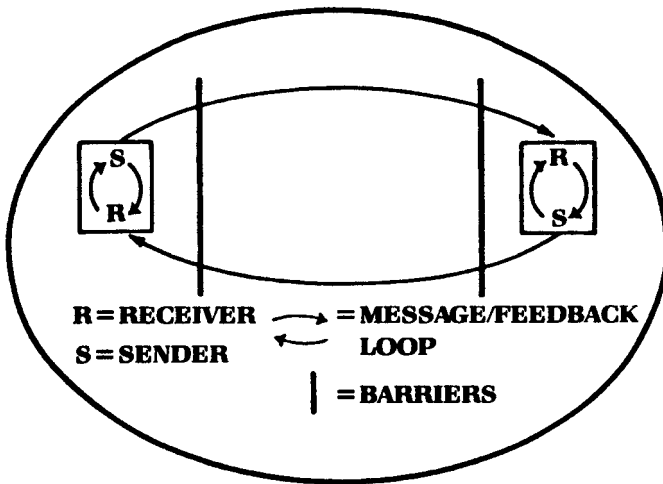
Communication encompasses a broad spectrum of media, for example, mass communication (TV, radio), small-group communication (committee meetings, discussion groups), and large-group communication (lectures, speeches). This book will not address these types of communication, but will focus on one-to-one interpersonal communication that occurs in pharmacy practice, such as that observed in the situation with George Raymond. In this section, the interpersonal communication process, or the interaction between two individuals, will be described in detail. This specific form of communication (interpersonal communication) is best described as a process in which messages are generated and transmitted by one person and subsequently received and translated by another. A practical model of this process is shown in Figure 2.1. This model builds on the original work of Shannon and Weaver (1949) and of George Gerbner (1955). The model includes five important elements: sender, message, receiver, feedback, and barriers.

### THE SENDER

In the interpersonal communication process, the sender transmits a message to another person. In the example described above, the initial sender of a message was Mr. Raymond: “The doctor called in a new prescription for me, and can I also have a refill of my heart medication?”

### THE MESSAGE

In interpersonal communication, the message is the element that is transmitted from one person to another. Messages can be thoughts, ideas, emotions, information, or other factors and can be transmitted both verbally (by talking) and nonverbally (by using facial expressions, hand gestures, and so on). For example,



**FIGURE 2-1.** The interpersonal communication model.

Mr. Raymond's verbal message was that he wanted his new prescription and that he would like to have his prescription for heart medication refilled. At the same time, he also communicated nonverbal messages. Did you recognize any of these nonverbal messages? By looking down at the ground and mumbling rather than speaking clearly, he might have been expressing embarrassment, shyness, or hesitancy to talk with you. He might have felt embarrassed, perhaps because he had not been taking his heart pills regularly. As discussed in greater detail in Chapter 3, the nonverbal component of communication is important. Research has found that in some situations 55% or more of a message is transmitted through its nonverbal component.

In most situations, senders formulate or encode messages before transmitting them. However, in some cases, messages are transmitted spontaneously without the sender thinking about them, such as a glaring stare or a burst of laughter. In the earlier situation, Mr. Raymond may not have been aware that he was transmitting nonverbal messages to you.

## THE RECEIVER

The receiver (you in the above example) receives the message from the sender (Mr. Raymond). As the receiver, you "decode" the message and assign a particular meaning to it, which may or may not be Mr. Raymond's intended meaning. In receiving and translating the message, you probably considered both the verbal and nonverbal components of the message.

## FEEDBACK

Feedback is the process whereby receivers communicate back to senders their understanding of the senders' message. In most situations, receivers do not

passively absorb messages; they respond to them with their own verbal and non-verbal messages. By using verbal and nonverbal communication, the receiver feeds back information to the sender about how the message was translated. In the feedback loop, the initial receiver becomes the sender of feedback, and the initial sender becomes the receiver of feedback, as noted in the model. In the interpersonal communication process, individuals are thus constantly moving back and forth between the roles of sender and receiver. In the example, you were first a receiver of information from Mr. Raymond; when you responded to him with a statement, such as “So you want your medication refilled?” you became a sender of feedback to Mr. Raymond.

Feedback can be simple, such as merely nodding your head, or more complex, such as repeating a set of complicated instructions to make sure that you interpreted them correctly. On your paper, what did you indicate would be your response to Mr. Raymond? You could have said, “I’m sorry, George, I’m not sure what you are asking. Which medication do you need?” or “How are you feeling, George? You seem a bit down.” Thus, in this example, feedback would be your response to Mr. Raymond. Feedback allows communication to be a two-way interaction rather than a one-way monologue.

During the communication process, most of us tend to focus on the message and frequently miss the opportunity for feedback. As receivers of messages, we fail to provide appropriate feedback to the sender about our understanding of the message. On the other hand, as senders of messages, we fail to ask for feedback from the receiver or in some cases ignore feedback provided by others. Consequently, we are led to think that a particular communication interaction was more effective than it really was (i.e. “I really felt she understood what I told her.”). As discussed in Chapter 5, being sensitive to others can strengthen our ability to receive and provide useful feedback.

The model we have presented is useful because it is easy to understand, but it does oversimplify the communication process. In any interpersonal communication situation, individuals at any point in time are simultaneously sending and receiving messages. For example, in the scenario described above, the initial spoken message was sent by Mr. Raymond: “The doctor called in a new prescription for me, and can I also have a refill of my heart medication?” However, at the time that he was speaking to the pharmacist, he was observing the pharmacist’s non-verbal behaviors and so was receiving messages from the pharmacist as he was sending the oral message. He observed whether the pharmacist was paying attention, whether he was smiling, whether he was acknowledging receipt of the spoken messages with nods of his head, and so on. Individuals cannot be in the presence of another person without both sending and receiving messages, regardless of who is speaking at any one point in time. The communication is transactional and the interaction includes both verbal and nonverbal messages.

## BARRIERS

Interpersonal communication is usually affected by a number of interferences or barriers. These barriers affect the accuracy of the communication exchange. For example, if a loud vacuum cleaner was running in your pharmacy while you were

talking to Mr. Raymond, it would have been even more difficult to understand what he was trying to communicate. Other barriers to your interaction with Mr. Raymond might include a safety glass partition between you and Mr. Raymond, telephones ringing in the background, or Mr. Raymond's inability to hear you due to a defective hearing aid. Barriers can be so detrimental to interpersonal communication that we will devote an entire chapter (Chapter 4) to strategies for identifying and then minimizing possible communication barriers.



In this counseling situation, what is the pharmacist doing correctly? What needs to be improved?

---

## Personal Responsibilities in the Communication Model

---

As a sender, you are responsible for ensuring that the message is transmitted in the clearest form, in terminology understood by the other person, and in an environment conducive to clear transmission. To check whether the message was received as intended, you need to ask for feedback from the receiver and clarify any misunderstandings. Thus, your obligation as the sender of a message is not

complete until you have determined that the other person has understood the message correctly.

As a receiver, you have the responsibility of listening to what is being transmitted by the sender. To ensure accurate communication, you should provide feedback to the sender by describing what you understood the message to be. Many times, we rely on our assumptions that we understand each other and thus feel that feedback is not necessary. However, practice has found that without appropriate feedback, misunderstandings occur. Of concern is that, as pharmacists dealing with patients, physicians, and other health care providers, we cannot afford these misunderstandings. These misunderstandings might result in harm to the patient. To become more effective, efficient, and accurate in our communication, we must strive to include explicit feedback in our interactions with others. Research has found that when pharmacists communicate effectively with patients, patient outcomes improve (DeYoung, 1996).

## In Search of the Meaning of the Message

---

The interpersonal communication model shows how messages originate from a sender and are received by a receiver. The sender delivers the message, and the receiver assigns a meaning to that message. The critical component in this process is that the receiver's assigned meaning must be the same as the meaning intended by the sender. In other words, we may or may not interpret the meaning of the various verbal and nonverbal messages in the same way as the sender intended. In the encounter with Mr. Raymond, he may have been embarrassed or hesitant to talk with you, or then again, he may not have been. He may have been looking down with dismay at a coffee stain on the new tie that his wife gave him. He may have been upset at himself for being so clumsy and was not focusing on communicating clearly with you. Thus, the message that you received might not have been the one Mr. Raymond intended to send.

## WORDS AND THEIR CONTEXT

In general, individuals assign meaning to verbal and nonverbal messages based on their past experiences and previous definitions of these verbal and nonverbal elements. If two persons do not share the same definitions or past experiences, misunderstanding may occur. The most common example of this is evident in different languages and dialects of the world. Different words mean different things to different people based on the definitions learned. For example, "football" to an American means a sport using an oval ball, but "football" to a European means a sport using a round ball (soccer). An example of this misunderstanding occurs in health care when we speak in medical terminology that may have different (or possibly no) meaning to our patients. The following example illustrates this potential misunderstanding.

In the beginning exercise, let us assume that you wish to inform Mr. Raymond that his urinary tract antibiotic will be more effective if taken with sufficient fluid to guarantee adequate urinary output. You relate that intent in the following

manner, “This medication should be taken with plenty of fluids.” The message is received and decoded into words and symbols in the mind of Mr. Raymond. These words or symbols may or may not have any particular meaning to him. Perhaps he does not even know what “fluids” refers to; perhaps he is uncertain whether you consider milk to be a fluid; or perhaps he associates the word “plenty” with a small glass of orange juice at breakfast rather than the 8-ounce glass of water you had in mind. Thus, the meaning of your important message may or may not have been received accurately by Mr. Raymond. It is the assignment of meaning to those words by Mr. Raymond that is important.

Another important factor is that people assign meanings based on the context that they perceive the sender is using. Often patients understand the words that we are using but place them in a different context. Thus, they may assign a meaning to our message that is different from the one intended. The following actual situation illustrates this point.

### CASE STUDY 2.2

A 9-month-old baby is admitted to the hospital with a severe infection. The pharmacist spoke with the mother upon admission and learned that about 1 week ago her son had developed a minor bacterial infection and received an antibiotic, which she gave him for 4 days until the infection appeared to be cleared up. When asked why she stopped the antibiotic, the mother stated that she was just following the directions on the prescription label: “Take one-half teaspoonful three times a day for infection until all gone.” The mother stated that she gave the medication until the infection was all gone. Unfortunately, the intended message was that the antibiotic should be given until the liquid was all gone (which would have been about 14 days—long enough to treat the bacterial infection). The mother assigned a meaning to the message on the prescription label that was not accurate; and thus, she stopped giving the antibiotic, a super-infection developed, and the baby was hospitalized.

In this example, the mother understood the words on the label, but she put them into a different context and thus derived a different meaning from the one intended. Apparently, the original pharmacist did not have the opportunity to talk with the mother when she picked up the antibiotic prescription to ask her how she was going to give the medication to her son. In other words, the pharmacist did not ask for feedback from the mother on how she interpreted the message on the label.

The social context also influences how messages are received and interpreted. The type of relationship that patients have with their pharmacists determines the level of acceptance that patients have regarding the information provided. Research has shown that if patients perceive pharmacists to be credible, unbiased providers of useful information, they will listen and retain more information about their medications. If they perceive pharmacists to be trustworthy and honest, they will be more willing to approach pharmacists for assistance.

## CONGRUENCE BETWEEN VERBAL AND NONVERBAL MESSAGES

The meaning of the message may be somewhat unclear if the receiver senses incongruence between the verbal and nonverbal messages. That is, the meaning of a verbal message is not consistent with the meaning of a nonverbal message. See the “Examples of Incongruent Messages” box. In each of these examples, the verbal message obviously does not match the nonverbal message, and the receiver may be confused about the true message intended by the sender. To avoid this incongruence, as a sender, you must be aware of the nonverbal messages as well as the verbal messages. As a receiver, you must point out to the sender that you are receiving two different messages.



### Examples of Incongruent Messages

- A red-faced agitated patron comes into the pharmacy, raises a fist, and loudly proclaims, “I’m not angry, I’m just here to ask about a prescription error.”
- A disappointed pharmacist has tried, so far without success, to convince a physician to change an obviously inappropriate medication order. When asked how he is feeling, he meekly replies, “Oh, I’m just fine.”
- A patient hands a pharmacist a prescription for a tranquilizer, then bursts into tears. The pharmacist asks if anything is the matter, and the patient responds, “No, I’m okay, it’s nothing at all.”

In summary, people base their interpretation of verbal and nonverbal messages on a variety of factors. These factors include their definitions and perceptions of the words, symbols, and nonverbal elements used by the sender. In reality, the final message is not what is said, but what the receiver perceives was said. The following section discusses how to prevent potential misunderstandings.

## PREVENTING MISUNDERSTANDING

In the previous situation involving the baby’s antibiotic prescription, the label read, “Take one-half teaspoonful three times a day for infection until all gone.” Unfortunately, the mother interpreted the message incorrectly. In this situation, the meaning could be clarified relatively easily by rearranging the position of the last two prepositional phrases (. . . three times a day until all medication is finished for infection) or rearranging the wording (. . . until the medication is all gone). However, minimizing misunderstandings is many times more difficult in other situations. We often assume that the receiver will interpret our message accurately.

To improve the communication process, we must remember that people assign meanings to messages based on their background, values, and experiences. If other persons have different backgrounds, values, and experiences, they may assign a different meaning to our intended message. Many of our problems in communication occur because we forget that individual experiences are never identical. In actual practice, we have enough common experiences with people we deal with on a daily basis that we can understand each other fairly well.

Typically, we can anticipate patients' feelings and their understanding about the use of drugs. Communication breaks down when we have limited common experiences or do not share the same meaning of certain words and symbols. Thus, a person placed on a medication for the first time has a different perception than a person who has taken the medication for several years; a person of a different gender, age, or race may have experiences different from ours.

A key to preventing misunderstanding is anticipating how other people may translate your message. It may be helpful to determine their experience with drugs in general and with a particular drug specifically. If they have had positive experiences previously, their perception of drugs may be different than if they have had negative experiences. If they have negative feelings about drugs, then they may be reluctant to discuss the medication or even to take it. We need to ask certain questions to determine these perceptions. Have you been on this medication before? What have you heard about this medication? How do you feel about taking this medication? Some of the skills discussed in Chapter 5 on empathic listening may be helpful in anticipating how others may assign meaning to your message. In many communication interactions, the more you know about other people and the more you are able to understand them, the easier it will be to anticipate how they may interpret the meaning of the message.

### USING FEEDBACK TO CHECK THE MEANING OF THE MESSAGE

Predicting how a person will translate a particular message is difficult. Using a technique described earlier (providing feedback to check the meaning of the message) may alleviate some communication misunderstandings. As senders of messages, we should ask others to share their interpretation of the message. In the example of the antibiotic, the original pharmacist should have asked the mother in a nonthreatening manner, "When you get home, how long are you going to give the medication to your son?" Thus, her initial perception could have been corrected, and the problem could have been avoided. We typically do not ask for feedback from patrons to check their perceptions of the meaning of our messages. Verifying the fact that the receiver interpreted the intended meaning of our verbal and nonverbal messages accurately takes additional time and is sometimes awkward. Most people rely on their own intuition as to whether their intended message was received correctly. See case study 2.3 for an illustration of the harmful effects of not asking for feedback from the patient on how they intend to take the medication.

### CASE STUDY 2.3

A patient being seen in an anticoagulation clinic mentioned to the pharmacist that he had developed several bruises on his hands and legs. The pharmacist immediately checked the patient's computer records and found a recent INR value of 6, which was well above his targeted 2–3 range. The pharmacist asked whether the patient had changed his diet, lifestyle, or drug regimen. The patient said no, but that he was given another medication during his last clinic visit. The pharmacist then went back to the profile and noticed that the patient had been receiving 4 mg daily Coumadin for some time, but his dose was reduced to 3 mg during the last visit to adjust his INR. The pharmacist suspected what the issue might be and asked the patient, "Did you stop taking the 4 mg tablet?" The patient replied, "No, nobody told me to, so I have been following instructions and taking both tablets!!" Thus, he was taking 7 mg per day rather than the intended 3 mg.

Unfortunately, relying on our intuition is not as effective as obtaining explicit feedback to measure understanding. See the accompanying box for examples of how to ask for feedback.



#### Statements or Questions That Elicit Feedback

- "I want to be sure I have explained things clearly. Please summarize the most important things to remember about this medicine."
- "How do you intend to take the medication?"
- "Please show me how you are going to use this nasal inhaler."
- "It is important that I understand that you know how to take this medication. Now when you get home, how are you going to take this medication?"
- "Describe in your own words how you are going to take this medication."

The preceding paragraphs describe ways to minimize misunderstanding from the sender's perspective. However, the receiver can also alleviate some misunderstanding by offering feedback to the sender. After receiving the message, the receiver should indicate in some way what she understands the message to be. It is particularly important for pharmacists to provide feedback by summarizing the information they have received from patients in the course of interviews conducted or assessments made related to their drug therapy. Since the pharmacist is primarily the "receiver" when he is obtaining information from patients on their symptoms or current therapy, the pharmacist should provide feedback to verify his understanding. When the pharmacist is primarily the "sender," as when he is giving information on a new prescription, then the patient should be asked

to summarize key information presented as a way of providing feedback that the pharmacist's message was understood accurately. In later chapters, specific skills are offered as means of improving your ability to give feedback and receive feedback from others.

## Importance of Perception in Communication

---

Perception is important in the process of interpersonal communication because we tend to interpret messages based on our perception of 1) what we believe the message says and 2) the individual sending the message. Thus, perceptual barriers need to be identified and minimized or we will misinterpret what we hear. We need to recognize how fragile the communication process is during professional communication and to value the use of feedback to enhance our ability to verify the true meaning of messages.

### PERCEPTION OF MEANINGS WITHIN A MESSAGE

People assign meanings to verbal and nonverbal messages based on their perception of the intended meaning (Fabun, 1986). In other words, the receiver's perception of the words, symbols, and nonverbal elements used by the sender influences how the receiver interprets the meaning. It is not what is said, but what the receiver perceives to have been said. Case study 2.4, which depicts an actual situation, illustrates this point.

#### CASE STUDY 2.4

---

A patient returned to the pharmacy complaining of side effects apparently caused by his medication. The patient's records indicated he was given 30 nitroglycerin patches. Both the pharmacist and the physician told him to "apply one daily." The patient opened his shirt to reveal 27 nitroglycerin patches firmly adhered to his chest!!

---

In case study 2.4, the patient perceived the phrase "apply one daily" to be absolute, so he applied one each day (but did not perceive the implied message that he should remove one). He followed his perception of the instructions. Unfortunately, no one asked him how he was going to use the patches (in other words, did not ask for feedback on his perception of the instructions). If the pharmacist had verified the patient's understanding, the patient would have been spared the resulting embarrassment and possible side effects. Misperceptions like the one above occur frequently in pharmacy practice, and most pharmacists have a story to tell about how patients misuse medication based on their misperceptions. The outcome of these situations may be relatively harmless, but some can be serious. For an example, see case study 2.5.

### CASE STUDY 2.5

A young woman suffering from vaginal candidiasis was given the usual 15 nystatin vaginal tablets and was told by the pharmacist to “use one tablet daily for two weeks.” She returned to the pharmacy after two weeks in severe discomfort with a complaint that “those nystatin tablets taste terrible!”

In case study 2.5, the patient assigned the wrong meaning to the word “use” and used the medication the way she typically uses medications—by taking them orally. In general, people develop their perceptions based on their past experiences, background, and values. People of different backgrounds, values, and experiences may assign meanings to messages that are different from those intended by the sender. It is difficult to realize when your patients have different perceptions than you.

One skill that minimizes perceptual differences is to use terms and concepts that are familiar to the patient. It is very easy for patients to misunderstand when you use medical terminology or language that is overly abstract, such as “drink a lot of fluid.” What does “a lot” mean to the patient? A glass? A cup? Broad, non-specific directions do not really help patients understand what you want to communicate. Another example might be, instead of asking patients whether they “hurt a lot,” you should ask them, “describe your pain on a scale of zero to 10 with zero being no pain and 10 being the worst pain imaginable.” You should also avoid using professional jargon. For example, most people are not impressed by the fact that they have “intermittent claudication,” when all they want help with is their inability to walk any distance without experiencing leg pain. You must also recognize gender differences and cultural differences (discussed further in Chapter 10) that may lead to misperceptions.

### PERCEPTIONS OF INDIVIDUALS

Our perception of the message is also influenced by our perception of the individual sending the message (Keltner, 1970). How we perceive the sender affects the interpretation of the message. We respond using our perception of that individual as our reference point because we tend to be influenced by a person’s cultural background, status, gender, or age. These perceptions are further influenced by any bias we have or stereotypes we hold of certain groups of individuals. The following statements illustrate this point:

“People who are mentally ill do not comply with their medication regimens.”

“Nurses always complain about pharmacists.”

“Elderly people can’t hear well and always talk too much.”

“People who talk slow are lazy.”

“Women with red hair have a temper.”

“People who are overweight are jolly.”

We do not see the person as a unique individual but as a representative of a particular group (e.g., elderly, overweight, or mentally ill). We erect “perceptual

barriers” to the communication process not based on fact but on our inferences based on stereotypes. Unfortunately, these barriers inhibit true communication between individuals. Additional examples of perceptual barriers are provided in Chapter 10 in the discussion of cultural competence.

It is important to realize that during our interactions with others we create perceptions of individuals and make various assumptions. For example, we tend to believe that our patients can speak and understand English well enough to understand us unless they tell us otherwise. Unfortunately, this is not always the case because many patients, in an effort to avoid embarrassment, do not indicate that they do not understand our instructions. We need to evaluate when our perception of the sender is incorrect or when our assumptions might be interfering with our ability to communicate with others. We may need to “check” our assumptions before proceeding. Does the elderly person really have a hearing deficiency? Does the person who talks slowly have a learning disability? Increased awareness of stereotyping and additional effort in checking our assumptions can enhance our interpersonal communication.

Unfortunately, the people we deal with on a daily basis may have perceptions of pharmacists that interfere with our ability to communicate with them. Their perceptions may not be based on reality but on their stereotypes of pharmacists. Patient perceptions are influenced by their past experiences with pharmacists, by what others have said about pharmacists, or by what they read in magazines and newspapers. For example, patients may perceive us as uncaring, busy people who are concerned only with filling prescriptions and taking their money. These stereotypes influence what they say to us and how they listen to us. If they perceive us as professionals, they will listen to what we tell them about their medications. By the same token, if nurses, physicians, and other health care providers do not perceive us as professionals, they will not value the information we provide. Part of improving communication with others is to determine what their perceptions of pharmacists are and then try to alter those perceptions if they are unfounded.

## SHARING THE SAME PERCEPTIONS

One key to preventing misunderstanding is to try to understand and share the perceptions of other individuals (Applebaum, et al, 1985). Many times, using “lay language,” which is familiar to patients, rather than medical terminology, which is familiar only to health care professionals, can enhance understanding. Determining the patient’s past experience with medications or with the particular drugs prescribed may also be helpful. Patients who have had positive experiences previously may be more willing to take the medication. However, if their past experiences have been bad, they may be reluctant to even begin taking the medication.

Frequently, it is difficult to understand patient backgrounds and to predict perceptions of the messages we provide. Follow the suggestions found in the “Advice Pharmacists Should Follow When Communicating with People of Different Backgrounds” box. In addition, some of the skills discussed in Chapter 5 on empathic listening may be helpful. In many communication interactions, the

more we can know about the other person and the more they can know about us, the easier it is to share the same perception.



### Advice Pharmacists Should Follow When Communicating with People of Different Backgrounds

- Learn as much as you can about the patient's background. Most communication problems arise when there is a lack of knowledge about the other person's reasons for a particular communication style.
- View diversity as an opportunity. With a little patience and the right attitude, you will be amazed at the opportunities that crop up to help one another.
- Do not condescend. Patronizing behavior is not appreciated and is recognized as such in any culture.
- Talk about your differences. Misunderstandings will often take root when people from differing backgrounds do not talk to one another. Be willing to talk openly and with a constructive attitude.

## USING FEEDBACK TO VERIFY PERCEPTIONS

The best technique to alleviate harmful misperceptions is using feedback to verify the perceived meaning of a message. As senders of messages, we should ask others to share their interpretations of the message. In the above nitroglycerin example, the pharmacist should have asked the patient in a nonthreatening manner how he was going to use the patches. We typically do not ask for feedback from patients to check their perceptions of the words used when we give directions. We simply assume that patients understand us. Just think how many medication misadventures could be prevented if pharmacists asked patients to give them feedback using this phrase, "Before you leave could you please tell me how you are going to use this medicine?"

The receiver can also alleviate some misunderstanding by offering feedback to the sender. After receiving the message, receivers should summarize the key elements of the message. In later chapters, specific skills are offered to improve your ability to give feedback and to receive feedback from others.

## Summary

The interpersonal communication model reveals that you must recognize that interpersonal communication is more than merely speaking to others, offering a printed prescription label, or affixing an auxiliary label to a prescription. You must make sure that the messages you transmit to others are received accurately. There is no guarantee that the meaning of your message will be translated as intended. You need to make sure that you enhance your listening skills so that you can become a better receiver of messages as well.

In the remaining chapters, we provide practical skills necessary for improving your communication. Each chapter builds on the preceding one. Communication is a complex process that may be difficult for some. However, it is a process that can be easily managed and controlled like any other learned skill. By emphasizing practical applications, we hope to lower any barriers that you may have to improvement of the valuable skills involved in communicating effectively. Before going further, go back and reread your comments about case study 2.1 (Mr. Raymond's situation) and change anything that you would do differently.

## REVIEW QUESTIONS

1. Describe the five components in the communications model.
2. Where do the meanings of messages come from?
3. What happens when verbal and nonverbal messages are not congruent?
4. What is meant by "Our perception of a message is affected by our perception of the individual"?
5. How can misperceptions be minimized?

## REVIEW CASES

### REVIEW CASE 2.1

A patient, Ms. Reynolds, enters a pharmacy, having just come from her physician's office.

**Ms. Reynolds:** My doctor just gave me a prescription for methotrexate and did not tell me anything about it! What's it used for?

**Pharmacist:** I am busy right now to go into detail, but it is used to treat various conditions, including cancer and rheumatoid arthritis.

**Ms. Reynolds:** What?!! Oh my goodness!! I can't believe this. My doctor must think I have cancer and is waiting to tell me.

1. How could the pharmacist have handled this situation differently to check for misperceptions?
2. What would you have said to the patient?
3. Would you call anyone else about this? If so, who?

### REVIEW CASE 2.2

You are a pharmacist in a pharmacy located in a medical building. Cynthia Jackson, a 22-year-old college student, enters your pharmacy. Cynthia has no prescription insurance and is on a limited budget. She has been dealing with chronic

sinusitis and finally realized that she needed to see an ear, nose, and throat specialist. Cynthia visited Dr. Sampson, who practices in your building. You know Dr. Sampson to be a good physician, but one who lacks interpersonal skills at times. He prescribed an expensive antibiotic that would cost Cynthia \$75. After you tell her the price, Cynthia states, “Dr. Sampson didn’t help me very much. He spends 5 minutes with me and then prescribes this expensive antibiotic and nothing else! And how do you get off charging me so much for just an antibiotic?”

1. What feelings do you sense coming from Cynthia?
2. How does Cynthia’s perception of Dr. Sampson influence her behavior?
3. How would you respond to Cynthia?
4. What kind of recommendations would you give her?

---

## REFERENCES

- Applebaum RL, Jenson DO, Caroll R. *Speech Communication*. New York: Macmillan, 1985.
- De Young M. Research on the effects of pharmacist-patient communication in institutions and ambulatory care sites, 1969-1994. *American Journal of Health-Systems Pharmacy* 53: 1277–1291, 1996.
- Fabun D. *Communications: The Transfer of Meaning*. Toronto: Glencoe Press, 1986.
- Gerbner G. *Toward a General Model of Communication*. PhD Dissertation. University of Southern California, 1955.
- Keltner SW. *Interpersonal Speech Communication: Elements and Structures*. Belmont, CA: Wadsworth, 1970.
- Shannon CE, Weaver W. *The Mathematical Theory of Communication*. Urbana: University of Illinois Press, 1949.

## SUGGESTED READINGS

- Beebe SA, Beebe SJ, Redmond MV. *Interpersonal Communication: Relating to Others*. 2nd ed. Boston: Allyn & Bacon, 1999.
- Casswell HD. The structure and function of communication in society. In L. Bryson, ed. *The Communication of Ideas*. New York: Institute for Religion and Social Studies, 1948.
- Hargie OD, Morrow NC, Woodman C. Pharmacists’ evaluation of key communication skills in practice. *Patient Education and Counseling* 39: 61–70, 2000.
- Shah BK, Cheung BA. Conceptualizing and measuring pharmacist-patient communication: A review. *Journal of the American Pharmacists Association* 45: 267–271, 2005.
- Svarstad BL, Bultman DC, Mount JK. Patient counseling provided in community pharmacies: Effects of state regulation, pharmacist age, and busyness. *Journal of the American Pharmacists Association* 44: 22–29, 2001.
- Wood JT. *Interpersonal Communication-Everyday Encounters*, 2nd ed. New York: Wadsworth, 1999.
- Worley-Louis MM, Schommer JC, Finnegan JR. Construct identification and measure development for investigating pharmacy-patient relationships. *Patient Education and Counseling* 51: 229–238, 2003.



# Nonverbal Communication

Nonverbal versus Verbal Communication  
Elements of Nonverbal Communication  
Distracting Nonverbal Communication  
Detecting Nonverbal Cues in Others  
Dealing with Sensitive Issues  
Overcoming Distracting Nonverbal Factors

## Overview

---

Words are not the only way by which pharmacists communicate. Interpersonal communication involves both verbal and nonverbal expression. Words normally express ideas, whereas nonverbal expressions convey attitudes and emotions. A large measure of how you relate to others and how they relate to you is not based on what is said, but on what is not said. You may not speak or even have the desire to communicate, and yet be engaged in a communication process. You are constantly providing “messages” to those around you by your dress, facial expression, body movements, and other aspects of your appearance and behavior. Nonverbal expressions include kinesics, proxemics, and elements of the physical environment in which communication takes place. This chapter describes the various components of nonverbal communication and discusses how it plays an important role in effective patient-centered communication.

## Nonverbal versus Verbal Communication

---

Nonverbal communication involves a complete mix of behaviors, psychological responses, and environmental interactions through which we consciously or unconsciously relate to another person. It differs from verbal communication in that the medium of exchange is neither vocalized language nor the written word. The importance of nonverbal communication is underlined by the findings of

behavioral scientists, who have reported that approximately 55% to 95% of all communication can be attributed to nonverbal sources (Mehrabian, 1971; Poytos, 1983). Awareness and skilled use of your nonverbal abilities can make the difference between fulfilling, successful interpersonal relationships and frustrated, nonproductive interactions.

Nonverbal communications are unique for three reasons. First, they mirror innermost thoughts and feelings. This mirror effect is constantly at work, whether or not you are conscious of it. Second, nonverbal communication is difficult, if not impossible, to “fake” during an interpersonal interaction. Third, your nonverbal communication must be consistent with your verbal communication or people will be suspicious of the intended meaning of your message. This lack of congruence between your verbal and nonverbal messages may result in less than successful interpersonal communication (Borman et al, 1969).

In nonverbal communication, we perceive and interpret a given nonverbal message or “cue” in a personal manner. Various interpretations emerge from the different social, psychological, cultural, and other background variables of the senders and receivers of nonverbal messages. For example, a simple nod of the head or a specific hand gesture may mean something to one person but something completely different to another. Therefore, nonverbal “cues” can and often do have multiple interpretations. However, within a given society, groups of nonverbal cues or “cue clusters” generally result in interpretations that are usually universally agreed upon.

Cue clusters are combinations of nonverbal acts that communicate certain global messages. For example, a patient who gives you a friendly handshake, a pleasant-sounding “thank you,” and a warm smile at the end of your interaction is probably more pleased with the interaction than a patient who abruptly turns around and quickly walks away mumbling something under his breath. Without a doubt, cue clusters contribute significantly to what is being communicated nonverbally. On the other hand, the specific “reasons” behind a person’s nonverbal behaviors (for example “why” a patient turned abruptly and walked away) usually cannot be determined from the nonverbal communication alone. You may sense that a patient seems upset. However, you do not know whether the cause is distress over something you said, discouragement at being ill, dismay over the cost of the medication, a desire to hurry to get back to work, or a myriad of other things that may be on the patient’s mind that would explain his or her behavior. When analyzing nonverbal communication, avoid focusing on just one cue. Look at all the nonverbal cues that you are receiving and use verbal communication to fully understand the meaning of the nonverbal behavior.

## Elements of Nonverbal Communication

---

Important nonverbal elements discussed here include kinesics (body movement), proxemics (distance between persons trying to communicate), the physical environment, and potential distracting elements of nonverbal communication (see box).



## Important Elements of Nonverbal Communication

- Kinesics
- Proxemics
- Environment
- Distracting factors

### KINESICS

The manner in which you use your arms, legs, hands, head, face, and torso may have a dramatic impact on the messages that you send. In general, individuals from various societies use different body movements to communicate certain messages. In this country, for example, it is common for two men to shake hands when meeting each other. A handshake is a way by which we nonverbally indicate friendship or acceptance of the other person. The handshake stems from much earlier times when a man who extended his hand to another was communicating the fact that he held no weapon to do harm. However, in some cultures it is more appropriate to bow to each other rather than shake each other's hand.

As a health care professional, you need to generate a feeling of empathy and commitment to the helping of others. It is apparent, therefore, that your body movement or kinesics should complement this role. An open stance can nonverbally communicate sincerity, respect, and empathy for another person. The classic example of an open posture is standing (or sitting) with a full frontal appearance to the other person. As an open communicator, you should also have your legs and arms comfortably apart (not crossed), and a facial expression that expresses interest and a desire to listen as well as speak.

A closed posture occurs when you have your arms folded in front of your chest, legs crossed at the knees, head facing downward, and eyes looking away from the patient. If you hold this posture during an interaction, the other person may respond in a similar noncommunicative manner or may break off the interaction altogether. Communication from a closed posture may shorten or halt further productive interactions. Sometimes it is appropriate to use a closed posture, for example, when you want to limit the interaction with an overly talkative person.

The key is to be aware of your tendency to close off communication through your body movements. For example, if during a consultation you suddenly have the impression that the patient is no longer interested in speaking with you, examine your body position to see whether it appears to be defensive. To improve communication kinesics, consider the suggestions in the "Key Components of Kinesics" box.



### Key Components of Kinesics

- Varied eye contact (consistent, but not a stare)
- Relaxed posture
- Appropriate comfortable gestures
- Frontal appearance (shoulders square to other person)
- Slight lean toward the other person
- Erect body position (head up, shoulders back)

### PROXEMICS

The distance between two interacting persons plays an important role in nonverbal communication. Proxemics, the structure and use of space, is a powerful nonverbal tool. Behavioral scientists have found that the quality of interactions can vary depending upon the distances between the communicators (Keltner, 1970). In many cultures, people reserve the most protected space (within 18 inches from their bodies) for others with whom they have close, intimate relationships. When someone else ventures into this space during a conversation, people may experience anxiety and perhaps anger at the trespass of their intimate zone. A crowded elevator is the best illustration of the need to maintain intimate space. People in a crowded elevator will do almost anything (to the point of standing like statues) to avoid touching one another. If by chance two people in this situation do have bodily contact, they usually apologize, even though neither person had an opportunity to avoid the trespass of space.

Most people in the United States tend to be more comfortable when a distance of 18 inches to 48 inches is maintained between other individuals. At this distance, casual personal conversations normally take place. Interpersonal distances of more than 4 to 6 feet are generally reserved for public rather than private communication. Further distances would not be appropriate for patient counseling, especially if other individuals are within earshot of the conversation. Thus, you must consider the distance factor whenever you consult with patients. You want to stand close enough to ensure privacy, yet at the same time provide enough room so that the patient feels comfortable. You do not want to invade a patient's intimate zone nor conduct the counseling session in the public zone. Patients usually indicate nonverbally whether they feel comfortable with the distance by either stepping backward or leaning forward.

The type of instructions that you need to give to the patient will also affect the distance. For sensitive issues, such as explaining the use of a rectal or vaginal medication, you may need to enter the patient's private zone, especially if others are around. Ideally, the pharmacy setting should provide various levels of privacy so that both the sender and the receiver of messages feel comfortable.

## ENVIRONMENTAL NONVERBAL FACTORS

A number of environmental factors play important roles in communicating nonverbal messages to patients. For example, the colors used in the pharmacy's decor, the lighting, and the uses of space all have been documented as important nonverbal communication factors (Beardsley et al, 1977). Within the community practice setting, the use of the prescription counter is an important environmental factor. The counter and related shelving serve to keep the prescription dispensing process from the public's view. However, they can also serve as communication barriers if they inhibit your interaction with your patients. When appropriate, step to the side of the prescription counter or from behind the counter to communicate a genuine interest in talking with patients about their medications. In addition, the presence of a private consulting area may indicate to your patients that you are interested in counseling them in a private manner.

The general appearance within the pharmacy setting conveys nonverbal messages to patients. Dirt, clutter, and general untidiness carry negative nonverbal messages. These messages influence patient perceptions about your professional role and your level of interest in serving your patients. For example, counseling around I.V. boxes in a room that doubles as a storage room in an outpatient clinic will likely be perceived by a patient to be a very unprofessional encounter. In addition, the physical characteristics of pharmacy employees also send nonverbal messages to patients. Professional staff should dress appropriately. You want to convey a friendly appearance, but you also want to convey professional competence. Your appearance and the appearance of your fellow employees can enhance or distract from the sense of professionalism within your practice site.

## Distracting Nonverbal Communication

---

One of the most distracting nonverbal elements is lack of eye contact. It is frustrating to talk to somebody who is not looking at you. Unfortunately, many pharmacists unconsciously do not look at patients when talking to them. Their tendency is to look at the prescription, the prescription container, the computer screen, or other objects while talking. This behavior may indicate to patients that you are not totally confident about what you are saying or that you really do not care about speaking with them. Not looking at the patient also limits your ability to assess whether the patient understands the information. In other words, lack of eye contact limits your ability to receive feedback from the patient about the messages that you are giving. For instance, does the patient have a questioning look, an expression of surprise, or an expression of contentment and understanding? As discussed in Chapter 5, good eye contact is also essential for effective listening. If you do not look at patients while they are talking, they may get the impression that you are not interested in what they are saying. Using good eye contact does not mean that you continually stare at patients, because that may make them feel uncomfortable as well. The key is that you spend most of the time looking at them.



---

What nonverbal messages is the pharmacist sending? The patient?

---

Another potentially distracting nonverbal element is facial expression. An inadvertent facial expression may send a message that you did not intend to transmit. For example, if you roll your eyes as a patient explains something to you, you may be communicating a feeling of disinterest or lack of concern toward the patient. This is especially damaging when your facial expressions are not consistent with your verbal expressions. For example, if you say, “Go ahead I am listening, tell me about it!” but your eyes are distracted by something else in the pharmacy, you may be communicating mixed messages. The patient hears you say that you are interested, but your nonverbal behavior communicates otherwise. In these situations, people would tend to believe your facial expression and other nonverbal messages more than the verbal aspects of your communication.

In addition to facial expression, body position can be somewhat distracting. Most patients will judge your willingness to talk to them based on their perception of your body position. For example, a closed stance with folded arms or a body position that is slouched forward or tilted to one side may be communicating reluctance on your part to talk with them. You must be aware of your body position. Does it project your sincere desire to talk with your patients or does it show a lack of concern or interest?

Another potential distraction to communication may be your tone of voice. People interpret the message not only by the words you use, but also by the tone of voice you use. For example, a comment in a sarcastic or threatening tone of voice will produce a different effect than the same phrase spoken with an empathic tone. In addition, conveying a message in a dull, monotone voice may convey a lack of interest on your part. An inappropriate tone of voice may create an entirely different meaning from the one intended. To identify possible barriers, it may be useful to record yourself during interactions with your patients (with their permission) to reveal possible inconsistencies. You may find that you sound much different than you expected. You may think that you are communicating in an empathetic manner, but the recording may prove otherwise.

### Detecting Nonverbal Cues in Others

---

Up to this point, this chapter has focused on your own nonverbal communication. The following section examines nonverbal messages provided by others and describes how to better detect these messages. Assessing the meaning behind the nonverbal messages of others is difficult, because we tend to interpret nonverbal cues based on our own personal backgrounds and experiences. We “filter” these messages based on our personal orientation and experiences. The meaning of the nonverbal messages that we receive may or may not be the meanings intended by the sender. For example, we may sense a hint of anger in a patient’s voice when in actuality they are using their normal speaking voice and they are not angry at all. The key is to identify situations where we might be misinterpreting their nonverbal cues based on these differences. We need to avoid making false assumptions or jumping to conclusions based on inaccurate interpretations of nonverbal cues. It would be impossible to list all the potential situations where differences could arise; however, we will focus on some of the most common issues.

### Dealing with Sensitive Issues

---

Some elderly and physically ill persons may have limited or impaired sense capabilities that will influence how they communicate nonverbally. The following example illustrates this point.

#### CASE STUDY 3.1

During his first externship experience in a community pharmacy, a pharmacy student (John) was assigned the task of receiving new prescriptions from patients. John wanted to help the patients and was looking forward to the opportunity of talking with them about their problems. One day, Mr. Stevens approached the prescription counter to have his prescription for levodopa refilled. John, who did not realize that Mr. Stevens had Parkinson’s disease, noticed that his hands were shaking and commented, “I see you are a bit nervous today, Mr. Stevens. What’s the matter?”

---

John observed a nonverbal message (rapid hand movement) from Mr. Stevens and assigned a wrong (and embarrassing) meaning to it. John should not have jumped to the conclusion based on just one nonverbal cue but should have noticed that Mr. Stevens' head was also moving and that he walked with a shuffled gait characteristic of Parkinson's disease.

This example illustrates that we need to adjust our communication in accordance with the messages that nonverbal cues are sending us. Another example occurs when elderly patients move closer to you or may put a hand to their ears. What message might these nonverbal cues indicate? Possibly, they may indicate that they are having difficulty in hearing. You may also observe hearing aids, glasses, and other devices that may indicate possible communication difficulties.

Another example occurs when patients are reluctant to speak to pharmacists and we do not know the real reason behind this behavior. Could it be a lack of respect for the pharmacist? Or could it be embarrassment? It is interesting to note that a Harris Survey (1997) found that embarrassment was the most common reason why consumers did not approach their health care provider. A wide variety of embarrassing issues could exist within practice, including incontinence, sexual dysfunction, depression, menopause, hemorrhoids, contraception, and breast or prostate cancer. As a pharmacist, you should be prepared to recognize situations that may be sensitive areas for patients. You should be comfortable discussing such matters in a nonthreatening way and in a nonverbal environment that conveys confidentiality and privacy. Here are some tips and tactics to help with sensitive situations.

1. **Watch your patients.** Before engaging in a conversation, watch their behavior to get a clue about their feelings. They may appear to be embarrassed before they reach the prescription counter.
2. **Discuss sensitive issues with clarity and avoid potentially frightening scenarios.** For example, you may bring up the subject of incontinence by saying, "Miss Smith, we have many women who get their prescriptions from us here for bladder control problems. While this problem is potentially embarrassing, there are several effective means to deal with it. Would you like to step away to a quieter area and we can discuss it?"
3. **Be cognizant of the potential for nonadherence.** Many patients with sensitive issues do not follow their medical regimens as directed. Check medication refill rates and observe patient behavior when they are describing how they take their medications. If you suspect nonadherence to medication regimens, ask open-ended questions to assess patient attitudes and feelings. For example, you could ask "How do you feel about taking this medication?" This gives you an opportunity to watch and listen to both verbal and nonverbal messages.

## Overcoming Distracting Nonverbal Factors

---

As mentioned earlier, the first step in improving interpersonal communication is recognizing how you communicate with others. In the nonverbal area, this self-awareness involves being constantly aware of your nonverbal behavior. In this

regard, videotaping yourself is particularly helpful, since it reveals the positive and negative aspects of your nonverbal communication.

Once you have discovered what aspects you need to change to become more effective, the next step is a difficult one: finding strategies to overcome these distracting elements. Several suggestions have been already made about how specific nonverbal elements can be improved. One thing that should be mentioned here is that potentially distracting behaviors can be overcome by using nonverbal elements that project different messages. For example, you may find that you naturally cross your arms while talking to others. You can overcome the possible perception that you are acting defensively by using other nonverbal elements, such as smiling, using a friendly tone of voice, or moving closer to the patient. The total message received by the patient is the combination of all these nonverbal cues, both positive and negative, and not just one isolated component. Another example is that if you have a soft voice and you sense that the patient cannot hear you, then you should lean toward the patient, raise your voice, or move the patient into a quieter section of the pharmacy. The key to this process is to first recognize distracting nonverbal elements and then try to overcome them.

## Summary

---

Because nonverbal communication contributes significantly to the meanings of messages between pharmacists and others, it is important for you to keep the following in mind:

1. Certain nonverbal behaviors are universal; however, many are culturally specific.
2. Interpreting body language is ambiguous. Many people state that they can read a person like a book. However, assigning a particular meaning to a specific body movement without checking the meaning of that movement is dangerous. You could assign the wrong meaning to the nonverbal message.
3. Nonverbal behavior is more powerful than verbal. If the spoken word contradicts nonverbal behaviors, the observer will believe the nonverbal messages. Even simple advice, such as “Store this in the refrigerator and shake it well every time you use it,” may be influenced by your facial expression and tone of voice (Burgoon et al, 1995). If your tone conveys boredom and your manner is perfunctory, the advice may be seen as being of only minor importance.
4. The physical attributes of your practice environment have important effects on communication with patients. The location, design elements of the counseling area, employee appearance, and even the color scheme and signage on the walls all contribute to the messages that patients receive about your philosophy and attitude toward patient counseling.

Nonverbal communication involves an enormously important part of interpersonal communication. You should concentrate on your own nonverbal communications, as well as the various nonverbal cues provided by others. In this way, you can become a more effective, skilled communicator. Developing an awareness of your own nonverbal messages and detecting the nonverbal messages in others are

important steps in developing skilled nonverbal communication. As discussed in Chapter 2, the communication process involves the transmission of both nonverbal and verbal messages in an environment plagued with barriers. An initial step in improving the communication process is to become more aware of these barriers.

### REVIEW QUESTIONS

1. How much communication is attributed to its nonverbal component? Why is this so?
2. What is the importance of cue clusters?
3. List the many ways that body language can improve your role as a pharmacist.
4. Differentiate between kinesics and proxemics.
5. Examine your own nonverbal behavior and list ways you may overcome any distracting styles.

### REFERENCES

- Beardsley RS, Johnson CA, Wise G. Privacy as a factor in patient counseling. *Journal of the American Pharmaceutical Association* NS17: 366–368, 1977.
- Borman EG, Nichols RG, Howell WS, Shapiro GL. *Interpersonal Communication in the Modern Organization*. Englewood Cliffs, NJ: Prentice-Hall, 1969.
- Burgoon JK, Buller DB, Woodall WG. *Nonverbal Communication: The Unspoken Dialogue*, 2nd ed. New York: McGraw-Hill, 1995: 251–255.
- Harris L. *Physician Patient Barriers to Communication*. National Harris Survey, 1997.
- Keltner JW. *Interpersonal Communication*. Belmont, CA: Wadsworth, 1970.
- Mehrabian A. *Silent Messages*. Belmont, CA: Wadsworth, 1971.
- Poytos F. *New Perspectives in Nonverbal Communication*. New York: Pergamon Press, 1983.



# Barriers to Communication

Introduction  
Environmental Barriers  
Personal Barriers  
Administrative Barriers  
Time Barriers

## Overview

---

Within the communication process, numerous barriers exist that may disrupt or even eliminate interpersonal interaction. Given the large number of potential barriers that exist in pharmacy practice settings, it is a wonder that any communication takes place at all. Some barriers are rather obvious, while others are more subtle. The key is to identify when barriers exist and then develop strategies that minimize them. This chapter provides an overview of general barrier issues within communication and provides examples in a few key areas (practice environment, personal issues, administrative priorities, and lack of time and resources). Additional types of barriers will be discussed in subsequent chapters as they relate to the more specific aspects of the communication process.

## Introduction

---

Nothing could be more frustrating than to realize that you are not communicating effectively with another person. For example, you want to complain to your car mechanic that your car still does not run right. While you are telling him about your problem, the mechanic continues to look at a pile of papers on the counter and to mutter an occasional “uh-huh.” You continue to relate in the best way you can the nature and urgency of your problem. However, he rushes over to the phone, papers in hand, and starts talking into the receiver without even looking up. While on the phone, he winks at you and says, “Go ahead, I’m still

listening. Keep telling me about your problem.” How do you feel—frustrated, angry, confused? Why? Probably because you feel you can’t communicate with this person. He is not listening to you even though he says he is. Even if you have never experienced this specific situation, you can probably understand the frustration, anger, and confusion resulting from this lack of communication.

As indicated in Chapter 2, the communication process involves five essential elements: the sender, the message, the receiver, feedback, and barriers. Deficiencies in any of these essential elements may cause a breakdown in communication. The message must be clearly sent by the sender and received accurately by the receiver. Feedback that verifies understanding must be related in a clear, unambiguous manner. The fifth element, barriers, is often overlooked. Unfortunately, many things seem to get in the way when you try to communicate with someone else. Some issues are rather obvious, while others are not. Some are easily removed, while others are more complex and require multiple strategies to minimize their impact.

Minimizing communication barriers typically requires a two-stage process: first, you must be aware that they exist. Second, you need to take appropriate action to overcome them. To become a more effective communicator, it is essential that you realize when you are not communicating effectively with another person and then try to analyze why effective communication is not taking place. This chapter focuses on some of the more common communication problems in pharmacy practice in the areas of environment, personal issues, administrative policies and procedures, and lack of time. Suggested strategies for minimizing their impact are also provided.

## Environmental Barriers

---

The environment in which communication takes place is critical in pharmacy practice, and distractions within the environment often interfere with this process. Some environmental barriers are rather obvious, while others are more subtle. One of the most obvious barriers in most community practice settings is the height of the prescription counter separating patients from pharmacy personnel. These prescription counters exist for three primary reasons: (1) they provide an opportunity for patients to identify where the pharmacy is located; (2) they provide an opportunity for pharmacy staff to look over the store area periodically; and (3) they provide a private area in which the staff can work. Unfortunately, in some situations, patients cannot see pharmacy personnel behind these strategically placed partitions or counters. It is difficult for patients to talk with individuals they cannot even see. These counters may intimidate some patients and inhibit communication because the pharmacist is standing over them. This type of environment may also give patients the impression that the pharmacist does not want to talk to them. Many pharmacies provide areas where the counter is lower to facilitate pharmacist–patient interaction. Ideally, you and the patient should both be at eye level to enhance verbal and nonverbal communication. This will also help counteract patient perceptions that you are not approachable.



### What are the barriers and facilitators to communication in this setting?

---

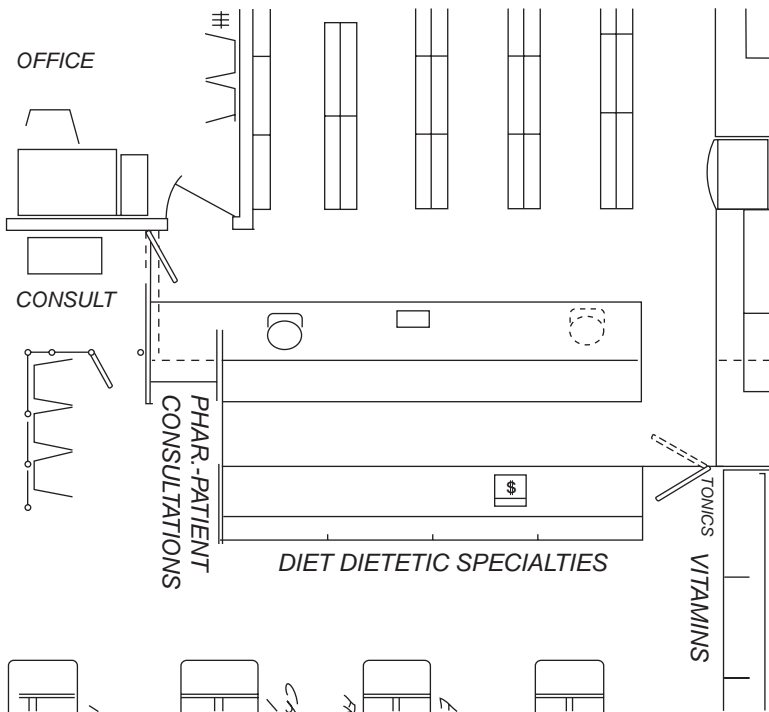
Crowded, noisy prescription areas also inhibit one-to-one communication in many practice settings (Beardsley et al, 1977). Many pharmacies tend to have significant background noise, such as people talking or music playing. These noises interfere with your ability to communicate with patients. In addition, other people may be within hearing range of your conversation, which limits the level of perceived privacy for the interaction. Privacy is especially important when patients want to talk about personal matters. Noise also interferes with your ability to use the phone effectively when trying to communicate with physicians, patients, and others.

Many community pharmacists have tried to address these issues by increasing the amount of privacy within their setting. For example, many pharmacists use glass partitions, planters, or dividers to create the feeling of a private conversation area that is away from common traffic areas. Some have installed private or semiprivate counseling areas or rooms. Privacy does not necessarily mean having a private room, but both the patient and pharmacist must feel that privacy exists. Even in a busy, noisy environment, privacy can be enhanced by moving to the end of the prescription counter or by turning away from a busy prescription area and lowering your voice to achieve a more private environment.

Privacy issues also exist in institutional and ambulatory care clinics. Finding private locations to have meaningful discussions with nurses, physicians, or other

health care practitioners can be problematic in most settings. Many times, pharmacists must raise issues with their colleagues about the medication therapy or the general treatment of patients. Such encounters should not be heard by others due to the sensitive nature of these discussions and the high levels of professional pride that most health care providers have. Thus, these conversations should take place in relatively private environments.

The first step in removing environmental barriers is discovering which of them exist in your practice setting. One approach might be to view things from the other person's perspective (see the "Potential Environmental Barriers" box for suggested observations). What images do others have when they enter your practice site? How easy is it for others to access you to have a meaningful dialogue? How many steps does it take you to reach a private area within your pharmacy? Is there a comfortable waiting area close to the counseling area? These and other points need to be considered when designing your community practice area (see Figures 4-1 and 4-2). Both drawings reveal pleasant, efficient, and effective pharmacy environments that facilitate pharmacist–patient interaction. Paying attention to the amount of privacy can help create an atmosphere that causes both parties to communicate more effectively.



**FIGURE 4-1.** A pharmacy designer has created a plan for an effective patient counseling area. (Drawing courtesy of Landon Lovelace Associates, Roanoke, VA.)



**FIGURE 4-2.** An environment that facilitates pharmacist–patient interaction. (Drawing courtesy of Macmillan Health care Information.)



### Potential Environmental Barriers

The next time you enter a community pharmacy, check for the following:

- Is the pharmacist visible?
- Is it easy to get the pharmacist's attention?
- Does it appear that the pharmacist wants to talk to patients?
- Is the prescription area conducive to private conversation?
- Do you have to speak to the pharmacist through a third party?
- Is there a lot of background noise or are there other distractions?

Within institutional practice, it may be helpful to observe where most interactions with physicians and nurses occur and what potential barriers may exist. For example, when nursing personnel visit in-patient pharmacies, typically they must interact with pharmacy personnel via a French-type door or a glass window. Unfortunately, the conversations of both parties can be heard by anyone working in the pharmacy or standing in the hallway. This is not the best setting for meaningful discussions about patient care issues or arguments about the delivery of medications to the nursing unit. In busy patient care areas within institutions, you need to find ways to discuss patient-specific issues with your colleagues out of hearing range of family members, patients, and other individuals who happen to be in the area. While discussing therapy at patients' bedsides, you will need to be sensitive to patient needs as well. Most institutions, especially teaching institutions, have developed protocols and standards for how to engage in bedside conversation, recognizing the need to discuss clinical information and yet afford common courtesy toward the patient.



What are the positive aspects of this situation as the pharmacist talks with the patient in an ambulatory care clinic.

---

## Personal Barriers

---

Many personal characteristics can lead to distractions in communication (see the “Potential Pharmacist-Related Personal Barriers” box). Lack of confidence in your personal ability to communicate effectively may influence how you communicate.

If you believe that you do not have the ability to communicate well or are rather shy, you may avoid talking with others. Many people feel that an effective communication style is something you are born with and may use shyness as an excuse to avoid interacting with others. Unfortunately, people do not realize that communication skills can be learned and developed. However, like other skills, they require practice and reinforcement. Positive reinforcement is critical since many times you may experience negative reinforcement in your attempts to communicate. For example, what might happen if you get into a heated argument with a patient who appears to be unreasonable and rude? Would you be excited to talk to the next patient? Probably not. What might happen if you felt you were taken advantage of by a colleague when you agreed to do something that you really didn't want to do? Would you feel like avoiding this individual in the future? Probably. These negative experiences may influence your personal desire to communicate and your self-esteem regarding interactions with others. As with most situations, future performance is based on past experiences—if you have had good experiences in the past, you will be more confident when facing future encounters. You must remember that there are no expert communicators: no one communicates perfectly 100% of the time. There will always be situations where communication could have gone better; you should not be discouraged when it does not go as well as planned. However, you must still strive to improve your communication skills by constant practice and reflection on your strengths and weaknesses.



### Potential Pharmacist-Related Personal Barriers

- Low self-confidence
- Shyness
- Dysfunctional internal monologue
- Lack of objectivity
- Cultural differences
- Discomfort in sensitive situations
- Negative perceptions about the value of patient interaction

### PHARMACIST-RELATED PERSONAL BARRIERS

A personal barrier for some pharmacists involves the degree of personal shyness. Individuals with high levels of shyness tend to avoid interpersonal communication in most situations, including interactions with patients, physicians, or other health care providers. These individuals have a high level of anxiety associated with communication with others. Many people feel that personal shyness is culturally based or may be linked to the inability to speak a second language. However, as noted by professionals working in this area, it goes beyond cultural issues and affects many native-born individuals as well. Overcoming this barrier requires time and effort and, many times, professional assistance. Resolving

personal shyness is a more complex process than overcoming other types of communication barriers. Techniques, such as systematic desensitization or cognitive modification, have been successful in resolving personal shyness for some persons (Baldwin et al, 1982). Since these strategies are far too complex to warrant further discussion in this text, we refer you to the counseling psychology literature for a broader discussion of possible strategies.

Another personal barrier to communication is the internal conversation you may have within yourself while talking with others. For example, while you are listening to someone, you may be thinking to yourself about how you want to deal with this situation. You might be thinking, “What in the world is she talking about?”, “How can I get rid of this person?”, or “I’m too busy to deal with her right now.” This internal conversation may limit your ability to listen effectively as you focus on your own thoughts rather than on what the other person is saying. Often these internal conversations result in prejudging others or coming to a hasty conclusion about the perceived problem and suggested solutions. Internal messages are essential, because they allow you to sort things out while you are communicating. However, they become distracting if allowed to take precedence over what the person is actually communicating. It is difficult to recognize when you are more preoccupied with your own thoughts than with listening to the other person. It is essential to become aware of this habit because it can inhibit your ability to listen and can make you appear to be disinterested and rude.

Another potential personal barrier involves emotional objectivity. While taking care of patients, you may be tempted to take on the emotional problems of patients. Many patients whom you will serve have multiple, complex problems, and you may be enticed to help them resolve emotional as well as physical issues. Although physical and emotional issues are many times related to each other, you should separate your role in treating both. It is appropriate for you to assist with physical issues, but not patient emotional needs. You should remain empathetic towards your patients, but not get so involved that you carry their emotional burdens as well. It is probably more appropriate to refer patients to professionals who can assist them with these issues.

Culturally based factors may also serve as personal barriers to effective communication. For example, in some cultures it is not proper to engage in eye contact during communication. Such behavior would be labeled as disrespectful; while in other cultures, direct eye contact is appropriate and is almost required. Other barriers related to culture include:

- Definitions of illness (some patients may not perceive themselves to be ill),
- Perceptions of what to do when ill (some cultures stress self-reliance rather than seeking help),
- Health-related habits or customs (eating habits),
- Health-seeking behavior (some cultures place more reliance on folk medicine), or
- Perceptions of health care providers (based on possible distrust of the health care system or past negative experiences).

It is important to recognize that these and other cultural barriers may exist in the patients whom you serve.

Other personal barriers exist in situations where you may not be completely sure how to respond. For example, you may not know exactly what to say when a cancer patient expresses a fear of dying. Or, you may feel awkward when you need to talk to your superior about a sticky personnel problem at work. These personal fears or anxieties may put tremendous pressure on you to “say the right thing” and cause you to avoid interacting with others. Experience has shown that many times people tend to blow these types of situations out of proportion, making issues larger and more difficult than they really are, and once they overcome their anxiety and eventually interact with others, the situations often turn out better than expected.

Another personal barrier involves the pharmacist’s personal perception of the value of patient communication. Many pharmacists believe that talking with patients is not a high-priority activity. They may perceive that patients neither expect nor want to talk with them. Thus, they are reluctant to approach patients. If they do not value patient interaction, then they will not be eager to participate in patient counseling activities. Unlike environmental barriers, removal of these barriers involves personal introspection and analysis of one’s motivation and desire to communicate.

### PATIENT-RELATED PERSONAL BARRIERS

Several personal barriers relate to patients. For example, patient perceptions of pharmacists are critical in establishing communication rapport. If patients perceive you as not being knowledgeable or trustworthy, they will tend not to ask questions or listen to the advice being offered. Also, if they perceive that you do not want to talk with them, they will not approach you. On the other hand, if patients perceive you as being knowledgeable and have had positive experiences in the past talking with pharmacists, they will tend to seek out information. Therefore, you may need to alter negative patient perceptions by informing patients that you sincerely want to communicate with them, and by actually counseling them effectively.

Another patient perception that hinders communication is their belief that the health care system is impersonal. Some patients sense that health care providers are not concerned about them as individuals but rather as cases or disease states. They may have been treated poorly in the past and may perceive you to be part of this impersonal system. Thus, you should assess the nature of your practice setting and the manner in which you and your staff treat patients to make sure that you are not contributing to this impersonal atmosphere. If patients have positive feelings toward your environment, they will be more willing to talk with you and your staff.

Patient perceptions of their medical conditions may also inhibit communication. Some may believe that their condition is a relatively minor one requiring no further discussion with you. Thus, they may not seek out information from you, or they may rebuff your attempts to counsel them. In contrast, some patients may be overly anxious about their condition and therefore will avoid talking about it because they feel so vulnerable. Some patients may feel that their physicians would have told them everything about their condition and their medication. Therefore, there is no need to talk with you. In addition, many patients think that

all the important information is stated on the prescription label. You may need to convince some patients that they need to learn more about their medications and that the few moments spent with you will be valuable to them later on.

## Administrative Barriers

---

Several factors dealing with the administrative aspects of pharmacy practice serve as barriers to communication. For example, most community practitioners are not paid directly for educating or communicating with patients. Counseling services are not included as part of pharmacies' business plans. Therefore, many pharmacy managers perceive the task of talking with patients as an expensive service and not a high priority. However, studies have shown that many consumers are willing to pay for such services (Smith, 1983; Suh, 2000). In addition, numerous initiatives have begun to document the costs and benefits of patient counseling in an effort to have pharmacists reimbursed by governmental programs and third-party insurance companies for this valuable service. Community pharmacists are being encouraged by professional organizations to seek reimbursement for the patient care services they provide (Constantine and Scott, 1995; Krinsky, 1999a, 1999b).

Unfortunately, pharmacies often make policies that discourage pharmacist–patient interaction. Evidence of these policies is reflected in how certain community practice settings are organized and how they function. Policies related to the design of practice settings may deter counseling. For example, in some settings, high prescription counters, glass partitions, or even bars separate patients from the pharmacist and thus discourage patient–pharmacist interaction. The mechanics of dispensing prescriptions may distract from the communication process. It is difficult to type a label, count medications, talk on the phone, and complete other necessary dispensing tasks while trying to communicate with the patient. Another subtle barrier is the pharmacist's desire to answer every phone call, which may give the impression to the patient that the pharmacist does not want to talk to him or her. Case Study 4.1 illustrates how distractions could cause potentially harmful situations.

### CASE STUDY 4.1

---

A pediatrician phoned two different antibiotic prescriptions into a pharmacy—one for Brian Bentley and one for Brandon Bentley. Unfortunately, the pharmacy assistant did not recognize that two different names were given and did not realize that they were twins. She subsequently typed both prescriptions for Brian (Brandon sounded like Brian to her). The father picked up both prescriptions and gave them both to Brian. Unfortunately, the mother was attending a PTA meeting that night and did not discover the error until the next day. She called the pharmacy and clarified the issue. Fortunately, Brian was not injured by taking a few doses of both antibiotics.

---

Staffing policies may also inhibit patient counseling. Many pharmacies have reduced the number of staff members who can assist pharmacists. Sufficient staff support should provide more time for the pharmacist to offer enhanced patient care, including patient counseling. In addition, work flow issues need to be monitored. Often, when patients need to talk with the pharmacist, they must first mention it to the assistant, who then relays the message to the pharmacist. In some situations, the pharmacist then responds to the assistant (rather than directly to the patient), who then passes the answer on to the patient. Obviously, this is not the best method of communication, because both the question and answer can be misinterpreted by any of the three parties. Mechanisms that allow patients to have ready access to the pharmacist need to exist. Support staff needs to be aware of situations where patients need to talk with the pharmacist. Training of staff is a crucial component to enhancing patient care. Case study 4.1 describes an actual pharmacy practice experience resulting from a breakdown in administrative policies resulting in the assistant and the pharmacist not double checking the name of the intended patient or checking the identity of the patient when the prescription was picked up.

## Time Barriers

---

Choosing an inappropriate time to initiate conversation may lead to communication failure. The timing of the interaction is critical, since both parties must be ready to communicate at a given time. For example, a woman who just came from a physician's office after waiting for three hours with two sick children may not be interested in talking with you or anyone else. The most important thing on her mind is to go home, get her kids to bed, and then relax. She is probably not in the best frame of mind to sit down and have a meaningful conversation about her children's medications. By the same token, you may not be in the best frame of mind to interact with this mother. You may be dealing with multiple issues: a physician is waiting on the phone, a large number of prescriptions need to be filled in the next hour, and you need to go to the rest room. You may feel that this is not a convenient time to talk to the mother. A possible solution might be to give her basic information to get the therapy started and then contact her at a later time via phone or e-mail when both of you may be more relaxed and ready to communicate. Another strategy is to have written information that can reinforce a short message during busy situations. Many pharmacists make efficient use of time during these brief counseling encounters by "highlighting" pertinent information within the written information to emphasize key points before the patient leaves the pharmacy.

Timing within institutional practice is also critical, since health care providers are performing multiple tasks in very active environments. It may be difficult to get people's attention and to choose the right time to interact with each other. Many times there is a sense of urgency, since there is no assurance that you will see the physician, nurse, or other health care provider later in the day due to their busy schedules, so you need to find the best way to tactfully approach them.

As will be discussed in Chapter 6, you must be assertive about your need to communicate with others, but at the same time be aware of their needs as well. In any situation, you should assess nonverbal messages from health care providers or patients for assurances that communication is well timed (do they appear to be listening to you? are they comprehending what you are saying?). At the same time, you must be aware of situations where people are trying to talk with you, but you are not listening appropriately.

## Summary

Interpersonal communication, because of its complexity and human involvement, is a fragile process. Messages become helpful to others only when they are accurately received and understood. If messages are distorted or are incorrect, they actually may be harmful to patient care and interpersonal relationships. Failure to communicate may lead to negative patient outcomes. Barriers, such as the ones discussed in this chapter, may lead to distortion of messages and misunderstandings between you and others. It is important to recognize the potential barriers involving the environment, personal issues, administrative policies, and timing and then to develop strategies to minimize or remove them. Additional barriers will be discussed in the remaining chapters as they relate to more specific aspects of the communication process.

## REVIEW QUESTIONS

1. What is the first step in removing environmental and personal barriers to communication?
2. What are at least three patient barriers that inhibit communication?
3. How can the current nature of pharmacy practice inhibit good communication?

## REFERENCES

- Baldwin HJ, Richmond VP, McCroskey JC, Berger BA. Quiet pharmacist. *American Pharmacy* NS22: 24–27, 1982.
- Beardsley RS, Johnson CA, Wise G. Privacy as a factor in patient compliance. *Journal of the American Pharmacists Association* NS17: 366–368, 1977.
- Constantine LM, Scott S. Winning payment for cognitive services: What works. *American Pharmacy* NS35: 14–19, 1995.
- Krinsky D. Reimbursement for pharmacist care services. Part 1. *America's Pharmacist* 121: 47–51, 1999a.
- Krinsky D. Reimbursement for pharmacist care services. Part 2. *America's Pharmacist* 121: 47–51, 1999b.
- Smith D. Willingness of consumers to pay for pharmacists' clinical services. *American Pharmacy* NS23: 58–64, 1983.
- Suh DC. Consumers' willingness to pay for pharmacy services that reduce risk of medication related problems. *Journal of the American Pharmacists Association* 40: 818–827; 876–878, 2000.



# Listening and Empathic Responding

Listening Well  
Empathic Responding  
Attitudes Underlying Empathy  
Nonverbal Aspects of Empathy  
Problems in Establishing Helping Relationships

## Overview

---

Listening to patients—trying to understand their thoughts and feelings—is crucial to effective communication. However, empathic communication requires more than understanding. The understanding you have must be conveyed back to patients so they know you understand. In addition, you must genuinely care about patients and not be afraid to communicate your concern to them. Finally, patient feelings must be accepted without judgment as to being “right” or “wrong.” This chapter examines various skills involved in listening and empathic communication. The attitudes essential to empathic communication and the effects of such communication on pharmacist–patient relationships are also explored.

## Listening Well

---

When we think about skills of “effective communication,” we probably think first of the skills involved in speaking clearly and forcefully, in having an effect on others based on what we say. However, an equally critical part of the communication process, and perhaps the most difficult to learn, is the ability to be a good listener. You have probably experienced a sense of satisfaction and gratitude when you have felt that another person really listened to what you had to say and, to a large extent, understood your meaning. In the relationship between a health professional and patient, the patient’s feeling of being understood is therapeutic in and of itself. It helps to ameliorate the sense of isolation and helplessness that accompanies a patient’s experience of illness and his or her frustration in negotiating the health care system. Your ability as a pharmacist to provide your patients with the sense that they are understood is a crucial part of your effectiveness in communicating with them.

Chapter 2 described the components of the interpersonal communication model and explained the importance of the feedback loop to effective communication. As the receiver of messages, your ability to listen well influences the accuracy with which you are able to decode messages in a way that is congruent with patients' intended messages. In addition, your ability to convey your understanding back to patients will affect the degree to which they feel understood and cared for. If you fail to understand the patient, this can be uncovered and clarified in the feedback process. If your attempt to listen and understand is genuine, even "missing the mark" will not be damaging if the overall message being conveyed is one of caring and acceptance.

In addition to the communication barriers discussed in previous chapters, some communication habits can interfere with your ability to listen well. Trying to do two things at once makes it evident that patients do not have your full attention. Planning ahead to what you will say next interferes with actively trying to understand the meaning of patients' communication. Jumping to conclusions before patients have completed their messages can lead to only hearing parts of messages—often pieces that fit into preconceived ideas you have. Focusing only on content, judging the person or the message as it is being conveyed, faking interest, communicating in stereotyped ways—all cause us to miss much of the meaning in the messages people send us.



How can the pharmacist improve his attending behaviors?

---

Listening well involves understanding both the content of the information being provided and the feelings being conveyed. Skills that are useful in effective listening include: 1) summarizing, 2) paraphrasing, and 3) empathic responding. Empathic responding, as described below, includes “reflection of feeling” statements that verbally convey your understanding of the essence or emotional meaning of another person’s communication. In addition, nonverbal communication that shows caring and attention to the patient is a crucial component of effective listening.

## SUMMARIZING

When a patient is providing information, such as during a medication history interview, it is necessary for you to try to summarize the critical pieces of information. Summarizing allows you to be sure you understood accurately all that the patient conveyed and allows the patient to add new information that may have been forgotten. Frequent summary statements serve to identify misunderstandings that may exist, especially when there are barriers in communication, such as language barriers.

## PARAPHRASING

When using this technique, you attempt to convey back to the patient the essence of what he or she has just said. Paraphrasing condenses aspects of content as well as some superficial recognition of the patient’s attitudes or feelings.

The following are examples of paraphrasing:

**Patient #1:** I don’t know about my doctor. One time I go to him and he’s as nice as he can be. The next time he’s so rude I swear I won’t go back again.

**Pharmacist #1:** He seems to be very inconsistent.

**Patient #2:** I’m glad I moved into the retirement village. Every day there is something new to do. There are always lots of things going on—I’m never bored.

**Pharmacist #2:** So there are a lot of activities to choose from.

## Empathic Responding

---

### EMPATHY DEFINED

Many of the messages patients send to you involve the way they feel about their illnesses or life situations. If you are able to communicate back to a patient that you understand these feelings, then a caring, trusting relationship can be established. Communicating that you understand another person’s feelings is a powerful way of establishing rapport and is a necessary ingredient in any helping relationship.

## THEORETICAL FOUNDATIONS

The importance of empathy in helping relationships has been elucidated most eloquently by psychologist Carl Rogers. Rogers developed person-centered psychotherapy, which is part of a humanistic tradition in psychology. Central is the belief that, if individuals are able to express themselves honestly in an accepting, caring atmosphere, they will naturally make healthy, self-actualizing decisions for themselves. In such an environment, people are able to reach solutions to their emotional problems that are right for them. Thus, pharmacists can be helpful by providing a “listening ear” to help patients clarify feelings. The ability to listen effectively to the emotional meaning in a patient message is the essence of empathy. Rogers (1980) defined empathy as the “sensitive ability and willingness to understand the client’s thoughts, feelings, and struggles from the client’s point of view . . . It means entering the private conceptual world of the other.” Empathy conveys understanding in a caring, accepting, nonjudgmental way. Rogers has noted the lack of empathy in most of our communications:

I suspect that each of us has discovered that this kind of understanding [empathy] is extremely rare. We neither receive it nor offer it with any great frequency. Instead, we offer another type of understanding which is very different, such as ‘I understand what is wrong with you’ or ‘I understand what makes you act that way.’ These are the types of understanding which we usually offer and receive—an evaluative understanding from the outside. But when someone understands how it feels and seems to me, without wanting to analyze me or judge me, then I can blossom and grow in that climate.” (Rogers, 1967)

The main difference between an empathic response and a paraphrase is that empathy serves primarily as a reflection of the patient’s feelings rather than focusing on the content of the communication. The following examples, adapted from the section on paraphrasing, should illustrate the difference.

**Patient #3:** I don’t know about my doctor. One time I go to him and he’s as nice as he can be. The next time he’s so rude I swear I won’t go back again.

**Pharmacist #3:**

Paraphrase: He seems to be very inconsistent.

Empathic Response: You must feel uncomfortable going to see him if you never know what to expect.

**Patient #4:** I’m so glad I moved into the retirement village. Every day there is something new to do. There are always lots of things going on—I’m never bored.

**Pharmacist #4:**

Paraphrase: So there are a lot of activities to choose from.

Empathic Response: You seem to love living there.

In addition to using empathic responses, two other attitudes or messages must be conveyed to the patient if trust is to be established. First, you must be genuine,

or sincere, in the relationship. If the patient perceives you as phony, your “caring” a well-practiced facade, then trust will not be established. Being genuine may mean, at times, setting limits in the relationship. For instance, it may be necessary to tell a patient that you do not have time right now to discuss an issue in detail, but will telephone or set an appointment when you are not so busy. The fact that you were direct and honest about your limits will probably do less to harm the relationship than if you had said, “I’m listening,” while nonverbally conveying hurry or impatience. The incongruence or discrepancy between what we say and how we act sets up barriers that are difficult to overcome.

Another essential condition is respect for and acceptance of the patient as an autonomous, worthwhile person. If you convey an ongoing positive feeling for patients, they may be more open with you since they do not fear that they are being judged. They will more likely tell you that they are having trouble taking their medications as prescribed or that they do not understand regimen directions if they know that you will not think them stupid or incompetent. One of the biggest blocks to effective communication is our tendency to judge each other. If we think that another will judge us negatively, we feel less willing to reveal ourselves. Acceptance and warmth, if genuine, allow patients to feel free to be more open in their communication with you.

Although Carl Rogers died in 1987, studies on what he described as the “core conditions” for a helping relationship have continued and have, in fact, increased in number since his death (Kirschenbaum and Jourdan, 2005). A meta-analysis (Greenberg et al, 2001) found a statistically and clinically significant relationship between empathy and positive therapeutic outcomes. The factor most related to positive outcome was the patient’s perception of being understood. Recent conceptualizations of therapeutic relationships have described the “therapeutic alliance” between provider and patient, which includes the core condition of empathy (Orlinsky et al, 1994; Martin et al, 2000; Feller and Cattone, 2003). In addition, recent theories of how providers can facilitate health behavior change, including the Motivational Interviewing approach discussed in Chapter 8, describe empathy as a crucial element in the provider–patient relationship (Miller and Rollnick, 2002).

## EMPATHY AND EFFECTIVE COMMUNICATION

Empathy has many positive effects. It helps patients come to trust you as someone who cares about their welfare. It helps patients understand their own feelings more clearly. Often their concerns are only vaguely perceived until they begin to talk with someone. In addition, an empathic response facilitates the patient’s own problem-solving ability. If they are allowed to express their feelings in a safe atmosphere, patients may begin to feel more in control by understanding their feelings better. Patients may also feel freer to explore possible solutions or different ways of coping with their own problems.

As an example, put yourself in the role of a community pharmacist. Your patient, Mr. Raymond, talks about his physician: “I’ve been to Dr. Johnson several times because I heard he was a good doctor. But he just doesn’t seem to care.

I have to wait endlessly in the waiting room even with an appointment. Then when I do get to see him, he rushes in and out so fast I don't have a chance to talk to him. Oh, he's pleasant enough. I just get the feeling he doesn't have time to talk to me."

Which of the following comes closest to being the type of response you would find yourself making to Mr. Raymond? Place a "1" next to a statement that you would definitely use, place a "2" next to a statement that you might use, and place a "3" next to a statement that you would never use.

- \_\_\_\_\_ a. "You have to understand that Dr. Johnson is a very busy man. He probably doesn't mean to be abrupt."
- \_\_\_\_\_ b. "Dr. Johnson is a very good physician. I am sure he gives patients the best care possible."
- \_\_\_\_\_ c. "I don't blame you for being upset. You shouldn't have to wait that long when you have an appointment."
- \_\_\_\_\_ d. "Tell him how you feel about the way he treats patients. Otherwise, find a different physician."
- \_\_\_\_\_ e. "I'm sure you just happened to see him when he was having a bad day. I bet if you keep going to him, things will improve."
- \_\_\_\_\_ f. "I know how you feel. I hate to wait in doctor's offices, too."
- \_\_\_\_\_ g. "No one feels that they have enough time to talk with their doctors."
- \_\_\_\_\_ h. "How long do you usually have to wait before you get in to see him?"
- \_\_\_\_\_ i. "Let me talk with you about the new prescription you're getting."
- \_\_\_\_\_ j. "You seem to feel there's something missing in your relationship with Dr. Johnson—that there isn't the caring you would like."

Now that you have indicated which statements you are likely to give, it is important to analyze how Mr. Raymond may perceive each statement. Many times, we attempt to say something that we feel is valuable to patients, but our statements are perceived very differently by the patient. This is due, in part, to possible hidden messages that we convey. Consider the possible hidden messages that you may have conveyed to Mr. Raymond with each of the above responses.

### JUDGING RESPONSE

While conveying understanding seems so obviously a part of good communication, a number of less helpful responses are frequently used in communication with others. Often, for example, we tend to judge or evaluate another's feelings. We tell patients in various ways that they "shouldn't" feel discouraged or frustrated, that they "shouldn't" worry, that they "shouldn't" question their treatment by other health professionals. Any message from you that indicates you think patients "wrong" or "bad" or that they "shouldn't" feel the way they do will indicate that it is not safe to confide in you. In the example above, responses [a] "You have to understand that Dr. Johnson is a very busy man. He probably doesn't mean to be abrupt." and [b] "Dr. Johnson is a very good physician. I'm sure he gives patients the best care possible." indicated that you thought Mr. Raymond was "wrong" or that he misperceived the situation. In either case, the judgment

was conveyed that he “shouldn’t” feel as he does. Even response [c] “I don’t blame you for being upset. You shouldn’t have to wait that long when you have an appointment.” is an evaluative judgment that Mr. Raymond’s feelings are “right” or “justified” and also implies that it is appropriate for you to judge his feelings as “right” or “wrong.”

### ADVISING RESPONSE

We also tend to give advice. We get so caught up in our role as “expert” or “professional” that we lose sight of the limits of our expertise. Obviously, we must, as pharmacists, give patients advice on their medication regimens. That is part of our professional responsibility. However, the advising role may not be appropriate in helping a patient deal with emotional or personal problems. The best source of problem solution resides within the patient. It is presumptuous of us to feel we can offer a quick “solution” to another’s personal concern. In addition, it conveys to patients that we do not perceive them as competent to arrive at their own decisions. Even when the advice is reasonable, it is not a decision that patients have arrived at themselves. Relying on others for advice may keep patients “dependent,” seeing others as the source of problem solving. In the example with Mr. Raymond, your advice in response [d] “Tell him how you feel about the way he treats patients. Otherwise, find a different physician.” gives a quick (and rather presumptuous) “solution” to what is a complex problem in the eyes of Mr. Raymond.

There are times when patients do want advice and are looking for help with their problems. Assisting them in identifying sources of help they can call on may be an appropriate way to help patients. Suggesting alternatives for consideration may also be helpful. In this type of response, you are serving as a sounding board for decisions the patient makes rather than providing your own solutions.

There are times, of course, when patients are not capable of coping with their own feelings or problems. A typical example is the patient who is severely depressed. Being able to recognize the signs of depression and referring patients to sources of help, such as the family physician or a local mental health service, are professional functions you must be prepared to perform. However, most people who are ill have transient feelings of depression and worry that are a normal reaction to the illness. They need to be provided with concerned, empathic care.

### PLACATING OR FALSELY REASSURING RESPONSE

A third mode of response to a patient’s feelings is a placating or falsely reassuring response. Telling a patient who is facing surgery “Don’t worry, I’m sure your surgery will turn out just fine” may seem to be helpful, but is really conveying in a subtle way that the person “shouldn’t” feel upset. We often use this kind of response to try to get a patient to stop feeling upset or to try to change a patient’s feelings, rather than accepting the feelings as they exist. This type of response may be used even when the patient is facing a situation of real threat, such as a terminal illness. We may feel helpless in such a situation and use false reassurance to protect ourselves from the emotional involvement of listening and trying

to understand the patient's feelings. Response [e] "I'm sure you just happened to see him when he was having a bad day. I bet if you keep going to him, things will improve." is a falsely reassuring response that predicts a positive outcome you have no way of knowing will occur.

### GENERALIZING RESPONSE

Another way in which we try to reassure patients is by telling them "I've been through the same thing and I've survived." While it is comforting to know that others have had similar experiences, this response may take the focus away from the patient experience and onto your own experience before patients have had a chance to talk over their own immediate concerns. It also can lead you to stop listening because you jump to the conclusion that, since you have had an experience similar to the patient's, the patient is feeling the same way you felt. This may not, of course, be true. Response [f] "I know how you feel. I hate to wait in doctor's offices, too." would fit in this category. Response [g] "No one feels that they have enough time to talk with their doctors." also indicates that Mr. Raymond's feelings are not unique or special in any way. The "everyone feels that way" response, again, is meant to make Mr. Raymond feel better about his problem but instead makes him feel that you do not consider his concerns to be very unique or important.

### QUIZZING OR PROBING RESPONSE

Another type of response to feelings is a quizzing or probing response. We feel comfortable asking patients questions—we have learned to do this in medication history taking and in consultations with patients on over-the-counter drugs. However, asking questions when the patient has expressed a feeling can take the focus away from the feeling and onto the "content" of the message. It also leads to the expectation that, if enough information is gathered, a solution will be forthcoming. Many human problems or emotional concerns are not so easily "solved." Often patients simply want to be able to express their feelings and know that we understand. Meeting those needs for a "listening ear" is an important part of the helping process. Asking Mr. Raymond how long he has to wait for an appointment (response [h]) does not convey an understanding of the essence of his concern, which was his perception of a lack of caring from his physician.

### DISTRACTING RESPONSE

Many times we get out of situations we don't know how to respond to by simply changing the subject. With response [i] "Let me talk with you about the new prescription you're getting." Mr. Raymond gets no indication from you that his concerns have even been heard, let alone understood.

### UNDERSTANDING RESPONSE

Contrast each of the other responses to Mr. Raymond with response [j] "You seem to feel there's something missing in your relationship with Dr. Johnson—that there isn't the caring you would like." Only in this response is there any

indication that you truly understand the basis of Mr. Raymond's concern. By using such a response, you convey understanding without judging Mr. Raymond as right or wrong, reasonable or unreasonable.

The above discussion reviewed different responses that you may make to feeling statements. The following dialogue is an example of a patient–pharmacist communication that may invite quite different reactions from the patient. The situation involves Mrs. Raymond, who engages the pharmacist, Jeff Brown, in conversation when she picks up a prescription for her husband, George. The patient–pharmacist conversation is in the left column, and an analysis of the conversation is in the right column.

### CASE STUDY 5.1

#### INITIAL APPROACH

##### Conversation

**Mrs. Raymond:** (*deep sigh*) George has been sick for so long, sometimes I wonder if he's ever going to get well. I don't know if I can keep my spirits up much longer.

**Jeff:** Now, of course George is going to get well and you can keep your spirits up. You've been so strong about it.

**Mrs. Raymond:** But it's been so long. It seems that Dr. Johnson should be getting George well pretty soon.

**Jeff:** Now, you know Dr. Johnson is a good doctor and you shouldn't be questioning his care of your husband. It's important to trust your physician.

**Mrs. Raymond:** Well, he's certainly not getting anywhere with George!

**Jeff:** How long has it been now that George has been sick?

##### Analysis

Placating response. Mrs. Raymond's reaction to this might be "How can he be so sure George will get well? And he thinks I've been so strong: He has no idea how terrified I've been most of the time."

Mrs. Raymond seems to be protesting Jeff's glib response that she has nothing to worry about.

Judging response. Mrs. Raymond's response to this might be "Of course, he'd stick up for the physician. And it isn't really that I question his treatment of George. I'm just discouraged and no one understands that."

Quizzing or probing response. Having this bit of information at this point is probably not as important as focusing on Mrs. Raymond's feelings.

**Conversation**

**Mrs. Raymond:** Thirteen months.

**Jeff:** Sometimes these things take time. Maybe you just need to get away more. I think it would do you good to have someone come in and stay with George, say one day a week, so you can get out more.

**Mrs. Raymond:** I don't want to get out more. I want George to get well.

**Jeff:** He will, believe me. He is getting the best care possible.

Contrast the above exchange with the following between Mrs. Raymond and Bill Reynolds, another pharmacist.

**SECOND APPROACH****Conversation**

**Mrs. Raymond:** (*deep sigh*) George has been so sick for so long, sometimes I wonder if he's ever going to get well. I don't know if I can keep my spirits up much longer.

**Bill:** It must be heartbreaking to see George so ill.

**Mrs. Raymond:** It is. I sometimes feel that it's hopeless.

**Bill:** You seem discouraged.

**Mrs. Raymond:** (*Head nod and nonverbal struggle to control tears*)

**Bill:** (*after long pause*) Is there something I can do to help?

**Analysis**

Advising response. While this advice may be reasonable, the fact that Jeff offered this as a quick solution may outrage Mrs. Raymond. It's as if he can presume to tell her how to cope with the situation when she *has* been coping with it for thirteen months. If anything, she could probably teach him a thing or two about coping.

**Analysis**

Understanding response. Bill shows that he recognizes the stress that Mrs. Raymond has been under.

Mrs. Raymond confirms that Bill is accurate in his understanding and goes on to reveal a little more about her feelings.

Often the response to an accurate understanding will not be further exploration of feelings. The fact that someone has listened and understood may be all she needs at the time. Bill lets her decide how much she wishes to reveal by leaving the door open without forcing disclosure through probing.

**Conversation**

**Mrs. Raymond:** Sometimes it helps just to be able to talk to people. Dr. Johnson always tells me not to worry. How can I help but worry?

**Bill:** It sounds as if people try to cheer you up instead of understanding how painful it is for you.

**Mrs. Raymond:** I don't blame Dr. Johnson. I know he's a good doctor. But sometimes I get frustrated by how long it's taking.

**Analysis**

---

A patient who feels discouraged or angry often needs simply to know that others understand. Mrs. Raymond is not “blaming” Bill or the physician but is lashing out because of her own frustrations and feelings of helplessness. Rather than placating her (“He’s getting the best care possible”) or judging her feelings (“You shouldn’t be questioning his [physician’s] care of your husband”) the pharmacist can be helpful instead by showing concern and understanding.

We try in various ways to get patients to stop or change their feelings. We may feel uncomfortable in dealing with expressions of emotion, so, to protect ourselves, we cut off patients’ communication of feelings. We may try to distract them by changing the subject; we may try to show them that things are not as bad as they seem; or we may direct the communication to subjects we feel comfortable with, such as medication regimens. These responses tend to convey to patients that we are not listening and, perhaps, that we do not want to listen. Yet it is a gratifying experience for a patient to feel that someone has listened and, to a large extent, understood feelings expressed. As a pharmacist, monitoring how well you are listening to patients is as important as carefully choosing the words you use in educating them about their medications.

**Attitudes Underlying Empathy**

---

Underlying empathic responding is an empathic attitude toward others. This attitude means that you want to listen and try to understand a person’s feelings and point of view. It means you are able to accept feelings as they exist without trying to change them, stop them, or judge them. You are not afraid of a patient’s emotions and are able to just *be* with the person and not necessarily *do* anything except listen. An empathic person is able to trust that people can cope with their own feelings and problems. If this attitude is held, you will not be afraid to allow patients to express their feelings and arrive at their own decisions. An empathic person also believes that listening to someone is helpful in and of itself. In fact, it is often the only means of help you have to offer. Health professionals feel frustrated and helpless if they cannot prescribe a medication and “cure” a patient’s

problems. Yet the emotional concerns patients bring to you along with their physical problems cannot be “cured” or “treated” in that way. This does not mean that you have no help to provide; it does mean that you must define “helping” in a new way.

In addition, with empathic communication, it is not sufficient to feel that you understand another person—empathy requires that you effectively convey to the person that you do, in fact, understand. How can this be done? One approach is to briefly summarize or capsule what you understand the person’s feelings to be. In the conversation between the second pharmacist (Bill) and Mrs. Raymond, Bill said “You seem discouraged,” which captured the essence of what Mrs. Raymond had been communicating and served to convey to her that Bill had heard and understood her concerns.

The ability to capsule the essence of a patient’s feelings and convey this understanding back to the patient involves what is called “reflection of feeling.” Reflection of feeling has been defined as restating in your own words the essential attitudes and feelings expressed by the patient. Reflection of feeling is not simply a repetition of what the patient has said; instead it conveys your attempt to grasp the meaning of the patient’s communication. It further implies that you are checking to make sure that your understanding is accurate. In this sense, the reflection of feeling is not a bold, declarative statement but rather a tentative and provisional one. For example, Mrs. Raymond describes another problem to Judy Lang, the pharmacist:

My daughter seems to get sick a lot—headaches or nausea and vomiting. I’ve had her to the doctor but he says there’s nothing wrong. I’ve noticed that she seems to get sick whenever there’s a big exam she’s supposed to take or a speech she’s supposed to give at school. It isn’t that I think she’s faking, mind you. She really is sick—vomiting and everything.

If Judy were to respond “Your daughter seems to get sick a lot—usually right before a big exam at school,” she is simply repeating what Mrs. Raymond has told her. Mrs. Raymond might reasonably respond “That’s what I just told you, isn’t it?” However, if Judy were to go beyond the surface meaning of Mrs. Raymond’s statement and try to reflect her concern in fresh words, Judy’s response might be something like this: “It sounds like you’re afraid your daughter may be reacting to the stress she feels at school by becoming physically ill. Is that what you think is happening?”

Judy’s response captured Mrs. Raymond’s concern but was put into Judy’s own words and so was perceived by Mrs. Raymond as showing understanding. In this response, Judy did not jump to unreasonable or unsupported conclusions about what the problem was. Her response is a tentative “let’s see if I understand” kind of response. In addition, she avoided any threatening labels or interpretations such as “You seem to feel your daughter’s illnesses are psychosomatic.” Such a word would have been too “clinical” and frightening for Mrs. Raymond and would have hindered Judy’s attempt to show understanding.

If Judy had tried to convey her understanding by saying “I know how you feel” or “I understand your concern,” the response would not have been as effective as a reflection of feeling response in conveying empathy. “I understand” is a cliché that can be used as a standard response to any feeling statement and thus is not perceived

as a response unique to the person with whom you are talking. Because the response also does nothing to convey what your understanding is, it is much less personal and effective than actually trying to reflect the feeling the patient is expressing.

An empathic response implies neither agreement nor disagreement with the perceptions of the patient. If a patient says to you as manager of a pharmacy, “Your clerk was extremely rude to me. She acts as if she doesn’t care about your customers,” your first impulse may be to check up on the facts. While this is, of course, important and necessary, it does not convey understanding of the patient’s perceptions. The patient talking to you does not *feel* cared for, regardless of what the objective truth about the clerk’s behavior happens to be.

### EMPATHY CAN BE LEARNED

There is a widespread belief that empathic communication skills are not something one can learn. The belief is based on the notion that you either are an empathic person or you are not. As with any new behavior, learning to alter existing habits of responding *is* very difficult. Pharmacists who are not accustomed to conveying their understanding of the meaning of illness and treatment for their patients will at first feel awkward using empathic responses. As with any new skill, being an empathic listener must be practiced before it becomes a natural part of how we relate to others. However, empathic communication skills can be learned if individuals have value systems that place importance on establishing therapeutic relationships with patients. As health care providers, we must develop communication skills that allow us to effectively convey our understanding and caring to patients.

### EMPATHY AND TRUST IN HEALTH PROFESSIONAL–PATIENT RELATIONSHIPS

The trust patients have in their health care providers means that they have confidence that providers will act in their best interests. Mechanic and Meyer (2000) describe the vulnerability of patients and the risks they take in trusting people they hardly know (health professionals) in circumstances where misplaced trust can have devastating consequences. These investigators identified interpersonal (not technical) competence as the principal component mentioned by patients as key to trust in their providers. The traits identified most often were provider willingness to listen and the provider’s ability to display caring, concern, and compassion. In addition to helping establish trust in patient–provider relationships, provider recognition of, and problem-solving response to, patient emotional distress has been found to be related to actual reduction in patient emotional distress (Roter et al, 1995).

### Nonverbal Aspects of Empathy

---

In conveying your willingness to listen, your nonverbal behavior is at least as important as what you say. As discussed earlier, you can do a number of things nonverbally to convey your interest and concern. Establishing eye contact while talking to patients, leaning toward them with no physical barriers between you,

and having a relaxed posture all help to put the patient at ease and show your concern. Head nods and encouragements to talk are also part of empathic communication. A tone of voice that conveys that you are trying to understand the person's feelings also complements the verbal message. Establishing a sense of privacy by coming out from behind the counter and getting away from others who may be waiting help convey your respect for the patient. Conveying that you have time to listen—that you aren't hurried or distracted—makes your concern seem genuine.

Sensitivity to the nonverbal cues of patients is also a necessary part of effective communication. Asking yourself “How is this person feeling?” during the course of a conversation will lead to the discovery that feelings and attitudes are often conveyed most dramatically (sometimes exclusively) through nonverbal channels. A person's tone of voice, facial expression, and body posture all convey messages about feelings. To be empathic, you must “hear” these messages as well as the words patients use.

## Problems in Establishing Helping Relationships

---

There are countless sources of problems in interpersonal communication between pharmacists and patients. However, certain pharmacist attitudes and behaviors are particularly damaging in establishing helping relationships with patients. These include stereotyping, depersonalizing, and controlling behaviors. The following section describes these common deficiencies and offers suggestions for improvement in these key areas.

### STEREOTYPING

Communication problems may exist because of negative stereotypes held by health care practitioners that affect the quality of their communication. What image comes to mind when you think of an elderly patient? . . . a welfare patient? . . . an AIDS patient? . . . a chronic pain patient? . . . a noncompliant patient? . . . an illiterate patient? . . . a “hypochondriacal” patient? . . . a dying patient? . . . a “psychiatric” patient? Even the label “patient” may create artificial or false expectations of how an individual might behave. If you hold certain stereotypes of patients, you may fail to listen without judgment. In addition, information that confirms the stereotype may be perceived while information that fails to confirm it is *not* perceived. For example, if a pharmacist has a negative stereotype of people who use analgesics, especially opioids, on a chronic basis, he may view a patient who complains about lack of effective pain control as “drug seeking” rather than as someone who is not receiving appropriate and effective drug therapy.

What does the issue of stereotyping mean for pharmacists? First, before we can be effective in communicating with patients, we must come to know what stereotypes we hold and how these may affect the care we give our patients. We must then begin to see our patients as individuals with the vast array of individual differences that exist. Only then can we begin to relate to each patient as a person, unique and distinct from all others.

## DEPERSONALIZING

Unfortunately, there are a number of ways communication with a patient can become depersonalized. If an elderly person is accompanied by an adult child, for example, we may direct the communication to the child and talk about the patient rather than with the patient. We may also focus communication on “problems” and “cases.” Many aspects of disease management make communication narrow and impersonal. For example, discussing only the disease or the problems a patient might have managing treatment without commenting on the successes in treatment or even the everyday aspects of the patient’s life places the focus on narrow clinical rather than broader personal issues. A rigid communication format of a pharmacist monologue rather than pharmacist–patient dialogue can also make communication seem rote and defeat the underlying purpose of the encounter.

## CONTROLLING

Numerous studies have found that an individual’s sense of control is related to health and feelings of well-being (Rodin, 1968; Langer, 1983; Taylor et al, 2000). A review of literature (Taylor et al, 2000) concluded that beliefs such as perceived personal control and optimism actually protect both the mental and physical health of individuals. When health care providers do things that reduce the patient’s sense of control over decisions that are made regarding treatment, they may actually be reducing the effectiveness of the therapies they prescribe. Fostering a sense of control in patients is important in patient–practitioner relationships (see Schorr and Rodin, 1982, for a description of the theoretical foundation). Interventions to increase levels of patient participation and control in the provider–patient relationship have yielded positive results that include improved clinical and quality of life outcomes (Kaplan et al, 1989). Yet actual communication between health care providers and patients may decrease rather than enhance the perceived personal control of the patient (Schorr and Rodin, 1982). Illness often results in disturbing feelings of helplessness and dependence on health care providers. Added to this patient vulnerability is the unequal power in relationships between providers and patients and the tendency of providers to adopt an “authoritarian” style of communicating. Patients are “told” what they should do and what they should not do—decisions are made, often with very little input from the patient on preferences, desires, or concerns about treatment. Yet in the process of carrying out treatment plans, patients do make decisions about their regimens—decisions of which we may remain unaware. In this way, patients reassert control of the management of their own conditions. Labeling certain patient decisions as “noncompliance” is not helpful. Such labeling misses the point that the goal of treatment is to help patients improve health and well-being; it is *not* to get them to do as they are told. Instead of blaming the patient, we must appreciate the degree to which treatment decisions are inevitably shared decisions. We must ensure that information and feedback are conveyed by both patients and ourselves in a give-and-take process. We must actively encourage patients to ask questions and urge them to discuss problems they perceive with

treatment, complaints they have about their therapy, or frustrations they feel with progress. This encouragement requires above all else our empathic acceptance of the patient's feelings and perceptions. Patient input is not seen as peripheral to the provision of health care. Instead, we see the patient as the center of the healing process. Establishing a relationship where patients are active participants in making treatment decisions and in assessing treatment effects is crucial to provision of quality care.

## Summary

Listening well is not a passive process; it takes involvement and effort. It also takes practice to be able to convey understanding in a way that makes it seem natural rather than mechanical or artificial. However, when a relationship between you and a patient is marked by empathic understanding, the patient is helped in ways medications cannot touch.

## REVIEW QUESTIONS

1. Describe the four skills of effective listening, i.e., summarizing, paraphrasing, empathic responding, and nonverbal attending.
2. Empathic responding has several positive effects. What are they?
3. How can active listening be inhibited by stereotyping, depersonalizing, and controlling?

## REFERENCES

- Feller C, Cattone RR. The importance of empathy in the therapeutic alliance. *Journal of Humanistic Counseling, Education and Development* 42: 53–61, 2003.
- Greenberg LS, Elliott R, Watson JC, Bohart AC. Empathy. *Psychotherapy* 38: 380–384, 2001.
- Kaplan SH, Greenfield S, Ware JE Jr. Assessing the effects of physician-patient interactions on the outcomes of chronic disease. *Medical Care* 27: 5110–5127, 1989.
- Kirschenbaum H, Jourdan A. The current status of Carl Rogers and the person-centered approach. *Psychotherapy: Theory, Research, Practice, Training* 42: 37–51, 2005.
- Langer EJ. *The Psychology of Control*. Beverly Hills, CA: Sage, 1983.
- Martin DJ, Garske JP, Davis MK. Relation of the therapeutic alliance with outcome and other variables: A meta-analytic review. *Journal of Consulting and Clinical Psychology* 68: 438–450, 2000.
- Mechanic, D, Meyer, S. Concepts of trust among patients with serious illness. *Social Science and Medicine* 51: 657–668, 2000.
- Miller W, Rollnick S. *Motivational Interviewing: Preparing People for Change* 2nd Ed. New York: Guilford Press, 2002.
- Orlinsky DE, Grawe K, Parks BK. Process and outcome in psychotherapy. In SL Garfield & AE Bergin (eds.) *Handbook of Psychotherapy and Behavior Change* (4th ed., pp 270–376). New York: Wiley, 1994.
- Rodin J. Aging and health: Effects of the sense of control. *Science* 233: 1271–1276, 1986.
- Rogers CR. The therapeutic relationship: recent theory and research. In Patterson, CH (ed.) *The Counselor in the School*. New York: McGraw Hill, 1967.
- Rogers CR. *A Way of Being*. Boston: Houghton Mifflin, 1980.
- Roter DL, Hall JA, Kern DE, et al. Improving physicians' interviewing skills and reducing patients' emotional distress: A randomized clinical trial. *Archives of Internal Medicine* 155: 1877–1884, 1995.

- Schorr D, Rodin J. The role of perceived control in practitioner-patient relationships. In Wills TA (ed.) *Basic Processes in Helping Relationships* New York: Academic Press, 1982.
- Taylor SE, Kemeny ME, Reed GM, et al. Psychological resources, positive illusions, and health. *American Psychologist* 55: 99–109, 2000.

### SUGGESTED READINGS

- Barnard D, Barr JT, Schumacher GE. *Empathy*. In the American Association of Colleges of Pharmacy—Eli Lilly Pharmacy Communication Skills Project. Bethesda, MD: AACP, 1982.
- Bernstein L, Bernstein RS. *Interviewing: A guide for health professionals*. 4th ed. Norwalk CN: Appleton-Century-Croft, 1985.



# Assertiveness

Beginning Exercise  
Defining Assertiveness  
Theoretical Foundations  
Assertiveness Techniques  
Assertiveness and Patients  
Assertiveness and Other Health Care Professionals  
Assertiveness and Employees  
Assertiveness and Employers  
Assertiveness and Colleagues

## Overview

---

Assertive pharmacists take an active role in patient care. These pharmacists initiate communication with patients rather than wait to be asked questions. Assertive pharmacists also convey their views on the management of patient drug therapy to other health care professionals. Finally, assertive pharmacists try to resolve conflicts with others in a direct manner but in a way that conveys respect for others.

## Beginning Exercise

---

Before reading further, stop and ask yourself these questions:

1. If a group in your community asked you to give a speech on medication use, how would you respond?
2. When a patient is hostile, how do you tend to respond?
3. How many patients and physicians you talk with know you by name?
4. How often do you make it a point to talk with patients getting new prescriptions to make sure they understand their therapy? How often do you counsel only if they ask questions?
5. How frequently do you look at profile records and ask patients questions during refill visits to make sure medications are being taken appropriately, that therapeutic goals are being met, and that there are no problems with therapy?

The questions posed may seem to deal with diverse, unrelated situations—giving speeches, coping with criticism, and counseling patients. Yet they all involve situations where you can choose to act assertively or nonassertively.

## Defining Assertiveness

---

What is assertiveness? Assertiveness is perhaps best understood by comparing it with two other response styles: passivity and aggression. These three styles of responding are described below.

### PASSIVE BEHAVIOR

This response is designed to avoid conflict at all cost. Passive or nonassertive persons will not say what they really think out of fear that others may not agree. Passive individuals “hide” from people and wait for others to initiate conversation. They put the needs or wants of other people above their own. They tend to have a great deal of anxiety in relationships. They worry about how others will respond to them and have a high need for approval. Problems arise when people who behave passively feel secretly angry or resentful toward others. Passive persons may see themselves as victims who are subject to the manipulation of others. It is this view that is damaging to their self-esteem.

### AGGRESSIVE BEHAVIOR

Aggressive people seek to “win” in conflict situations by dominating or intimidating others. Aggressive persons promote their own interests or points of view but are indifferent or hostile to the feelings, thoughts, or needs of others. Often aggression seems to work as others back down in order to avoid prolonging or escalating the conflict. Because aggressive behavior may have beneficial effects in the short term, individuals may be reluctant to give up aggressive strategies. Often people who turn to aggression to reach their goals have a distorted view such that they constantly perceive themselves to be in threatening situations, to be under personal attack, or to be plagued by others trying to thwart their efforts. Such individuals are easily angered and have a low tolerance for frustration. They seem to believe that they should not have to experience frustration. Rather than the rational experience of disappointment, the aggressive person responds with indignant anger. Rather than helping to resolve problems, “getting it off your chest” usually serves to escalate the anger and aggression.

While others may give in to the intimidation of aggressive individuals initially, they can also act in subtle ways to “get even”. For example, patients who do not feel they are treated with respect in a community pharmacy may not return to that pharmacy and may tell friends about their negative experiences. Employees who feel helpless and undervalued can sabotage the goals of their employer in a variety of indirect ways. Thus, aggressive individuals may “win” certain interpersonal battles in the short term, but their behavior often leads to negative long-term consequences.

Unfortunately, many aspects of our culture (media, television, movies, politicians) reinforce the notion that the way you get your way is to use aggressive behaviors. You push your personal agenda without regard to other individuals' perspectives. Although people may achieve their own personal objectives using aggressive approaches, these strategies do not build trusting relationships, which is a key element in working with patients and others in professional practice. Thus, to be more effective in the long run, you must learn how to focus your energies using assertive, not aggressive, behaviors.

## ASSERTIVE BEHAVIOR

Assertive behavior is the direct expression of ideas, opinions, and desires. The intent of assertive behavior is to communicate in an atmosphere of trust. Conflicts that arise are faced and solutions of mutual accord are sought. Assertive individuals initiate communication in a way that conveys their concern and respect for others. The goal of communication is to stand up for oneself and to solve interpersonal problems in ways that do not damage relationships. Assertiveness requires that you respect others as well as yourself.

Conflict is inevitable in human relationships. While conflict is usually viewed as undesirable, the process of resolving conflict can lead to growth and increased understanding and respect for others, in spite of differences. Problems arise when conflict leads us to view others as "opponents," when power differences are exploited, or when problem-solving discussions become unfocused with side issues brought in to derail the conversation.

A critical factor in being assertive is the ability to act in ways that are consistent with the standards we have for our own behavior. When we tell ourselves that other people "make" us feel or act a certain way, we are not taking responsibility for our own behavior. Instead of changing ourselves, we try (impotently) to get others to change. We believe that, as Mark Twain noted, "nothing so needs reform as other people's habits." However, the only power we have to effect change in any relationship is to change our own behavior. For example, you may wish that your boss, who tends to be very negative during annual performance evaluations of staff, was more supportive of your work. However, just hoping that she would be more positive in her evaluations will not resolve this issue. You must take active steps to change how you respond to her criticisms rather than waiting for her to change her approach.

Too often, our goals in communication are defined in terms of what we want others to do rather than what we will do. For example, we might say that we want physicians to appreciate the role of the pharmacist in patient care. Redefining this goal would have us focus on what specific things we can do to improve our working relationships with physicians. If we tell others our goals in providing pharmaceutical care services and show them by our behavior what we want to achieve, many will come to respect our position. However, even if we fail to convince a physician that the role we play in patient care is of value, it does not mean that we have failed in reaching the goals we have set for our own communication. When our goals focus on what we will do, we have control over our ability to meet these goals.

Research has shown that a number of skills are needed for assertive communication. These include initiating and maintaining conversations, encouraging assertiveness in others, responding appropriately to criticism, giving negative feedback acceptably, expressing appreciation or pleasure, making requests, setting limits or refusing requests, conveying confidence both verbally and nonverbally, and expressing opinions and feelings appropriately. Several of these strategies are described in a section on assertiveness techniques later in this chapter.

## Theoretical Foundations

---

Assertiveness training and theories about how people learn to respond in passive or aggressive ways grow primarily out of cognitive and behaviorist psychological theories. Behaviorists believe that passive or aggressive responses have been reinforced or rewarded and thus strengthened. Aggressive behavior often works in the short term because others feel intimidated and allow aggressive persons to get what they want. Passive behaviors are reinforced when individuals are able to escape or even avoid conflict in relationships and thus escape the anxiety that surrounds these conflicts.

Cognitive theories hold that people respond passively or aggressively because they have irrational beliefs that interfere with assertiveness. These beliefs involve:

1. Fear of rejection or anger from others and need for approval (everyone should like me and approve of what I do),
2. Over-concern for the needs and rights of others (I should always try to help others and be nice to them),
3. Belief that problems with assertiveness are due to unalterable personality characteristics and are, therefore, unchangeable (this is just how I am), and
4. Perfectionist standards (I must be perfectly competent. If I am not, then I am a failure. Others must also be perfectly competent and deserve to be severely criticized if they are not.)

Because these beliefs are excessively perfectionistic, they are considered irrational. In the passive person they create anxiety that leads the individual to try (unsuccessfully) to avoid the inevitable conflicts that arise in relationships. These unrealistic standards are also turned on others, leading to angry, aggressive behavior, with frequent “blaming” of others for normal human failings. Cognitive restructuring, an assertiveness technique, teaches people to identify self-defeating thoughts that produce anxiety or inappropriate anger in difficult situations and replace them with more reasonable thoughts. As these new thoughts replace the self-defeating thoughts, they begin to be incorporated into the person’s belief system. For example, as a pharmacist you may feel “used” by a boss who always counts on you for emergency coverage. You might currently say to yourself “I don’t want to come in to work on my day off this week, but if I say ‘no’ the boss will get mad and that would be awful.” Because this causes you anxiety at the imagined catastrophic consequences of saying “no,” your response is inhibited. A more rational thought process when faced with such a request would be “I don’t want to work on my day off this week. It is my right to say no. I am not responsible

for solving all the problems my manager has in finding back-up coverage.” This thought reduces anxiety and frees you to practice new, more assertive responses to difficult situations.

## Assertiveness Techniques

---

There are a number of communication techniques or strategies that are useful in responding to situations that tend to be conflict-ridden.

### PROVIDING FEEDBACK

Letting others know how you respond to their behavior can help to avoid misunderstandings and also help to resolve the conflicts that are inevitable in relationships. However, providing honest feedback when you have a negative reaction to another person’s behavior is difficult to accomplish without hurt feelings. Many times, you must tell people that you are upset by what they did in order to improve your relationship in the long run. When you choose to convey negative feedback to others, use techniques to make the communication less threatening. Criteria for useful feedback include:

- Feedback focuses on a person’s behavior rather than personality. By focusing on behavior, you are directing the feedback to something the individual can change.
- Feedback is descriptive rather than evaluative. Describing what was said or done is less threatening than judging why you assume it was done.
- Feedback focuses on your own reactions rather than the other person’s intentions. Assigning “blame” or assuming malevolent intent behind the behavior is not part of constructive feedback.
- Feedback uses “I” statements that take the form “When you [do or say] \_\_\_\_\_, I feel \_\_\_\_.” For example, “When you are late for work, I feel frustrated and angry” is less damaging than “You’re irresponsible. You don’t care about the patients who are waiting and the co-workers covering for you when you’re late.”
- Feedback is specific rather than general. It focuses on behavior that has just occurred and avoids dragging in past behavior. It also does not over-generalize from the specific instance that has upset you (e.g., “you always do \_\_\_\_”).
- Feedback focuses on problem solving. The intent is not to let off steam. The intent is to solve a problem in a relationship so that the relationship can be improved.
- Feedback is provided in a private setting.

### INVITING FEEDBACK FROM OTHERS

As mentioned above, we need to work on providing feedback in an appropriate manner. At the same time, we need to invite feedback from others in order to improve our interpersonal communication skills. For example, as a pharmacist, you should routinely assess patient satisfaction and invite feedback on your

services. As a manager, you should let employees know that you welcome suggestions from them on how to improve pharmacy operations. Your ability to hear criticism or suggestions without defensiveness or anger, to admit when you have made a mistake, and to encourage feedback from others (even when it is negative) encourage people to be honest in their communications with you. They also allow you to identify areas of your professional practice that may need improvement and promote better relationships with others.

## SETTING LIMITS

For some of us, setting limits on how we will spend our personal time and money is a source of frustration. We have difficulty saying “no” to any request. As a result, we feel overwhelmed and, often, angry at others for “taking advantage” of us. Being assertive in setting limits means that you take responsibility for the decisions you make on how to spend personal resources without feeling resentful toward others for making requests. Being assertive in setting limits does not mean that you stop saying “yes” to requests. You will no doubt continue to help others, even though doing so may be an inconvenience, because of the value system you hold and your desire to help others when they need help.

When faced with a request, the first step is to decide how much you are willing to do in meeting the request. If you need time to decide, delaying a response is appropriate as long as you get back to the person within the time frame you specify. Often a response may not be “yes” or “no” but an offer to partially meet the request. Saying “no” or setting limits may be particularly difficult if you believe that the other person must agree that you have a good reason for saying “no.” If feelings of guilt trap you, you may not want to provide specific reasons for your decisions. Whether you give reasons or not does not change the fact that you have the right to make the decision on how you will spend personal time and financial resources.

## MAKING REQUESTS

Asking for what you want from others in a direct manner is also necessary in healthy relationships. If you are in a management position, clearly communicating your expectations of others is an important part of carrying out the goals of the organization. In equal relationships, making requests, including asking for help, is an important part of honest communication. We must trust that others will be able to respond to our requests in an assertive manner, including saying “no.” Thus, we must not overreact when someone turns down our request in an assertive way.

## BEING PERSISTENT

One important aspect of being assertive is to be persistent in assuring that your rights are respected. Often when you have set limits or said “no,” people will try to coax you into changing your mind. If you continue to repeat your decision calmly, you can be assertive without becoming aggressive and without giving in.

This response of calmly repeating your decision is often called the “broken record” response (Smith, 1975). It will stop even the most manipulative person without assigning blame or escalating the conflict.

## REFRAMING

Frames are “cognitive shortcuts that people use to help make sense of complex information” (Kaufman et al, 2003). Reframing techniques described by Kaufman and colleagues include:

- Focus on developing effective communication around a set of limited objectives.
- Examine the potential validity of the other person’s perspectives.
- Establish a common ground. Search for areas of agreement and focus on desired outcomes with a long-term perspective.
- Identify opportunities to explore solutions not yet pursued and opportunities for “trade-offs” or compromises.
- Finally, identify differences that cannot be bridged and at the same time explore conflict reduction actions that can still be taken.

## IGNORING PROVOCATIONS

Interpersonal conflict may elicit various ways of trying to “win” by attempting to humiliate or intimidate others. For example, patients who are angry or feeling helpless may lash out with personal attacks. Pharmacists who feel unfairly criticized may respond in an aggressive or sarcastic manner. Interpersonal conflicts between health professionals are often marked by struggles for power and autonomy (often called “turf battles”). Ignoring the critical comments of others and focusing exclusively on solving underlying problems can do much to keep conflict from escalating to the point that relationships are damaged.

## RESPONDING TO CRITICISM

For some of us, criticism is particularly devastating because we typically hold two common irrational beliefs: (1) that we must be loved or approved of by virtually everyone we know, and (2) that we must be completely competent in everything we do and never make mistakes. Since such perfectionist standards are impossible to achieve, we are constantly faced with feelings of failure or unworthiness. In some cases, we may even have a desire to “get even” by launching into a counterattack on the person levying the criticism. The only way to counteract such feelings and to begin to cope reasonably with criticism is to begin to challenge the underlying, irrational beliefs that lead us to fear the disapproval of others.

How do assertiveness problems relate to your ability to function more effectively as a pharmacist? Let’s examine a few typical situations in pharmacy practice and determine what might be the most assertive way to respond in relationships with patients, physicians, employees, employers, and colleagues.

## Assertiveness and Patients

---

Perhaps the most important assertive skill in relating to patients is your willingness to initiate communication. Certain activities distinguish assertive pharmacists from passive ones. For example, some pharmacists seem to hide behind the counter, give prescriptions to clerks to hand to patients, and generally avoid interaction with patients unless asked specific questions. In this way, passive pharmacists are able to avoid the potential conflicts inherent in dealing with people and are able to hide their own feelings of insecurity and fears about being incompetent. While a passive approach may arise out of (or at least be rationalized by) a feeling of time pressure, passive pharmacists make no attempt to find alternative ways of providing better patient care, such as giving patients well-developed medication leaflets and calling them during slower hours to discuss key points and assess problems. Instead, passive pharmacists deal with things as they come and take the path of least resistance in providing minimal levels of pharmacy services. Assertive pharmacists come out from behind counters, introduce themselves to patients, provide information on medications, and assess the patient's use of medications and problems with therapy.

Encouraging patients to be more assertive is also an important skill in improving your communication with them. Helping patients prepare for visits with health professionals and encouraging their active participation in consultations have been found to improve communication and make patients more assertive in asking questions (Roter, 1977, 1984; Kaplan et al, 1989; Kimberlin et al, 2001). You as a pharmacist may encourage patients to be more assertive by suggesting that they keep a list of questions about their therapy that they want to ask during their next visit. You may also have patients fill out brief questionnaires when they arrive at the pharmacy in which they write down their questions or concerns about their health or treatment. You could even give them a short checklist of informational items or issues about medications and ask them to check those items they would like to discuss with you. This process can help patients organize their thoughts and can counteract the passivity patients may adopt in the presence of a health professional. During their visits, you can actively solicit questions, concerns, and preferences regarding health care. Even normally assertive patients may experience enough anxiety in communication with providers that they forget to ask questions or bring up concerns they have.

A particularly difficult situation that you will face in pharmacy practice is responding to an angry or critical patient. While no one likes to hear criticism, there are ways of dealing with criticism in a rational, assertive manner. When you hear criticism from patients, it is important to keep in mind that their feelings of hostility may be greatly magnified by the life stresses they are experiencing. Patients are usually ill, sometimes seriously ill, and may be feeling helpless and dependent on health professionals. They may feel shuffled about, kept waiting in physician offices, and finally kept waiting for a prescription. It is important, therefore, to keep in mind that some (do not assume all) patient anger arises from frustrations about being ill, and not from personal grievances against you.

When patients are reacting primarily to the stresses of being ill, it is most helpful for you to understand what it is like for them and to respond empathically. An empathic response when patients react with shock and dismay at the cost of their medications will probably be more helpful than an attempt to justify the cost. Saying, “You’re right. These medications are expensive. Are you worried about whether you can afford them?” shows that you understand the patient’s worry and allows you to assess whether the concern about cost is a real problem of inability to afford treatment or a way of expressing diverse feelings of frustration.

Another skill that is useful in responding to patient criticism is to get patients to turn criticism into useful feedback. For example, if a patient tells you that your pharmacy does not seem to care about the customer, it is important to find out specifically what is causing the problem. Asking “What specifically is it that upsets you?” may give you feedback that would be useful in improving your pharmacy operation. You now have the information you need in order to decide whether you should make changes to improve patient care. Alternatively, you may decide to continue with current policies, but might see the need to better communicate your reasons for these decisions to patients.

There will be times with angry patients where you will need to stand up for yourself. If a patient persists in aggressive behavior in spite of your efforts to focus on understanding and problem solving, you will want to set limits without becoming aggressive. You can calmly tell an angry patient “I want to hear your point of view, but I do not want to be called names. When you are ready to talk without yelling and swearing, I will listen.”

## Assertiveness and Other Health Care Professionals

When problems in patient medication therapies arise, consultations with physicians or nurses are often required. If you have determined that you need to speak directly with the prescribing physician, you will be most effective if you are persistent with receptionists and nurses in your request. Messages transmitted through third parties may not be the most effective means of communication. Such persistence might sound something like this:

### CASE STUDY 6.1

#### PHARMACIST CALLING A NURSE IN A PHYSICIAN’S OFFICE

**Pharmacist:** This is John Landers, the pharmacist at Central Pharmacy. I’d like to speak to Dr. Stone please.

**Nurse:** He’s with a patient right now. What is it you wish to speak to him about?

**Pharmacist:** I am concerned about Mrs. Raymond’s prescription for metformin. I will need to speak to Dr. Stone about it. Please have him call me as soon as he comes out from the patient examination.

**Nurse:** It might be quicker if you tell me what the problem is. I could talk to Dr. Stone and get back to you.

**Pharmacist:** Thank you, but in this case I would like to talk to Dr. Stone directly.

**Nurse:** He's very busy today and we're running behind schedule.

**Pharmacist:** I know he has a busy schedule but I must speak with him as soon as possible. Please ask him to call.

---

The pharmacist in this communication was assertive. He showed respect for the nurse and yet was persistent in stating his request. He did not argue about the issue of which method of communication was quicker. He calmly restated his request without anger or apology. Now, let's say you have managed to get through to the physician. Compare the following introductory comments by a pharmacist:

- a. Dr. Stone, this is the pharmacist at Main Street Pharmacy. I'm sorry to bother you—I know you're busy—but I think there's a problem with Mrs. Raymond's prescription for metformin.
- b. Dr. Stone, this is John Landers, the pharmacist at Main Street Pharmacy. I'm calling about a problem Mrs. Raymond is having with her prescription for metformin.

In (a), the pharmacist did not introduce himself, which makes him an anonymous employee of a pharmacy rather than a professional with an individual identity. Also, in (a), he subtly “apologizes” for calling, which makes him seem insecure and unassertive.

Here are several ways the pharmacist could proceed:

- a. Did you know that Mrs. Raymond is still having diarrhea from the metformin? Do you want to change her prescription?
- b. I spoke with Mrs. Raymond today. She reports that she continues to have diarrhea after three months on the medication. She has stopped her walking program and is reluctant to leave the house because of the diarrhea. The effect on her life is so serious that you may want to consider switching her to a sulfonylurea such as glyburide or one of the newer thiazolidinediones such as Avandia® or Actos®, which are less likely to cause diarrhea.



Response (b) is better. The pharmacist is not putting the physician on the spot by asking him if he knew there was a problem. Instead, he presented the problem that concerned him and suggested alternative medications that could possibly resolve the problem.

When identifying potential problems, you should be prepared to identify alternatives to try to resolve the problem and to make your own recommendation on the preferred alternative. In order to do this with confidence, you should have checked references before making the phone call or sending the written communication. Having information on current research and citing it to convince the physician will increase your effectiveness in making a recommendation. Once you are sure of your facts, it is easier to be persistent in pushing for a therapeutic change that is required. Be sure that you feel prepared to use the medical terms and speak to the physician as a fellow health professional. Focus on the goal you share with the physician, which is to help the patient. When changes in therapy are agreed to, it should be clear how the changes will be implemented (e.g., who

will inform the patient) and what the monitoring plan will be to verify that the patient's problem has been resolved.

You are faced with many barriers to communicating effectively with physicians. Physicians may not accept recommendations and may, in fact, seem ungrateful to some of your interventions. Even when you do effect a change in physician behavior, you may not receive feedback that your efforts have been successful. Perhaps the next prescription the physician writes will show a change, even though the initial response to you indicated that a change would not be made.

Unfortunately, you are not always going to get a “pat on the back” for consultations with physicians. It is important to keep in mind, therefore, that consulting with physicians if problems arise or asking questions if something seems to be a problem must be done in spite of what the physician's reaction might be. To fail to consult a physician because of anticipated resistance reduces your professional role to one of subservience—one where you are willing to abdicate your responsibilities as a health professional or fail to act in the patient's best interest because you feel uncomfortable carrying out these patient care functions. While pharmacists seem to fear that physicians will not respond positively to therapeutic recommendations, the research evidence suggests just the opposite. Research from a number of different pharmacy practice environments indicates that, when pharmacists make suggestions to physicians for important therapeutic changes in a patient's drug treatment, in the vast majority of cases, pharmacist recommendations are accepted and implemented by physicians (Berardo et al, 1994; Gums et al, 1999; Klopfer and Einarson, 1990; Deady et al, 1991; Cooper, 1997). In any case, the assertive pharmacist is aware at all times that his professional duties are to the patient and assertive (and persistent) in seeing that the interests of patients are served.

When patient safety is compromised, it is the professional responsibility of the pharmacist to persist in trying to prevent or resolve problems. Research has found that more than 60% of medication errors are caused by problems in interpersonal communication (JCAHO, 2005). More than one-half of health care workers in one survey reported seeing colleagues cutting corners or making mistakes, yet less than 10% reported saying anything about what they observed (Maxfield et al, 2006). The 10% who did speak up were also more satisfied with and more committed to their jobs. The “culture of safety” being mandated for health care organizations emphasizes the importance of approaching each other in an assertive manner when we have concerns about patient care processes taking place (Baker et al, 2003). The Joint Commission International Center for Patient Safety provides an online resource of safe practices for health care professionals to use as a guide for health care practices to improve patient care (Joint Commission International Center for Patient Safety, 2006). The “culture of silence” in the face of medical error that has historically governed collegial relationships is no longer tolerated in health care organizations.

## Assertiveness and Employees

---

Please consider the following situation. The manager of a hospital outpatient pharmacy has observed lately that one of the pharmacists has been creating problems. The manager's major concern is that the pharmacist is sometimes rude and

abrupt with patients. Today, the manager overhears the pharmacist respond with obvious annoyance to a patient who expressed confusion about how to take her medication. The manager decides to talk privately with the pharmacist and provide feedback about his behavior.

## CASE STUDY 6.2

### MANAGER SPEAKING WITH STAFF PHARMACIST

**Manager:** I overheard your conversation with Mrs. Raymond this afternoon when you became impatient with her for not understanding instructions. I was upset because I didn't think you treated her with respect. I want you to treat patients with courtesy and not get so impatient and judgmental with them.

**Pharmacist:** Well, she had been complaining about how slow we were and then wouldn't pay attention when I was explaining the directions. I just got fed up.

**Manager:** I know that patients can be irritating, but I want you to treat them with respect.

**Pharmacist:** Well, we were so busy then that I just didn't have time to fool around.

**Manager:** I know it was hectic and you were feeling rushed today, but even then I want you to be more courteous.

**Pharmacist:** Well, it would certainly be easier to take time to be nice if you'd get enough pharmacists in here to cover the workload. Furthermore, if you'd train the techs better, they could be a lot more help to us.

**Manager:** Those things may be true, but right now I want to resolve the problem in the way you communicate with patients when you are irritated or hurried. I want you to agree to treat patients with respect, regardless of how busy we get. Will you do that?

**Pharmacist:** That's easier said than done.

**Manager:** Will you do it?

Pharmacy managers are responsible not only for how they communicate with patients, but also how other pharmacists and support personnel treat patients. They must make clear to all employees what is expected in the way of patient care. In the previous scene, the pharmacy manager used a number of assertive techniques in his conversation with the pharmacist. For one thing, he was specific about how he expected the pharmacist to behave and calmly repeated these expectations (called a "broken-record" response) in spite of the pharmacist's excuses. He would not let himself be dragged off the point. He did not become defensive when the pharmacist attacked his performance as a manager. He might also have said, "I would like to discuss any ideas you might have about improving the training of techs another time, but right now I want to talk about the way you

counsel patients.” This would have let the pharmacist know that he was willing to listen to specific, constructive suggestions but not before the current problem was resolved.

The pharmacy manager also used appropriate feedback techniques. He told the pharmacist what he had observed about a specific behavior and what he wanted changed without attacking the pharmacist as a person. The manager did not label the pharmacist as being rude or thoughtless. Focusing feedback on what a person does is much less destructive than making personal judgments about him as a person. Such feedback also lets him know exactly what must be changed to improve his performance. The manager discussed the situation privately and soon after the incident occurred. He made “I” statements to provide feedback and define expectations, including “I overheard your conversation,” “I was upset,” and “I want you to treat patients with courtesy.” Because of these “I” statements, the communication was less damaging to the relationship than if the manager had labeled or judged the pharmacist as a person (“You are rude” or “You were rude”) or if he had over-generalized based on what he observed (“You *always* fly off the handle when we get busy here”). Dealing with the problem immediately was also much more effective than waiting until the annual job performance evaluations or until the problem had become so serious that more drastic action was required.

Many of the same guidelines that are useful in giving negative feedback apply as well to praise. A personal statement, such as telling a clerk, “I really appreciate your willingness to stay late tonight to help out” is more meaningful than a general statement (e.g., “You’re a good clerk”). In addition, if positive feedback is an ongoing part of the relationship rather than something that only gets written on job performance evaluation forms, it is more effective. Too often, employees feel that the only time they get any feedback from their bosses is when they have done something wrong, which makes it much harder to accept the negative comments. Finally, your willingness to accept even negative feedback from employees (if it is constructive) can create an atmosphere of mutual respect. In the example above, the pharmacy manager conveyed both an assertive and empathic message when he said, “I know it was hectic and you were feeling rushed today, but even then I want you to be more courteous.” He let the pharmacist know that he understood the feelings of frustration and at the same time insisted that certain standards be met in patient care.

## Assertiveness and Employers

---

It is necessary to be assertive not only with your employees, but with your supervisors as well. We often “do as we are told” rather than identifying our goals in communication with supervisors and being persistent in pursuing those goals. As health professionals, we sometimes work in situations where supervisors share neither our professional identities nor the ethical standards we hold for patient care. It is necessary for us, then, to define what the professional standards for pharmacists are and to be assertive in insisting that we must meet those standards whatever our practice environment.

In addition, we may be faced with a situation where we receive a negative evaluation or criticism of our performance by a supervisor. None of us enjoys hearing that someone is angry or disappointed with us for what we have done. Yet the criticisms we receive (and what we do in response to them) can lead to improved relationships with others, if we can avoid some common pitfalls in our responses to criticism.

For some of us, our first response to criticism is to counterattack. The attitude is, “So what if I did make a mistake—I’ve seen you blow it a few times yourself.” It is as if we can somehow “even the score” by criticizing the accuser. However, such responses mean we never have to deal with the possibly valid concerns others have about our behavior—we can always change the subject to their problems. In contrast to these aggressive responses, for more passive individuals, the initial response to criticism is to apologize excessively, give excuses, and generally act as if it is a catastrophe if someone is upset with us. Neither a passive nor aggressive response fosters problem solving.

When you are criticized, it is important to distinguish between (a) the truths people tell you about your behavior, and (b) the judgments (the “wrong” or “bad” indictments) that they attach to your behavior. Often their judgments are arbitrary and are based on values you do not share. Even when you agree with the judgments made by someone criticizing you and think you were wrong, you must separate the foolish or careless thing you did from yourself as a person. The following are five responses that are helpful in various types of situations where criticism is levied.

### GETTING USEFUL FEEDBACK

If the criticism is vague, it is necessary first to find out exactly what happened that led to the criticism. Uncovering the problem will provide you with specific feedback that may be useful to you in improving your performance. Therefore, before reacting to any problem that may be present, first be certain that you understand the exact nature of the problem. If a patient says that people in your pharmacy don’t care about customers, find out exactly what happened that was upsetting and led to this conclusion. In order to know how to improve your service, you must have specific feedback that points out what changes might be indicated.

### AGREEING WITH CRITICISM

If you consider the criticism you receive to be valid, the most straightforward response is to acknowledge the mistake. If it is possible to counteract any of the damage, then that is done. In any case, avoid “Yes, but . . .” responses that try to excuse behavior but lead to increased annoyance on the part of the other person. “Yes, I am late for work a lot, but the traffic is so bad” usually leads to an escalation of the conflict (“You’ll just have to leave home earlier!”). If you made a mistake or were wrong, acknowledge that. When you acknowledge mistakes and apologize for them, people have difficulty maintaining their anger. However, if you continue to make the same mistakes, the apologies will seem insincere and manipulative since you have not taken steps to prevent the problem from

reoccurring. When you have issued a sincere apology, it also helps to report on efforts or changes you will make so the problem is not repeated.

## DISAGREEING WITH CRITICISM

Often criticism is not justified or is not appropriate because it is too broad; it is a personal attack rather than a criticism of specific behavior, or it is based on value judgments that you do not agree with. If you consider criticism unfair or unreasonable, it is important to state your disagreement and tell why. For example, you came in late to work this morning and your boss is fuming. During his attack, he says, “You’re always late. Nobody around here cares about the patients waiting to get prescriptions filled.”

It is important to say to him: “You’re right, I was late this morning, and for that I apologize. But it is not true that I am always late. I know I was late one day last month but that is the only other time I can recall being late in the two years I have worked here. And it is not true that I do not care about our patients. I think the way I practice shows them my concern.” Not speaking against something you consider to be a personal injustice or untruth leads to feelings of resentment and a loss of self-esteem for having kept quiet.

## FOGGING

Fogging involves acknowledging the truth or possible truths in what people tell you about yourself while ignoring completely any judgments they might have implied by what they said. Manuel Smith (1975) outlined fogging as a basic assertive response to criticism. Let us see how this might apply in a pharmacy situation.

### CASE STUDY 6.3

**Supervisor:** You spent a lot of time talking with that patient about a simple OTC choice.

**Pharmacist:** You’re right. I did.

**Supervisor:** The other pharmacists let clerks do a lot of that sort of stuff.

**Pharmacist:** You’re probably right. They may not spend as much time as I do on OTC consultations.

Such a response allows you to look at truths about your behavior *without* accepting the implied criticisms. The response makes it clear that your own standards guide your behavior without provoking a confrontation with the person levying the criticism. A fogging response differs from agreeing with the criticism. Agreeing with criticism includes acknowledging that you were wrong or behaved irresponsibly; you admit that your behavior failed to meet your own goals for yourself.

## DELAYING A RESPONSE

If the criticism takes you by surprise and you are confused about how to respond, give yourself time to think about the problem before responding. Few conflict situations call for an immediate response. If you are too surprised or upset to think clearly about what you want to say, then delay a response. Tell the person: “I want time to think about what you’ve told me, and then I’d like to sit down with you and try to clear up this problem. Could we discuss the situation this afternoon at the end of my shift?”

## Assertiveness and Colleagues

---

The techniques for assertiveness with employers can also help you be more assertive with your colleagues. For example, the president of your local pharmacy association calls and asks you to serve as chairman of a new committee. You are interested in the committee but are not sure you have the time to chair it. Which of the following responses would you choose:

- a. “Well, I’d really like to. I don’t know. I guess I could if it doesn’t take too much time.”
- b. “Why don’t you ask Jim? He’d be good. If you can’t find anyone else, maybe I could do it.”
- c. “I’ve given enough time to this organization. Everyone always comes to me. Let someone else do some work for a change.”
- d. “I’m interested in the committee, but I’m not sure I have time. Let me think about it tonight and I’ll call you in the morning with my decision.”

Response (d) seems most honest and assertive. We typically feel that we must respond immediately to situations that arise. Often the best response is to delay a response. It gives you time to decide what it is you really want to do. When you are facing a decision or when you are embroiled in a conflict, it is often best to say, “I want time to think. I’ll get back to you.” It is, of course, essential that you do get back to that person when you say you will and resolve the issue. Response (a) is a wishy-washy “yes.” The problem with such a response is that you may say “yes” but never take responsibility for your decision. You may, instead, blame others for asking too much of you. The “yes” response, in this situation, was given because you found it difficult to say “no.” Response (b) suggests that, if no one else will do it, you will feel that you must do it. You feel responsible for solving the president’s problem by identifying someone to chair the committee. If he cannot find someone else, you will then feel obligated. The aggressive response, (c), is often the point a person comes to after a history of passive responses to similar requests. It sounds as if this person has said “yes” frequently in the past, felt over-committed, and began to blame others for “asking” rather than taking personal responsibility for having said “yes.” Others will make requests of you. It is up to you to say “yes” or “no” or to set limits on the extent of your involvement.

Let's now imagine a situation where the president tries to coax or manipulate you into changing your "no" response to a "yes" response to his request to chair the committee.

### CASE STUDY 6.4

**President:** You would be perfect for the job. It is extremely important and I must have someone who knows the issues and stays on top of things.

**Pharmacist:** I appreciate that, but I won't be able to chair the committee this year.

**President:** I'll help with the workload. It shouldn't take more than an hour or so a week.

**Pharmacist:** That may be true, but I'm not willing to chair the committee right now.

**President:** Why not? Perhaps there is something we can do to resolve the problems you seem to think will come up in chairing the committee.

**Pharmacist:** The decision is really a personal one. I won't be able to chair the committee at this time.

In this instance, the pharmacist again used a "broken record" response. He calmly repeated his "no" response without elaboration and with no rancor at the president's efforts to coax him into changing his mind. If the pharmacist had chosen to do so, he might have given an explanation for his decision, but he is not "obliged" to do so. The danger for passive people in giving an explanation is that they seem to believe that the president must agree that the decision is "justified" before they feel they have the right to say "no."

## Summary

Assertiveness is a style of response that focuses on resolving conflicts in relationships in an atmosphere of mutual respect. To be assertive, each person must be able to directly and honestly convey "This is what I think," "This is how I feel about the situation," "This is what I want to have happen," or "This is what I am willing to do." This type of communication allows people to stand up for their own rights or what they believe in without infringing on the rights of others. You attempt to understand the other person's point of view even when there is disagreement. The focus is on problem solving rather than turning the conflict into a "win/lose" situation that damages the relationship.

You as a pharmacist are faced with numerous changes in your role within the health care system. If you are to lead these changes, to have a hand in shaping your own future, then you must be assertive in your communication with the other people you relate to in your professional practice.

## REVIEW QUESTIONS

1. Compare assertiveness to passivity and aggressiveness.
2. In what way(s) should pharmacists be assertive with patients? With physicians? With colleagues?
3. Describe a way to handle criticism without losing self-esteem or mutual respect.
4. How can assertiveness be used to resolve conflict?
5. What is “fogging”?

## REVIEW CASES

### REVIEW CASE 6.1

A patient who is obviously in a hurry brings in a prescription to be filled. You are extremely busy and there is a 30-minute wait. When she is told this, she explodes “That is ridiculous. It can’t take that long to pour pills from a big bottle into a little bottle.” When you start to explain about patient counseling, she says “I’ve never had anyone talk with me about the prescriptions I get here. All you do is ask me to sign a form.”

1. What special assertiveness skills might you use?
2. What is your role in this situation?

## REFERENCES

- Baker DP, Gustafson S, Beaubien J, et al. *Medical teamwork and patient safety: The evidence-based relation* 2003. Retrieved August 19, 2006 from <http://www.ahrq.gov/qual/medteam/>.
- Berardo DH, Kimberlin CL, McKenzie LC, Pendergast JF. Community pharmacists’ documentation of intervention on drug-related problems of elderly patients. *Journal of Social and Administrative Pharmacy* 11: 182–193, 1994.
- Cooper J. Consultant pharmacist assessment and reduction of fall risk in nursing facilities. *Consultant Pharmacist* 12: 1294–1298, 1303–1304, 1997.
- Deady JE, Lepinski PW, Abramowitz PW. Measuring the ability of clinical pharmacists to effect drug therapy changes in a family practice clinic using prognostic indicators. *Hospital Pharmacy* 26: 93–97, 1991.
- Gums JG, Yancey RW, Hamilton CA, Kubilis PS. Randomized, prospective study measuring outcomes after antibiotic therapy intervention by a multidisciplinary consult team. *Pharmacotherapy* 19: 1369–1377, 1999.
- Joint Commission on Accreditation of Healthcare Organizations. *Sentinel Event Statistics*. December 31, 2005. Retrieved August 19, 2006 from <http://www.jointcommission.org/SentinelEvents/Statistics/>.
- Joint Commission International Center for Patient Safety. *Patient Safety Practices*. An online resource for improving patient safety: Communication. Retrieved August 19, 2006 from <http://www.jcipatientsafety.org/show.asp?durki=11794>.
- Kaplan SH, Greenfield S, Ware JE Jr. Assessing the effects of physician–patient interactions on the outcomes of chronic disease. *Medical Care* 27: 5110–5127, 1989.
- Kaufman S, Elliott M, Shmueli D. Frames, framing and reframing. The Conflict Resolution Information Source. September 2003. Retrieved August 19, 2006 from <http://crinfo.beyondintractability.org/essay/framing/>.

- Kimberlin CL, Assa M, Rubin D, Zaenger P. Questions elderly patients have about on-going therapy: A pilot study to assist in communication with physicians. *Pharmacy World and Science* 23: 237–241, 2001.
- Klopfert JD, Einarson TR. Acceptance of pharmacists' suggestions by prescribers: Literature review. *Hospital Pharmacy* 25: 830–832, 834–836, 1990.
- Maxfield D, Grenny J, McMillan R, et al. Silence Kills: The seven crucial conversations for healthcare. Sponsored by the American Association of Critical-Care Nurses and VitalSmarts. Retrieved August 19, 2006 from <http://psnet.ahrq.gov/resource.aspx?resourceID=1149>.
- Roter D. Patient participation in patient-provider interactions: The effects of patient question-asking on the quality of interactions, satisfaction and compliance. *Health Education Monographs* 5: 281–315, 1977.
- Roter DL. Patient question asking in physician-patient interaction. *Health Psychology* 3: 395–409, 1984.
- Smith M. *When I Say No, I Feel Guilty*. New York: Dial Press, 1975.



# Interviewing and Assessment

Introduction  
Components of an Effective Interview  
Interviewing as a Process  
Interviewing in Pharmacy Practice  
Interviewing and Patient-Reported Outcomes  
Documenting Interview Information  
Interviewing Using the Telephone

## Overview

---

Patient assessment is an important aspect of patient care. Determining what patients understand about their medications, how they are taking their medications, how well their medications are working, and problems they perceive with their therapy are key elements to ensuring positive health outcomes. Gaining insight into patient understanding and actions assists pharmacists in planning an appropriate strategy for increasing understanding and appropriate use of medications. Interviewing is one of the most common methods used in patient assessment. Although interviewing is a common occurrence in pharmacy practice, the quality of the patient interview is an area that receives little attention by pharmacists. This chapter focuses on ways of improving patient assessment and the interviewing process. It addresses aspects of both informal questioning and the more formal, structured interview. Communication skills discussed include questioning, listening, using silence appropriately, and developing rapport.

## Introduction

---

Pharmacists often must obtain information from patients as part of the patient assessment process. Inquiries range from rather simple requests, such as asking whether a patient is allergic to penicillin, to rather complex problems, such as determining whether a patient is taking a medication properly. Interviewing is an

important component in the disease management process as pharmacists obtain information for therapeutic decision making. Effective interviewing also allows pharmacists to evaluate patient adherence to medication regimens by asking appropriate questions. At first glance, this process appears to be rather simple; it is something pharmacists do many times each day. However, research and experience have shown that interviewing is a complex process in need of more attention, because the quality of the information received is not always optimal.

The accuracy, depth, and breadth of information provided by a patient in an interview are influenced by many factors, such as the patient's perception of the interview and the physical environment in which the interview takes place—factors that have been discussed earlier. However, the accuracy of the patient assessment is also influenced by the interviewing process and by the way questions are asked by pharmacists.

One of the first steps in the patient assessment process should be to determine not only what medications patients may take but also what patients already know about their medications and their health-related problems. Determining how much patients know is necessary because patient education strategies vary depending on the depth of understanding patients already possess. Patients who are very familiar with their medications have different needs than those who know relatively little. You become more efficient if you can identify those individuals who need extra counseling. It is inefficient to repeat information that patients already understand. By using an initial assessment technique, you essentially use the patient as a database to determine what information is already mastered. You then “fill in the void” with the information you think is important for a particular patient.

The process of interviewing goes beyond asking a series of preplanned questions in a certain order. Although this approach may be effective in some aspects of pharmacy care, such as screening for hypertension, it may not be the most appropriate approach in other situations, such as when patients are reluctant to talk about their problems (Bernstein et al, 1980). The basic skills discussed in this unit can be used in a variety of settings or situations, and, if used properly, can greatly enhance the efficiency of the interview and the quality of information obtained.

## Components of an Effective Interview

---

As mentioned earlier, conducting an effective interview is not a simple process. The interviewing process contains several critical components that should be mastered. The process is somewhat analogous to learning to drive a car. At first, you must learn specific skills, such as using the clutch, applying the brakes properly, and using the rearview mirror. Once these skills have been learned, the process becomes automatic and rather simple—until you have an accident. Then you must analyze what went wrong with your skills (e.g., you didn't use the turn signal, or you miscalculated your speed on a curve); the driving skill is then corrected or relearned, and you continue on safely. The same is true with effective interviewing. Certain communication and interviewing skills need to be mastered

and used or you are likely to have an incomplete or otherwise unproductive interview. The problems in the interviewing process can be minor (e.g., you miss one piece of information) or major (e.g., you fail to identify an important adverse effect the patient is experiencing to a medication). By considering the elements of effective interviewing in this chapter, you will be able to avoid problems and analyze what went wrong if a problem does arise.

## LISTENING

In general, people are better senders of information than receivers of information. We have been taught how to improve our verbal and written communication skills, but not our listening skills. Thus, we must concentrate much harder on the listening component of the communication process. Nothing will end an interview faster than having patients realize that you are not listening to them. Listening skills are discussed in Chapter 5; see the “Listening Techniques for the Interview Process” box for additional suggestions.



### Listening Techniques for the Interview Process

- **Stop talking.** You can't listen while you are talking.
- **Get rid of distractions.** These break your concentration.
- **Use good eye contact** (i.e., look at the other person). This helps you concentrate and shows the other person that you are indeed listening.
- **React to ideas, not to the person.** Focus on what is being said and not on whether you like the person.
- **Read nonverbal messages.** These may communicate the same or a different message than the one given verbally.
- **Listen to how something is said.** The tone of voice and rate of speech also transmit part of the message.
- **Provide feedback to clarify any messages.** This also shows that you are listening and trying to understand.

## PROBING

Another important communication skill is learning to ask questions in a way that elicits the most accurate information. This technique is called “probing.” Probing is the use of questions to elicit needed information from patients or to help clarify their problems or concerns. Asking questions seems to be a straightforward task, which it is in most situations. However, several things should be considered before asking a question. The phrasing of the question is important. Patients are often put on the defensive by questions. For instance, “why” type questions can make people feel that they have to justify their reason for doing a certain thing. It is usually better to use “what” or “how” type of questions. For example, people

might become defensive if asked “Why do you miss doses of medication?” instead of “What causes you to miss doses of medication?”

In addition, the timing of the question is important. Several questions in succession may leave the patient with a sense of being interrogated and therefore may raise the level of defensiveness. The patient should be allowed to finish answering the current question before proceeding to the next one. In addition, leading questions should be avoided. These questions strongly imply an expected answer (for example, “You don’t usually forget to take the medication, do you?” or “You take this three times a day with meals, right?”). These questions lead patients into saying what they think you want to hear rather than what the truth may be.

To conduct an effective interview, it is important to understand the differences between closed-ended and open-ended questions. A closed-ended question can be answered with either a “yes” or “no” response or with a few words at most. On the other hand, an open-ended question neither limits the patient’s response nor induces defensiveness. For example, a closed-ended question would be “Has your doctor told you how to take this medication?” The patient may only respond with a “yes” and not provide any useful information to you. On the other hand, an example of an open-ended question would be “How has your doctor told you to take this medication?” The phrasing of this question allows patients to state exactly how they perceive that the medication should be taken. Proper open-ended questions are harder to formulate than closed-ended questions, but they are more crucial in obtaining complete information and in decreasing the patient’s defensiveness by conveying a willingness on your part to listen. With an open-ended question you are allowing patients to present information in their own words.

Closed-ended questions reduce the patient’s degree of openness and cause the patient to become more passive during the interviewing process because you are doing most of the talking. Closed-ended questions also enable patients to avoid specific subjects and emotional expression. Closed-ended questions can connote an air of interrogation and impersonality. For this reason, closed-ended questions are referred to as “pharmacist-centered questions.” Open-ended questions do not require the other person to respond in your frame of reference. Open-ended questions permit open expression and for this reason are sometimes referred to as “patient-centered questions.” Closed-ended questions are necessary and are indeed useful; however, open-ended questions are less likely to result in misunderstanding, and they tend to promote rapport.

You may find a combination of open-ended and closed-ended questions most efficient for you in your practice. Patient encounters may be initiated with an open-ended question, followed by more directed, closed-ended questions. For example, if you want to know whether Mr. Raymond is experiencing bothersome side effects from his antihypertensive medication, you may say, “How have you been feeling since starting this medicine?” or “What things have you noticed since beginning this medication?” If symptoms that may indicate a side effect of the medication are mentioned, follow-up questions are indicated to assess the severity of the adverse effects, such as: “How bothersome are these side effects?” If necessary, open-ended questioning can be followed by more direct questions that focus on specific side effects often associated with a particular medication,

such as “Do you have trouble sleeping?,” “Do you feel weak?,” “Do you feel tired?,” and so on.

Experience has found that open-ended questions are more effective in assessing patient understanding. The Indian Health Service has developed an effective patient education program that uses a series of open-ended questions during the patient assessment process (Gardner et al, 1991). For new prescriptions, the questions “What did your doctor tell you the medication is for?,” “How did your doctor tell you to take the medication?,” and “What did your doctor tell you to expect?” are suggested as a way to structure the assessment of patient understanding of new prescriptions (Gardner et al, 1991). Open-ended questions provide an opportunity for you to assess whether or not the patient understands the key elements of drug therapy (shown in the accompanying box).



### Key Elements of Drug Therapy

- Purpose of medication
- How the medication works
- Dose/interval
- Duration of therapy
- Goals of therapy
- How effectiveness will be monitored
- Adverse effects and strategies to deal with these events
- Drug-specific issues

Based on these assessments of patient knowledge, you will be able to develop a strategy to deal with patients’ lack of knowledge or their misconceptions about drug use. You may provide additional information, calm their fears, and provide necessary encouragement. You may also give them take-home written material and follow up with a phone call in the future.

Whatever the purpose of the patient interview, be aware of when and how you ask a question. The ultimate test is this: Will the question I am about to ask be helpful in understanding the other person’s drug therapy needs and problems? Open-ended questions elicit more complete and unabridged information that does not squeeze the patient into your perspective. Open-ended questions convey a willingness to listen. Conversely, closed-ended questions reduce openness, can encourage passivity, and can lead to patient avoidance of emotional expression. Open-ended questions are almost always better than closed-ended questions because they yield more information. Of course, in some situations a simple “yes” or “no” answer will be necessary. Closed-ended questions help you collect specific clinical data efficiently. It takes practice to develop a good questioning technique that uses a combination of both closed- and open-ended questions to move the interview to its conclusion. Tact must also be developed when you use open-ended questions to prevent patients from wandering off into subject areas that might not be relevant to the situation.

## ASKING SENSITIVE QUESTIONS

Some questions you ask patients may be particularly sensitive. Questions assessing adherence, alcohol use, or use of recreational drugs may be difficult to ask. Assessment of effects (including side effects) of medications that relate to sexual functioning or sexually transmitted diseases may also require a diplomatic approach. There are a number of techniques that can make such questions easier to ask.

Before asking a question about a sensitive topic, let the patient know that the behaviors or problems you are asking about are common. If you acknowledge that “everyone” has similar problems, it makes the issue seem less threatening. For example, say to a patient “It is very difficult to take a medication consistently, day after day. Nearly everyone will miss a dose of medication once in a while” before asking specific questions about adherence. Framing the question in this way can make it feel safe for patients to admit that they are having difficulty adhering to a medication regimen. Patients do not fear that you will judge them harshly for missing doses of medication if you preface your question with an accepting statement. Gardner and colleagues (1995) refer to these remarks as “universal statements.” Examples of universal statements they identify include “This is a very common concern . . .,” “Frequently my patients have difficulty . . .,” and “Everybody has trouble with . . .”

Another technique for reducing the threat of sensitive questions is to ask whether the situation has ever, at any time, occurred and then ask about the current situation. For example, if you decide that you must assess use of illicit drugs, you may phrase the question in the following way: “Other types of drugs, such as marijuana, are commonly used. People might use it to relax or with friends at a party. Have you at any time in your life smoked marijuana?” If the answer is “yes,” the follow-up question might be “To put things in a more recent time frame, have you smoked marijuana during the past year?” Questions about frequency of use and use of other drugs could follow. A similar process could be used to obtain precise information on adherence with a prescribed regimen, such as use of anti-retroviral agents where strict adherence is important. Asking first whether the patient has ever missed a dose of a medication and then progressing to estimates of the number of doses missed in the last week may make the information the patient provides more reliable.

In addressing these issues, use of simple, clear-cut questions and a matter-of-fact manner is critical. The way you phrase the question and your tone of voice should be no different for a question on alcohol consumption as for a question on use of an over-the-counter (OTC) product.

In structuring the interview, it helps to embed more threatening topics among less threatening topics and to ask more “personal” questions later in the interview. For example, questions about alcohol consumption may be better accepted by the patient if they follow questions about caffeine consumption.

If patients seem reluctant to address an issue, it helps to discuss the reason why you are asking a particular question. A statement such as: “People often do not think of alcohol as a drug, but there are many medications that can interact with alcohol. I ask about alcohol use so that I can help you prevent problems with the medications you take.” If patients understand the reason for a question, they are more likely to respond honestly. If they do not know the reason, they may

make assumptions about why questions are being asked. Unfortunately, the assumptions they make may be more damaging than the truth. In any case, before asking **any** question, and especially one that may be sensitive, be sure that the question is necessary and that you have a clear need for the information in your efforts to help the patient.

## USE OF SILENCE

Another skill that you must learn in order to be an effective interviewer is the art of using silence appropriately. During the interview, there will be times when neither you nor the patient will speak, especially in the early moments. You must learn to treat these pauses as necessary parts of the process and not be uncomfortable with them. Many times, the patient needs time to think about or react to the information you have provided or the question you have asked. Interrupting the silence destroys the opportunity for the patient to think about this material. On the other hand, the pause might be due to the fact that the patient did not understand the question completely. In this situation, the question should be restated or rephrased. At the same time, too much silence when a patient is expressing feelings such as fear or depression may be interpreted by the patient as rejection. In this case, the patient may be seeking an indication that you understand the concerns expressed. Responding with empathy is a necessary component of any communication you have with a patient.

In any event, you should avoid the temptation to fill empty spaces in the interview with unnecessary talk. In fact, some studies have found that the more the “talk ratio” is in favor of the person being interviewed (i.e., the patient does more of the talking), the more likely that the interview will be successful. Thus, the patient should be able to relax and be allowed time to think during the necessary pauses in the interview process.

## ESTABLISHING RAPPORT

Successful interviews are marked by a high degree of rapport between the two parties. Rapport is built mainly on mutual consideration and respect. You can aid this process by using good eye contact, by using a sincere, friendly greeting, by being courteous during the discussion, and by not stereotyping or prejudging the patient. Each patient must be seen as a unique individual. As mentioned earlier, patients’ perceptions of you, the pharmacist, will influence their relationship with you. Thus, it is critical that you initiate the interaction in a friendly, professional manner.

## Interviewing as a Process

---

Proper planning and sequencing of the interview are essential in carrying out an effective patient assessment. Before an interview is started, several decisions must be made regarding how it will be structured. The type of approach usually depends on the type of information desired and the environment and time available for it.



## Interview Considerations

- Type of Information
- Type of Environment
- Starting the Interview
- Ending the Interview

### TYPE OF INFORMATION

Before the interview begins, you should determine the amount and type of information desired. In other words, what exactly do you want to accomplish? For example, if you need to find out specific pieces of information, you will want to have more control over the interview process. This is referred to as the *directed* interview approach. However, if the outcome is unknown or somewhat ambiguous, you need to use a more *nondirected* approach. This approach allows the interview to become more free-flowing; the points of discussion are raised by the patient rather than by you. When you use this approach, you hope the problem or concern will surface, allowing you to deal with it. In the nondirected approach, open-ended questions should be used more frequently than closed-ended questions. However, even in the directed approach you can ask an initial open-ended question to assess patient understanding as discussed earlier.

### TYPE OF ENVIRONMENT

Planning for the interview must include consideration of the type of environment available. The environment is critical, because one of the fundamental principles of interviewing is to provide as much privacy as possible. Research has shown that the degree of privacy is related to many critical outcomes of the interview process (for example, the level of patient understanding of the information provided and the degree of adherence with the treatment regimen). As the privacy of the setting improves, the amount of information retained by the patient increases, along with the likelihood that the patient will take the prescribed medication appropriately (Beardsley et al, 1977). Privacy also allows both you and the patient to express personal concerns, to ask difficult questions, to listen more effectively, and to share honest opinions. Unfortunately, the setting of the interview in many pharmacies—over a busy prescription counter or in other areas where distractions abound—is not always optimal. Before you begin the interview, interruptions should be reduced as much as possible. A partition at the end of the prescription counter, a special room, or a consulting area can provide the necessary privacy.

### STARTING THE INTERVIEW

After considering the type of environment available and the type of information desired, you should start the interview by greeting patients by name and by

introducing yourself to patients if you do not know them. This helps establish rapport with the patient. You should also state the purpose of the interview, outline what will happen during the interview, and put the patient at ease. The purpose of the interview should be stated in terms of the benefit to the patient. The amount of time needed, the subjects to be covered, and the final outcome should be mentioned so that the patient has a clear understanding of the process. For example, a pharmacist seeing a patient for the first time might say:

Hello, Mr. Pearson, I'm Jane Bradley, the pharmacist (the introduction). Since you are new to our pharmacy, I would like to ask you a few quick questions about the medications you are now taking (the subjects to be covered). This will take about 5 to 10 minutes (the amount of time needed) and will allow me to create a drug profile so that I can keep track of all the medications that you are taking. This will help us identify potential problems with new medications that might be prescribed for you (the purpose/outcome).

Such a beginning allows you to define the limits and expectations of the interview. After the interview is started, the following suggestions will help you conduct a more efficient interview:

1. Avoid making recommendations during the information-gathering phases of the interview. Such recommendations prevent the patient from giving you all the needed information and can interfere with your ability to grasp the "big picture" of patient need.
2. Similarly, do not jump to conclusions or rapid solutions without hearing all the facts.
3. Do not shift from one subject to another until each subject has been followed through.
4. Guide the interview using a combination of open- and closed-ended questions.
5. Similarly, keep your goals clearly in mind, but do not let them dominate how you go about the interview. Flexibility is required so that you can reinforce patients for bringing up issues they consider important. In order for the communication to be patient-centered, the patient must have some control over the communication process itself.
6. Determine the patient's ability to learn specific information in order to guide you in your presentation of the material. Reading ability, language proficiency, and vision or hearing impairments would all influence the techniques you use in interviewing and counseling a patient.
7. Maintain objectivity by not allowing the patient's attitudes, beliefs, or prejudices to influence your thinking.
8. Use good communication skills, especially the probing, listening, and feedback components.
9. Be aware of the patient's nonverbal messages, because these signal how the interview is progressing.
10. Depending upon your relationship with the patient, move from general to more specific questions and less personal to more personal subjects. This may remove some of the patient's initial defensiveness.
11. Note-taking should be as brief as possible.

## ENDING THE INTERVIEW

Bringing the interview to a close is often more difficult than starting the interview. It is a crucial part of the interview process because a person's evaluation of the entire interview and your performance may be based on the final statements. People seem to remember best what was said last. Therefore, care should be taken not to end the interview abruptly or to rush the patient out the door.

If you have provided important information to the patient, you should determine whether or not the patient understood the material correctly at the end of the interaction. For example, you could say to the patient: "I want to make sure I have explained everything clearly. Please summarize for me the most important things to remember about this new medicine." Other simple open-ended questions, such as "When you get home, how are you going to take this medication?" or "What side effects are you going to look for when taking this medication?" will allow patients to reflect on what they heard and understood. Gardner and colleagues (1991) refer to this part of the interview as the "Final Verification" of patient understanding.



Pharmacist reviewing instructions with patient.

---

To conclude the interview, you will want to briefly summarize the key information provided by the patient. A summary allows both parties the opportunity to review exactly what has been discussed and helps clarify any misunderstanding. It is essential that both people agree about what has been said. A summary sets the stage for future patient contact and expectations that you both have of one another. A summary also tactfully hints to the patient that the interview is ending. In conjunction with a summary you can use nonverbal cues to indicate to the patient that the interview is over. For instance, you could get up from the chair or change your stance in such a way that indicates that you need to move on. A simple closed-ended question such as: “Do you have any further questions?” or a statement such as: “I’ve enjoyed talking with you. If you think of something you forgot to mention or have questions when you get home, please give me a call” may also be useful. The ending of the interview is a good time for you to reassure the patient about a particular problem. However, this should not be false assurance, such as “Everything is going to turn out okay” or “Don’t worry about it.” Instead, you should state, “I will try to help things get better for you” along with specific action or follow-up you will implement. Tell the patient how and when you would like to contact him or her (e.g., by telephone call in one week) to make sure that a problem identified has been resolved and the patient is responding well to any therapeutic changes that have been made. With a new prescription, follow-up is also important to identify and resolve possible problems early in treatment. Waiting until a refill visit to find out how a patient is doing with a new prescription is often not the most timely or effective way to monitor response to a medication. Before terminating the patient interview, you should reflect on whether the goals of the interview were accomplished and what should be done if they were not. After the patient has left, you should assess in your own mind what went well and what could have been done differently to help you continue to improve your interviewing skills. Finally, key information must be documented as part of the patient record. The information that should be documented from a patient interview is described later in this chapter.

## Interviewing in Pharmacy Practice

---

Interviews in pharmacy practice are often thought of in terms of complete medication history interviews. However, if an interview is thought of as a process of obtaining information from patients to assess potential medication-related problems, then there are a number of activities that pharmacists engage in that can be thought of as interviewing. Assessing the health problems a patient presents before making an OTC recommendation is a targeted interview. Evaluating a patient’s response to treatment and perceived problems related to medication therapy during a refill visit is another example of an interview. The specific questions that are asked may vary somewhat because the purpose of the interview varies, but the skills involved in gathering information from patients in order to make an assessment of patient problems and needs remain the same.

In assessing medication therapy, such as in a medication history interview, it is necessary to ensure that you have a complete listing of medications being taken,

including prescriptions, OTCs, herbals, and other complementary and alternative medicines. For each medication, an assessment is made of: (a) the patient perception of the purpose of the medication, (b) the way the medication is actually being used by the patient, (c) patient perceived effectiveness (along with specific information on indicators of effectiveness derived from physician reports to the patient or patient self-monitoring of response), and (d) problems the patient perceives with therapy. It is also important to ask patients about health problems they have been experiencing or ones that have been diagnosed but that are not currently being treated with medication. You want to uncover health problems that should be brought to the attention of providers but, for whatever reasons, have not already been discussed. Perhaps the patient does not consider the problem “important” enough or perhaps the costs associated with office visits and treatment are of concern. Fears related to an imagined diagnosis may prevent patients from seeking care. In other cases, a patient may have received a diagnosis (e.g., type 2 diabetes) that is being treated by means other than medication (e.g., diet and exercise). Additionally, patients may have received a diagnosis and been prescribed a medication for a chronic condition that they decided on their own not to use or to discontinue taking. Medication-related problems include not only problems with medications being taken, but also drug therapy that is needed but is not being received by the patient.

Case Study 7.1 is an example of an interview in a community pharmacy setting. A new patient, Robert Evans, comes to the pharmacy and presents a prescription for hydrochlorothiazide. The pharmacist, Ed Robinson, initiates a brief interview with the patient.

### CASE STUDY 7.1

**Ed:** Hello. Are you Robert Evans?

**Robert:** Yes.

**Ed:** Mr. Evans, I’m Ed Robinson, the pharmacist here. I would like to sit down with you and talk about the medications you currently take. This can help us identify problems you might be having with your drug therapy. We can talk while the technician is filling your prescription. Do you have about 10 minutes?

**Robert:** Sure. I was going to wait for my prescription anyway.

**Ed:** Let’s start with the prescription you brought in today. What has your doctor told you about this medicine?

**Robert:** Dr. Carter told me I have high blood pressure. This isn’t the first prescription for this hydrochlorothiazide (HCTZ) medicine though. I’ve been taking it about three years. My old prescription ran out of refills. Dr. Carter gave me a new one today.

**Ed:** When were you first diagnosed with high blood pressure?

**Robert:** About three years ago. I don’t remember what my blood pressure was but the doc said it was high.

**Ed:** Are you taking any other medications for your high blood pressure?

**Robert:** No, just the one.

**Ed:** How well has the HCTZ medication worked for you?

**Robert:** It has done the trick. Dr. Carter says I'm doing great.

**Ed:** That must be encouraging to hear! Tell me, what was your blood pressure today when you saw Dr. Carter?

**Robert:** 125/85. I take my blood pressure myself every day and it always stays around that.

**Ed:** It's a great idea to keep track of your own blood pressure. How often do you see Dr. Carter to have your blood pressure checked by him?

**Robert:** I see him every 6 months. At first it was every couple of months, but he said I am doing so well now, he doesn't have to see me as often.

**Ed:** Tell me, what problems have you had with this medication?

**Robert:** I haven't had any problems.

**Ed:** Have you noticed any side effects or symptoms you think are related to the medication?

**Robert:** I haven't had any side effects. I really haven't had any problems with the medication.

**Ed:** In terms of how you have been taking the HCTZ, describe your schedule on a typical day.

**Robert:** I swallow it with my orange juice when I eat breakfast.

**Ed:** It's sometimes difficult to take a medication every day, day after day. How often would you say you miss a dose in a typical week?

**Robert:** I never miss. I fill up one of those weekly pill containers every Sunday and keep it beside the cereal in the cupboard so I remember to take it. Last time I forgot to take it was a month or so ago. I had gone to a restaurant for breakfast and I forgot it that morning. But that hardly ever happens.

**Ed:** Sounds like you really stay on top of it. Are there other things you do to help you control your high blood pressure?

**Robert:** Dr. Carter put me on a diet and exercise program. I've lost over 50 pounds in the past couple of years. I don't eat a lot of salt either.

**Ed:** You're really doing what you need to do to keep your blood pressure down. Do you have any questions or concerns about your medicine or your high blood pressure?

**Robert:** No. I think I've been doing fine. I've gotten used to taking a pill every day.

**Ed:** If any concerns do come up in the future, please let me know. Next, let me ask about other prescription medications you might currently be taking?

**Robert:** I don't take anything else. One drug is all I take.

**Ed:** I see. Let me switch to over-the-counter products that you can buy without a prescription.

**Robert:** I don't take anything. Maybe Tylenol once a year for a headache. Doc told me not to take anything for a cold without checking with him or a pharmacist. I don't like taking drugs so I don't use that stuff you can buy in a grocery store.

**Ed:** Any vitamins or herbal products?

**Robert:** Nope.

**Ed:** Do you have any health concerns or other conditions a doctor has told you about that you are not treating with medication?

**Robert:** None. I'm healthy except for the high blood pressure.

**Ed:** That's good to hear. Do you have any allergies, especially reactions to medications?

**Robert:** No, no allergies at all.

At this point, the pharmacist might conclude the interview by thanking the patient for taking the time to answer questions, making sure there is not another issue related to drug therapy the patient might want to discuss. Finally, he can make himself available by telephone or in person if the patient wants to discuss drug therapy or any health concerns in the future.

---

In Case Study 7.1, the goal of the questions the pharmacist asked Mr. Evans was to establish a medication record along with a record of current medical conditions. In addition, the pharmacist sought to obtain the information needed to assess the effectiveness of and problems with the treatment of current conditions. The interview was limited, focusing on information needed to assess problems with current therapy and to uncover health problems that are not being treated with medications. For the medications the patient was currently taking, assessment focused on:

- Patient understanding of purpose
- Actual patterns of use and possible problems with use, including nonadherence
- Perceived effectiveness along with specific information from physician monitoring and patient self-monitoring that could provide additional "evidence" the pharmacist could use to assess patient response to treatment
- Patient perceptions of problems with therapy

Patient-perceived problems may include side effects experienced, cost concerns, inconvenience of dosing schedules, and so on. Phrasing a very open-ended question about problems allows patients to discuss anything they might perceive as problematic. More direct or closed-ended, follow-up questions about specific issues of concern, such as whether the patient has experienced symptoms that may indicate adverse reactions to the medication, may be indicated to assure that such an important issue is not overlooked.

In the Case Study, the pharmacist made the judgment to conduct a focused, brief interview. However, more extensive data gathering may be desirable or a series of interviews over time may be necessary in order to obtain a more complete picture of the patient's medical conditions and treatment needs. For example,

a more intensive interviewing process has been described as a key component of the Pharmacist's Work-up of Drug Therapy (Cipolle et al, 1998). This work-up is designed to thoroughly evaluate a patient's drug-related needs and drug therapy problems. Information is obtained in a number of areas, including demographics and family history, past medical history, current medical problems, allergies and adverse drug reactions, lifestyle issues related to health, immunization history, a medication record of current and recent past medication use, and a review of systems for thorough assessment of drug-related needs of the patient.

One benefit of conducting an in-depth interview is that you will be better able to determine a patient's quality of life (QOL), which is an important measure of therapeutic success. Patients' QOL beliefs may help you determine how they define therapeutic success. To you, the therapy may appear to be working while to your patient it is not, since it has not improved his or her ability to engage in desired activities. Using probing questions related to quality of life functioning during the interview process allows you to explore important factors related to quality of life and satisfaction with therapy.

## Interviewing and Patient-Reported Outcomes

---

When we hear the term "drug therapy monitoring" we may immediately think of clinical monitoring using lab values or monitoring devices. However, monitoring for many medications relies wholly or primarily on patient self-reports of therapeutic effect. Evaluation of depression, pain, anxiety, insomnia, migraine headaches, and menopausal symptoms are based on patient self-report of symptoms. Management of other diverse conditions, including asthma, seizure control, arthritis, COPD, gastrointestinal disorders, and ADHD rely on patient or caregiver reports to diagnose the condition and monitor effectiveness of therapy. Evaluation of tolerability or adverse effects of almost any drug therapy must include self-report or caregiver report of symptoms. In addition, use of self-monitoring devices and patient communication of results are crucial in monitoring a number of chronic diseases, including diabetes, hypertension, and increasingly, anti-coagulation therapy.

The term "patient-reported outcome" in the literature is usually used to refer to quality-of-life outcomes or patient satisfaction with care. However, the term can be understood more broadly as any outcome reported subjectively by the patient or caregiver. In pharmacy practice, outcome assessment consists largely of patient reports of symptom experience, functional physical and mental status, and perceived changes in health status. In addition, having patients report on physician-conducted monitoring can help the pharmacist assess therapeutic response as well as patient understanding of goals of therapy and the monitoring process. These patient reports can provide information as well on the regularity with which lab values are obtained and therapeutic progress monitored by the physician. While some patients may not have specific information on lab values, others will be able to report INR, HbA1c, viral load, or cholesterol values and have a sophisticated level of understanding of the management of their therapy.

Research has examined which patient-reported outcomes are used as efficacy endpoints in product labeling for drugs newly approved by the U.S. Food and Drug Administration (Willke et al, 2004). The patient self-reported endpoint measures involved health-related quality of life, health status, event logs, symptom reports, adherence reports, and satisfaction with treatment. Patient-reported outcomes were endpoints in 30% of product labels reviewed. Some therapies rely exclusively on patient-reported outcomes to measure both effectiveness and adverse effects.

Depression is one condition where both diagnosis and monitoring of effectiveness rely on patient self-report of symptoms. Often depressed persons initially self-treat their symptoms such as pain, insomnia, and gastrointestinal distress. Pharmacists may, in such situations, be instrumental in conducting initial screening of such symptoms and referring the patient if depression seems probable. A quick screen for possible depression is the two-item Primary Care Evaluation of Mental Disorders: PRIME MD—depression screen, which can be found at the following website: [http://www.oqp.med.va.gov/cpg/MDD/MDD\\_cpg/content/appendices/mdd\\_app1\\_fr.htm](http://www.oqp.med.va.gov/cpg/MDD/MDD_cpg/content/appendices/mdd_app1_fr.htm). The two initial yes/no questions in the screen are:

1. During the past month, have you often been bothered by feeling down, depressed, or hopeless?
2. During the past month, have you often been bothered by having little interest or pleasure in doing things?

Persons who answer “yes” to either question should be referred for a more thorough assessment by a clinician. In addition, patients can access self-assessment screening instruments that indicate the level of depressive symptomology, such as the one described at the Mayo Clinic website ([http://www.mayoclinic.com/health/depression/MH00103\\_D](http://www.mayoclinic.com/health/depression/MH00103_D)). Standardized instruments that measure depression include the Center for Epidemiological Studies—Depression Scale (CES-D), the MOS Medical Outcomes Study depression questions, and the Hamilton Depression Scale, all of which are included on the Veterans Administration website ([www.oqp.med.va.gov/cpg/MDD/MDD\\_cpg/content/appendices/mdd\\_app1\\_fr.htm](http://www.oqp.med.va.gov/cpg/MDD/MDD_cpg/content/appendices/mdd_app1_fr.htm)).

For patients beginning antidepressant therapy, it will be important to assess the symptoms they have been experiencing. The frequency, duration, and severity of symptoms identified, such as waking up every night for a month and not being able to get back to sleep, will help you identify the particular symptoms experienced by the individual patient initiating drug therapy. This information can then serve as the baseline by which to evaluate response to therapy as treatment progresses.

Pain is another condition that relies almost exclusively on self-report of symptoms. A familiar scale for measuring pain intensity is the Visual Analogue Scale (Wallerstein, 1984), which says to the patient “If zero is ‘no pain’ and 10 is ‘worst possible pain,’ how would you rate your pain now?” and “What is the worst your pain has been in the last week?” In addition, assessment should establish patient goals for therapy with a question such as “What level of pain control on the 0 to 10 scale would you need to achieve to allow you to carry out the activities you desire?”

In addition to interviewing patients about therapeutic outcomes, resources have been developed to facilitate patient report of response to therapy. These resources include diaries and forms to document use of medications, effectiveness of

therapy, and adverse effects or other problems experienced. The Write Track: Personal Health Teacher (1997) assists cancer patients in documenting response to medications being taken, including pain medications. In addition, the diary entries document side effects of chemotherapy and other medications being taken. This documentation is shared with providers in order to facilitate the joint decision-making process, including planning when to schedule chemotherapy. Use of this system of monitoring adverse events while undergoing chemotherapy was found, according to patients, to be valuable and one they would recommend to others with cancer.

For **any** therapy, monitoring involves knowing the key indicators of effectiveness for each particular therapy, the baseline values for the patient, and the goals of therapy for the patient. This information is required to determine effectiveness of treatment or progress toward treatment goals. The systematic gathering of information to evaluate therapy is necessary whether the measures involve lab values or patient self-reported response.

## Documenting Interview Information

---

The documentation process is a means of assuring continuity of care to patients. The information documented in a note becomes the “institutional memory” of the care that has been provided to patients. This will assist in your own follow-up care as well as communicate to colleagues about the care you have provided to a particular patient. Such communication is essential to the functioning of a health care team.

A format for documentation that is familiar to health care professionals is the SOAP note. SOAP is an acronym for Subjective, Objective, Assessment, and Plan. Subjective information is that information reported by the patient or patient caregiver, such as symptom experience or self-report of adherence. Objective information is that provided by a lab test or physical exam. If a pharmacist, as part of an interview with a hypertensive patient, takes the patient’s blood pressure, for example, this would be documented as objective information. The Assessment section includes a description of any medication-related problem identified during the interview. For example, a problem may be lack of therapeutic response secondary to reported nonadherence. The assessment should be as specific as possible in order to lead logically to the plan to resolve the problem (the “P” portion of the SOAP note). For example, nonadherence caused by inability to pay for the prescription requires a different intervention plan from nonadherence caused by forgetting doses.

By the same token, if you obtained information that indicated that the patient was responding well to treatment and had no problems with a medication regimen, this information should be noted and the assessment documented that no problems were identified. This serves to document that the assessment was made. Lack of information on a regimen could be interpreted by a third party to mean that you asked no questions about that regimen and an assessment was not made. To make sure communication with colleagues is unambiguous, document findings that indicate appropriate use, adequate response, and no problems with the regimen.

Once the assessment of a problem is made, based on the subjective and objective information included in the note, the plan should detail the actions to be taken to resolve the problem. The plan should include both an intervention plan and a monitoring plan. These plans must be specific. Specify action that will be taken by you, the date the action will be taken, and when follow-up with the patient will occur. For example, an intervention may require a consultation with a prescribing physician for a change in therapy. Document when the physician will be contacted, how (e.g., by phone), what will be recommended, and how the change in therapy will be initiated. The description of the initiation of a change should specify the new regimen as well as who will inform and educate the patient about the changes in therapy. In addition, the plan would document when follow-up with the patient will be initiated to assess the effects of any changes or recommendations made to improve therapy.

## Interviewing Using the Telephone

---

Many times you need to collect information from patients by telephone. In light of the importance of the telephone, you should strive to maximize its effective use. Effective telephone skills can also help create a positive image for your pharmacy and lend support to your professional credibility. In addition, proficient telephone communication can contribute to personnel productivity and, ultimately, to the professional success of your pharmacy. The following should be considered during this type of interaction:

1. Cue yourself to smile before you pick up the telephone. Your friendly attitude will be transmitted through the tone, pitch, volume, and inflection of your voice.
2. If at all possible, answer the telephone or have a fellow employee answer it within the first three or four rings.
3. Identify the pharmacy and yourself, providing both your name and position (e.g., “Professional Pharmacy, Jane Jones speaking. May I help you?”). While it may appear burdensome to identify yourself fully to every caller, you should keep in mind that each call may represent the first contact the caller has with you and your pharmacy. Even if it is not the first contact, each call is a uniquely important communication for the caller and should be treated with respect.
4. Give your full attention to the call. Nothing is more irritating to callers than to be given the impression that they are competing for your attention.
5. Ask for the caller’s name and use the name in the conversation, particularly at the conclusion of the call. Not only does this reduce possible confusion and error, but by asking for and using the caller’s name, you communicate in a more personal manner.
6. If you must place the caller on hold (for a short time only) ask, “May I put you on hold while I look up your prescription?” In these circumstances, it is important that you do the following:
  - a. Tell callers why you want to put them on hold;
  - b. Ask if they would mind waiting a brief time, or would prefer to call back (if appropriate); and
  - c. On returning to the telephone, say, “Thank you for waiting.”

7. At the conclusion of the call, end it graciously (e.g., “Thank you for calling”).
8. If possible, allow the caller to hang up first. This will allow the caller time to remember that extra request. It will also project in a subtle manner your sincere willingness to listen.

Besides receiving telephone calls, many times you must call physicians or other health care professionals to obtain additional information regarding a patient. The following suggestions may help make these calls more efficient.

1. Before you pick up the receiver, be sure you have any and all information related to the call readily available. Prescription, patient, and other relevant information should be obtained before your telephone conversation starts.
2. Before you pick up the receiver, determine with whom you need to speak in order to achieve your goal for calling.
3. Most importantly, before you pick up the receiver ask yourself, “Is this call necessary?”
4. Identify yourself, your position, and the pharmacy first. Then, if it is not already provided to you, ask for the same information from the person who has answered your call.
5. After introducing yourself, state in clear, concise terms the reason for your call. Be assertive! Do not begin by apologizing (“Sorry to bother you”). You have already decided that the call is necessary.
6. If the nature of your call dictates that it will exceed more than a couple of minutes, ask the person whether they have time to talk with you for a few minutes.
7. Conclude the conversation with a sincere “Thank you.”

## Summary

---

Gathering information from patients is a complex process that at times is difficult to master because it involves interactions between two persons. No two interactions are exactly the same, because the sequence of events and the people involved are never exactly the same. Interviews require different levels of flexibility based on the needs of the patient; they also require some type of structure to assure a time-efficient, clear exchange of information between you and the patient. In order to conduct a successful interview, certain communication skills need to be mastered. If the two parties are not communicating well, the entire interview process can break down, and the possibility of future positive interactions between the patient and pharmacist can be jeopardized. You must learn how to ask open-ended questions, to transmit information clearly, listen effectively, provide feedback, use silence, and develop rapport. Development of these skills takes time. In addition to using good communication skills, you must realize how to structure the interview. The type of environment, the type of approach, and how to start and how to end the interview are critical to the interview process.

The first step in improving this process is to realize that the effective use of these skills will lead to a more productive interview. You should evaluate each interview by asking such questions as “Did the patient appear to be relaxed and

open?” or “Did I check to see whether the patient understood me correctly?” Such an analysis will reveal possible areas that need improvement.

The interview is a dynamic process that can always be improved. You cannot rest on previous successes, because many things in the process can be improved. At the same time, you should not worry about saying the wrong thing or putting your foot in your mouth. Most patients are forgiving, and relationships can be salvaged even after a negative encounter. The key is to identify what went wrong and correct it the next time you conduct an interview.

## REVIEW QUESTIONS

1. What are the critical components of an effective interview?
2. Why are people better senders of messages than receivers?
3. What are the differences between open-ended and closed-ended questions, and when should each be used?
4. What are five techniques that improve telephone productivity?

## REFERENCES

- Beardsley RS, Johnson CA, Wise G. Privacy as a factor in patient counseling. *Journal of the American Pharmacists Association* NS17: 366, 1997.
- Bernstein L, Bernstein RS. *Interviewing: A Guide for Health Professionals*. New York: Appleton-Century-Crofts, 1980.
- Cipolle RJ, Strand LM, Morley PC. *Pharmaceutical Care Practice*. New York: McGraw-Hill, 1998.
- Gardner MG, Boyce RW, Herrier RN. *Pharmacist–patient Consultation Program: An Interactive Approach to Verify Patient Understanding*. New York: Pfizer, 1991.
- Gardner MG, Boyce RW, Herrier RN. *Pharmacist–patient Consultation Program, Unit 3: Counseling to Enhance Compliance*. New York: Pfizer, 1995.
- Depression self-assessment. Retrieved August 19, 2006, from [http://www.mayoclinic.com/health/depression/MH00103\\_D](http://www.mayoclinic.com/health/depression/MH00103_D).
- Symptoms of depression—screening instruments. Retrieved August 19, 2006, from [http://www.oqp.med.va.gov/cpg/MDD/MDD\\_cpg/content/appendices/mdd\\_app1\\_fr.htm](http://www.oqp.med.va.gov/cpg/MDD/MDD_cpg/content/appendices/mdd_app1_fr.htm).
- Wallerstein SL. Scaling clinical pain and pain relief. In: Bromm B, ed. *Pain Measurement in man: Neurophysiological Correlates of Pain*. New York: Elsevier, 1984.
- Willke RJ, Burke LB, Erickson P. Measuring treatment impact: a review of patient-reported outcomes and other efficacy endpoints in approved product labels. *Controlled Clinical Trials* 25: 535–552, 2004.
- The Write Track: Personal Health Teacher, Doctors & Designers*. Princeton, NJ: Bristol-Myers Squibb, 1997.

## SUGGESTED READINGS

- Krueger KP, Felkey BG, Berger BA. Improving adherence and persistence: a review and assessment of interventions and description of steps toward a national adherence initiative. *Journal of the American Pharmacists Association* 43: 665, 2003.
- Rollnick S, Mason P, Butler C. *Health Behavior Change: A Guide for Practitioners*. Edinburgh: Churchill Livingstone, Robert Stevenson House, 1999.



# Helping Patients Manage Therapeutic Regimens

Introduction

False Assumptions About Patient Understanding and Medication  
Adherence

Techniques to Improve Patient Understanding

Techniques to Establish New Behaviors

Techniques to Facilitate Behavior Change

Theoretical Foundations Supporting Behavior Change

Applying Motivational Interviewing Principles and Strategies

## Overview

---

This chapter presents techniques to help patients manage drug therapy by building better patient understanding about their medication therapy and facilitating patient adherence to treatment regimens. Some of these techniques utilize specific skills discussed in previous chapters. Additional skills are described which help patients motivate themselves to make behavioral changes in the direction of improved health.

## Introduction

---

A well-known physician once approached his colleagues with this admonition: “Keep watch also on the fault of patients which often makes them lie about taking of things prescribed.” Hippocrates made this remark over 2000 years ago! Unfortunately, concern about how patients actually use their prescribed medications continues to this day.

The terms “compliance,” “adherence,” and more recently “concordance” have been used to describe the relationship between patient medication taking

behaviors and the regimens prescribed by providers. Sackett and Haynes (1976) defined compliance as the extent to which a person's behavior coincides with the medical advice given. This definition is in line with a more traditional patient-provider relationship in which providers told patients what to do and patients presumably did it (complied). The term "adherence" has largely replaced "compliance" and was intended to move away from the paternalistic view of patients as individuals who simply did as they were told. More recently, the term "concordance" has been used to acknowledge that patient medication use takes place in the context of the relationship between patients and providers. Concordance obligates providers and patients to reach mutual decisions. This joint decision making requires a meaningful dialogue between patients and providers on medical options and patient preferences. The Royal Pharmaceutical Society of Great Britain (1997) defined concordance as "an agreement reached after negotiation between a patient and health care professional that respects the beliefs and wishes of the patient in determining whether, when and how medicines are to be taken."

Lack of patient adherence to medication therapy remains a major health issue according to an Institute of Medicine report (IOM, 2001). The World Health Organization (2003) issued a report on adherence to long-term therapies summarizing what is known about rates of nonadherence for treatment of chronic conditions. The exact rate of adherence to medication regimens reviewed in this report varies from study to study since researchers in this area define and measure adherence differently. Some researchers use indirect methods of measuring adherence (interview patients and family members, have patients keep diaries) while others use more direct methods (assessing blood or urine levels of medication). However, regardless of definition and measurement, adherence rates are well below 100%. The consensus is that adherence rates for long-term therapies tend to be about 50%. The exact cost of nonadherence is also unclear since it can affect so many aspects of medical care utilization and so many sources of direct and indirect costs associated with poorly controlled diseases. The costs also vary depending on the medical condition and type of therapy. In some conditions, costs are extremely high. For example, nonadherence has been found to be the primary predictor of rejection of transplanted organs, resulting in significant health care costs as well as increased suffering for patients (Buller et al, 2004; De Geest et al, 2001). Most nonadherence has a negative effect on patient health which, in turn, can result in increased emergency room and physician visits, increased hospitalizations, decreased productivity in the work place, disability, and premature death.

Numerous reasons exist for why adherence is less than optimal. Some reasons are related to patients, some are related to health care providers, and others evolve from the health care delivery system. The system issues include insurance status, access to medications, and other economic concerns. Reasons for nonadherence to regimens include patient perception of medications and the perceived value of following treatment plans as prescribed. Patient perceptions of the severity of the illness, the value of treatment, and confidence in their own ability to adhere determines the likelihood of adherence (Ammassari et al, 2002; Godin et al,

2005; Johnson et al, 2003; Aljaseem et al, 2001; Byrne et al, 2005; Perkins, 2002). Patient beliefs in the positive outcomes of therapy as well as their confidence in their own ability to adhere are crucial. Many patients are afraid of taking medications, while some may rely too heavily on medications and take more than prescribed. Simplified dosing regimens, particularly once a day dosing, has been found to be associated with higher rates of adherence (Iskedjian et al, 2002). A recent review of research found higher levels of social support to consistently have a positive relationship to adherence (DiMatteo, 2004). A positive patient–provider relationship with a collaborative communication style has been found to be related to adherence to therapy and to improved outcomes of treatment (Lewis, 2006; Maddigan et al, 2005; Murphy et al, 2004). Negative patient mood, including depression and anxiety, has been found to be associated with nonadherence in a number of disease states (Gehi, 2005; Gonzalez et al, 2004; Phillips et al, 2005; DiMatteo et al, 2000). While certain variables have been found to be related to adherence, it is important to keep in mind that adherence is multidimensional with variability across different people as well as variability for an individual person in different situations, for different therapies, and for a specific therapy over time.

Before pharmacists are able to help a patient improve adherence to a treatment regimen, they must understand the underlying causes of the nonadherence in this particular patient. Nonadherence can be divided into two broad categories: unintentional or inadvertent nonadherence and intentional nonadherence. Inadvertent nonadherence typically involves forgetting to take medications at prescribed times. Intentional nonadherence involves decisions a patient has made to alter a medication regimen or to discontinue drug therapy (permanently or temporarily). For example, a patient may decide to stop taking a medication due to an uncomfortable side effect or skip doses of a medication that should not be taken with alcohol before going to a party. As discussed in the following sections, pharmacists would use different approaches to resolving problems depending on the underlying cause of the nonadherence.

## False Assumptions About Patient Understanding and Medication Adherence

---

As a pharmacist, you will be in a position to help patients avoid medication-related problems. In order to do this you must have a clear picture of what medications patients take, how they take them, and what their response to therapy has been, including both positive and negative perceptions. You should not make generalized assumptions nor take for granted that patients understand all aspects of their drug therapy before they get to the pharmacy. The following are some common issues that should be kept in mind.

1. Do not assume that physicians have already discussed with patients the medications they prescribe (Svarstad, 1986; Makoul et al, 1995). Makoul and colleagues (1995) found that physicians discussed instructions for taking

a medication being prescribed during most of the encounters (87%). However, only about half of the encounters included a discussion of the intended benefits of the medication. Possible side effects were discussed in 22% of encounters, and the patient's ability to follow the treatment plan was discussed in less than 5% of encounters.

2. Do not assume that patients understand all information provided. Even seemingly straightforward label directions like “take one tablet every six hours” are misinterpreted by a large percentage of patients (Hanchak et al, 1996). For patients, every six hours is often interpreted to mean that they are supposed to take doses only during waking hours and thus take only three doses a day. Number of doses per day and recommended spacing of doses, along with the minimum safe spacing of doses, should be understood by patients. Written information for a variety of medications advises: “If you miss a dose, take it as soon as you can. If it is too close to the next dose, skip the dose. Do not double up on doses.” Such advice is not specific enough unless the pharmacist gives information on how close is “too close” in the spacing of doses for any particular medication.
3. Do not assume that if patients understand what is required, they will be able to take the medication correctly. Understanding of regimen demands is necessary but not sufficient to assure adherence. Implementing a new medication regimen requires a change in behavior, which is often difficult.
4. Do not assume that when patients do not take their medications correctly that they “don’t care,” “aren’t motivated,” “lack intelligence,” or “can’t remember.” These assumptions prevent you from focusing on the real problems causing nonadherence. Many patients want to take their medications correctly but are not able to manage this due to a variety of reasons that will be discussed later in this chapter.
5. Do not assume that once patients start taking their medications correctly, they will continue to take them correctly in the future. You need to assess medication use and reinforce key messages during subsequent patient counseling sessions. Often patients adhere to regimens while providers monitor adherence closely but lapse into nonadherence as provider attention and reinforcement decreases (Patel et al, 2005). The challenge is to help motivate patients to take their medications correctly when there is no apparent harm that they can detect from not doing so.
6. Do not assume that physicians routinely monitor patient medication use and will thus intervene if medication problems exist. Because many patients visit multiple physicians, physician office records are often incomplete. In addition, physicians vary greatly in their skills in assessing patient adherence (Sherman et al, 2000).
7. Do not assume that if patients are having problems, they will ask direct questions or volunteer information. Avoid being lulled into complacency by thinking that if patients have problems they will contact you. This assumption ignores the fact that patients may be embarrassed to admit having problems or may not even realize that they have a problem. You must initiate interaction by asking the open-ended questions discussed in earlier chapters.

## Techniques to Improve Patient Understanding

---

Once you have assessed patient understanding of their medications, you can enhance patient adherence by filling in the information gaps with easy-to-understand language. This allows you to target your education to patient needs. The following strategies can assist in your patient education efforts.

1. **Emphasize key points.** Telling patients beforehand “Now this is very important” helps them remember what follows.
2. **Give reasons for key advice.** For example, with an antibiotic prescription, tell why it is necessary to continue medication use even though symptoms have disappeared. Patients should understand the reasons behind what you and the physician are instructing them. When reasons for advice are provided, patients are more likely to perceive the advice as important.
3. **Give definite, concrete, explicit instructions.** Any information that patients can mentally picture is more easily remembered. Use visual aids, photographs, or demonstrations. When patients are given specific, easy-to-understand instructions, they tend to regard this advice as more important than when advice is given in general terms.
4. **Provide key information at the beginning and end of the interaction.** Patients concentrate on the initial information given and also remember the last items discussed.
5. **End the encounter by giving patients the opportunity to provide feedback about what they learned.** You should ask patients to summarize critical points of information so that you can make sure you communicated clearly and patients understand accurately. If patients do not understand, this is not a reflection on them but rather is an indication that you must do a better job in communication and educational efforts.

Supplementing oral instructions with written information is an essential part of patient counseling. Refer to advice in the written information as you counsel patients. Highlighting written material and explaining the importance of particular pieces of advice can serve as a guide for you in structuring the counseling session and can provide a point of reference for patients when they read the material. Selecting the appropriate written information is crucial since the quality and quantity of material is quite varied. The material must be comprehensive and yet presented in an interesting and easy-to-read form.

Before using written material, assess the level of literacy required to read and understand the information. Low health literacy, which includes deficiencies in both reading skill and ability to accurately interpret health advice, is associated with poor understanding of instructions, increased nonadherence, and poorer health outcomes (AHRQ evidence report, 2005). An option for evaluating written materials exists in Microsoft Word, which allows you to determine the reading level of text. A reading level of fifth to seventh grade will ensure readability by the majority of adults (Doak et al, 1996). In order to achieve a reading level that those with marginal literacy will understand, use short words, short sentences, and words that are written in lay rather than medical language (for readability instructions in Microsoft Word, see the accompanying box).



### Using the Readability Option in Microsoft Word

To set up program in Microsoft word to calculate readability:

1. Click on “Tools” in the top menu
2. Select “Options”
3. Select “Spelling & Grammar”
4. Select the “Show readability statistics” box from the bottom of the list

To check readability of text:

1. Click on “Tools”
2. Select “Spelling & Grammar”
3. Complete the spelling and grammar check, then find the “Readability” section of the “Readability Statistics” report. The “Flesch-Kincaid Grade Level” gives the reading level estimate of the text.

Even with easy-to-read written materials, you must still verify that the information is understood by an individual patient. Assessment of a patient’s ability to read and understand key written instructions is required. Asking patients to read the medication label instructions and describe how they intend to take the medication is one strategy to get an initial impression of reading ability and health literacy. Reluctance to fill out forms without “taking them home” may be a cue that the patient has literacy problems. Tell a patient “Some of the information on these medication leaflets I give you can be hard to understand. How much trouble have you had in the past understanding information in a leaflet like this?” This may encourage patients to tell you about difficulties they encounter with written information. Inability to read and interpret label directions, while possibly pointing to low health literacy, could also be caused by other problems such as visual or cognitive impairments. Once difficulty reading or understanding is identified, the underlying cause of the problem must still be accurately defined.

### Techniques to Establish New Behaviors

A number of simple suggestions from you when patients are beginning a new regimen can help get them started on the right track. These strategies can make it easier for patients to establish a new routine of taking medications.

1. **Help patients identify ways to integrate new behaviors with current habits.** This strategy is known as “tailoring” of regimens. It is hard for anyone to establish new behaviors. Linking new behaviors (taking a medication) to habitual behaviors, such as brushing teeth before going to bed, preparing dinner, or dressing for work helps immensely in establishing a new behavior. Other strategies include setting wristwatches or other alarms, posting reminder notes in obvious places such as on the bathroom mirror or the

refrigerator, and storing medications where they will be seen at the time that they are to be taken. Having a reminder system in place “cues” patients to take the medication at the right times.

2. **Provide appropriate compliance aids.** Individualized medication packaging for daily or weekly doses seems to work for some patients (Smith, 1989; Connor et al, 2004). Digital timepieces installed in special vial caps can cue patients to take medications and help them monitor when medications have been taken (McKenney et al, 1992). Wristwatch alarms can also be programmed to signal when medication doses are due to be taken.



Pharmacist showing patient how to use medication reminder system.

---

3. **Suggest ways to self-monitor.** One simple way to help patients monitor medication taking is to suggest that they use a medication diary or calendar on which to record their medication use. This helps not only problems of forgetting to take medication but also the problem of forgetting whether a dose has been taken ten minutes ago or not. Other monitoring can involve monitoring of treatment effects. Seeing differences in physiological parameters can be a strong reinforcement for continuing to take medications. Thus, patients

can monitor their response to treatment, such as by taking their own blood pressure or testing their blood glucose levels. Understanding the goals of therapy and having a way to judge their own progress helps patients establish and maintain adherent behaviors.

4. **Monitor medication use.** With chronic care medications, you should monitor adherence frequently and assess patient perception of effectiveness and problems encountered. You should review prescription records for potential problems, such as patterns of late refills. Refill-reminder software systems are available to generate reports and to implement reminder systems, such as creating reminder mailings when refills are due. Many pharmacists also call patients to see how they are taking the medication and responding to therapy after they start on a new prescription.
5. **Make proper referrals.** In cases involving lack of access to care, you will want to refer patients to appropriate social service agencies, such as government programs for low-income patients. Barriers to proper adherence can obviously include the inability of patients to obtain needed medications. Information on sources of financial help is found on websites such as [www.needymeds.com](http://www.needymeds.com) and [www.medicare.gov](http://www.medicare.gov) (for information on Medicare Part D plans).



### Strategies to Enhance Adherence

- Integrate new behaviors into patient life style
- Provide or suggest compliance or remainder aids
- Suggest patient self-monitoring
- Monitor use on an ongoing basis
- Refer patients when necessary

## Techniques to Facilitate Behavior Change

As we said earlier, behavior change is difficult. Anyone who has tried to implement a new exercise regimen, stop smoking, change diet, floss teeth daily, eat five servings of fruits and vegetables a day, or begin a new medication regimen can testify to the difficulties involved. It is difficult to establish a new habit such as beginning a medication regimen, to change old habits such as overeating, and to stop existing habits such as smoking. The more complex and multifaceted the behavior change required, the more difficult the change will be. For chronic diseases such as diabetes, the changes prescribed by health providers involve establishing new behaviors (drug therapy and daily blood glucose monitoring), changing old habits (diet and exercise), and ceasing other behaviors (drinking alcohol). In addition to the distress of discovering that you have a chronic disease, the sheer number of changes you are asked to make can seem overwhelming.

Individuals who are forced to change habits or start long-term therapy often are ambivalent about the changes they are asked to make. They are usually able to see the benefits of changing their behaviors, but they also have a reinforcement history and hold existing beliefs that support their current habits. There are likely to be downsides or perceived costs associated with both changing behaviors and with maintaining the status quo. The result is ambivalence. Ambivalence regarding changing behavior exists when patients feel that they want to make changes to improve their health but at the same time they also resent changing behaviors they have found comfort from in the past. They thus feel contradictory feelings. Ambivalence is a state of contradictory emotions at the same time related to the same situation. The specific contradictory emotions involved can be quite varied. Persons can be defiant and angry about pressures to change but at the same time feel remorse about the costs and consequences of not changing (a frequent conflict in substance abuse situations). They can move between blaming others and being consumed by guilt, between denial and acceptance of the need to change. Such a conflict is called an “approach–avoidance” conflict whereby the person vacillates between indulging in and resisting the old behavior. In the most extreme situations, patients can vacillate between being hopeful about the future and feeling hopeless, with accompanying feelings of depression and despair. The ambivalence does not mean that patients are unwilling to change but that they feel conflicted between wanting to change and wanting to stay the same. The goal of the pharmacist is to help patients move from being ambivalent to being willing to begin the process of change.

## Theoretical Foundations Supporting Behavior Change

---

Miller and Rollnick (2002) developed a conceptual foundation and intervention strategies, known as motivational interviewing, to help people make changes in the direction of better health. They identified three components of motivation to change: (a) willingness, which is indicated by the amount of discrepancy patients perceive between current health status and goals they have for themselves, (b) perceived ability or the amount of self-confidence that patients feel in their ability to initiate and maintain behavioral change (also known as self-efficacy), and (c) readiness, which is related to how high a priority is given to these behavioral changes. Often patients will want to delay a commitment to initiate change because other stressors in their lives make changing their own behaviors seem daunting.

Motivational interviewing focuses on the process of communication between patient and provider. It builds on the Transtheoretical Model of Change of Prochaska and DiClemente (1982) as well as principles of a number of different theories, including the client-centered psychotherapy of Carl Rogers (1951, 1961), and the social-cognitive theory of Albert Bandura (1986).

Motivational Interviewing incorporates many of the relationship-building principles and techniques of Carl Rogers, which were discussed in Chapter 5. Empathic understanding is a core skill in both approaches. Rogers emphasized that empathic understanding is a core condition of a helping relationship because it facilitates the patient’s own problem-solving ability. Empathic understanding

from a provider frees patients from the fear that they are being judged because of their behavior. This “safe environment” allows patients to trust providers enough to confide in them the truth about the struggles they face in efforts to change. Rogers’ theory is said to be client or patient-centered because the crucial decision to change is seen to reside in the patient. Providers can only assist a patient in making informed decisions that are consistent with the patient’s own goals. Motivational Interviewing, while patient-centered in the Rogerian sense, is more direct in encouraging change in a particular direction that is consistent with the goals of improved health. The pharmacist would help patients resolve feelings of ambivalence, which would move them toward initiating change. The ambivalence appears as patients who want to change because of their knowledge that it is important to improved health yet at the same time feel comfortable with their old, familiar patterns of behavior.

According to the social cognitive theory of Albert Bandura (1986), behavior change requires that an individual believe that (a) “engaging in a particular behavior change will lead to an outcome I desire” (outcome expectancy), and (b) “I am capable of carrying out the behavior change” (self-efficacy expectancy). Outcome beliefs are persuasive. If patients do not believe that taking antihypertensive medications will really affect their quality of life or longevity, they will probably not be willing to initiate treatment. If smokers believe that the research linking smoking and premature death is exaggerated or somehow does not apply to them personally (think of the patient whose father smoked heavily his whole life and lived to be 90), they are unlikely to stop smoking. In addition to believing that the change of behavior is linked to positive health outcomes, patients must perceive that they are capable of initiating and maintaining the change. Self-efficacy in a medication adherence framework is a person’s confidence that he or she can adhere to a regimen even in situations that make it difficult to do so. For use of a metered dose inhaler (MDI) for albuterol in treatment of asthma, self-efficacy may involve confidence in ability to use the MDI at a party or in a classroom if the need arises. For abstinence from alcohol, self-efficacy may involve confidence in ability to adhere to abstinence even at a holiday party, which is a high-risk situation. Confidence in ability to overcome temptations to relapse even in high-risk situations is a key component of self-efficacy beliefs. If patients have tried and failed to maintain changes in the past, this can result in doubts about their own self-efficacy. It is important to keep in mind that most persons who are successful in maintaining changes are able to do so in spite of the fact that they made previous attempts that failed. Successful change of behavior, such as a permanent cessation of smoking, is unlikely to take place on the first attempt the person makes to quit smoking. Persistence, deciding to try one more time, is key to successful behavior change. Finding other people who can serve as role models for maintenance of change can be effective, which is often the benefit of support groups or 12-step programs such as Alcoholics Anonymous.

The Transtheoretical Model of Change differs from client-centered therapy and social cognitive perspectives by focusing on the stages a person goes through in making decisions to change their behavior. The importance of empathy, self-efficacy, and outcome expectancies continue throughout the transition from one stage to another. Behavior change is seen as a process that continues over time

rather than as a defining moment or single event. The stages conceptualized by the model are described in the following sections.

### STAGE 1: PRECONTEMPLATION

In this stage, persons do not intend to change their behavior or implement new behaviors. They may be uninformed about the benefits of change or may minimize the risks to their health of continuing their current practices. Interventions with persons who are not motivated to change must focus on getting them to **think about** changing habits, to consider information or evidence provided, or to begin to consider the pros and cons of behavior change. Brief, simple advice with reasons can be given in a nonjudgmental or nondictatorial way. From then on, the pharmacist must listen to patients and understand concerns expressed. Confronting reluctant patients is likely to begin a process of resistance to change rather than helping to facilitate change.

### STAGE 2: CONTEMPLATION

The contemplation stage is one where individuals are “think about” changing their behavior—not immediately but within the next six months or so. They believe in the benefits of change but also see the personal costs or challenges involved. They feel ambivalent. Interventions at this stage can best be focused on getting patients to describe the “pros” to making changes and to explore what might help them overcome barriers they perceive. It is best to have patients make the arguments themselves on the desirable aspects of initiating a change in behavior. If a patient says that he knows it would improve his health if he stopped smoking, but that he is “not ready” to quit immediately, asking how he will know when it is the right time can help the planning process without sounding argumentative. Helping patients define the goals they have for their own health and gently identifying discrepancies between goals and behavior can facilitate change. Above all, empathy and encouragement when patients express confidence in themselves maintain positive patient–pharmacist relationships as well as increase patient motivation and self-confidence to change.

### STAGE 3: PREPARATION

In the preparation stage, the individual is ready to implement a change program or initiate a new regimen almost immediately (within a month). These individuals have reached a decision in favor of change. Reinforcement from pharmacists can help them carry out these decisions. In addition, teaching patients strategies to help them be successful in initiating change is important. Helping patients define “right-sized” goals that they feel confident they can achieve is particularly valuable. Patients can be helped to view change as a process rather than an event. Taking small steps with successive advancements toward the ultimate goal may be a reasonable approach to take with some behavioral changes. Once change is initiated, patients should have realistic expectations about the challenges ahead but at the same time feel capable of meeting the goals they set. For some changes,


patients may need information on strategies specific to the changes they are making (e.g., special diets). In addition, patients may be helped by referrals to specialized sources of assistance (e.g., dieticians, counseling services).

**STAGE 4: ACTION**

The action stage is the initial period in changing a behavior. This stage is thought to incorporate the first six months. During this initial period of change, the desire to go back to old habits makes the potential to relapse of concern. Providers can use some of the strategies identified in the “Motivational Interviewing Strategies” section below to help “inoculate” against relapse. In addition, continued positive reinforcement for the small successes, for the “progress” being made in reaching goals is extremely helpful. Attention should be given to the triumphs experienced rather than only to the problems encountered and the slips that occur.

**STAGE 5: MAINTENANCE**

In the maintenance stage, relapse can continue to be of concern but persons can often continue with the new habits without constant vigilance against relapse. The new behaviors have become more integrated into lifestyles and routines. Patients gain more confidence in their abilities to maintain changes. However, for certain changes, such as abstinence from addictive substances, dangers of relapse continue indefinitely.

 <b>Stages of Change</b>		
<b>Stage</b>	<b>Defining Characteristics</b>	<b>Communication Approaches</b>
Precontemplation	Unwillingness to change Lack recognition of problem Deny seriousness of risks	Raise awareness of problem Provide information Convey empathy Encourage “thinking about” Express willingness to help Avoid arguing
Contemplation	“Thinking about” change Aware of consequences of inaction Willing to change within 6 months	Encourage patient to list pros and cons Elicit reasons in favor of change Reinforce positive statements

*(continued)*



### Stages of Change (*continued*)

Stage	Defining Characteristics	Communication Approaches
Preparation	Commitment to change (<1 month) Benefits seen to outweigh costs	Acknowledge ambivalence Show empathy Identify discrepancy between goals and behavior Encourage small steps Help patient formulate specific plan Tailor plan to patient needs Ask about barriers to change Discuss ways to overcome barriers Provide information and referrals as needed
Action	Change is initiated Challenges experienced Effort to maintain resolve	Provide positive reinforcement Focus on benefits of change Discuss strategies to prevent relapse Discuss "slips" vs. "relapse"
Maintenance	Change established (>6 months) Change incorporated into lifestyle Focus is on avoiding relapse	Continue reinforcement for success Assist in problem solving in case of a lapse

In any stage, regression to an earlier stage can occur. In fact, for many key changes, including diet, exercise, smoking, alcohol consumption, and medication adherence, relapse at some point in the change process should be considered the norm rather than an unexpected aberration. Helping patients identify temptations to relapse and strategies to cope effectively with temptations is an important aspect of promoting behavior change.

## Applying Motivational Interviewing Principles and Strategies

Motivational Interviewing focuses on techniques to help motivate patients to move through the stages of change. Using Motivational Interviewing at the depth described by Miller and Rollnick (2002) probably requires specialized training as well as the time to devote to an individual patient. However, the qualities of a helping relationship and techniques applied in Motivational Interviewing can be helpful in even brief encounters with patients (Miller and Rollnick, 2002). Some of the principles and techniques of Motivational Interviewing are summarized below.



### Motivating Patients to Change

- Express empathy
- Develop discrepancy
- Roll with resistance
- Support self-efficacy
- Elicit and reinforce “change talk”

### EXPRESS EMPATHY

Convey to patients that you understand the difficulty of change. You are not judgmental even when patients are unwilling to begin or unable to maintain changes. Reflective listening and acceptance of patient feelings and struggles are core conditions for the helping relationship (Rogers, 1951, 1961). It is especially helpful to convey understanding of the ambivalence that is inevitable in the change process. Pressuring patients to change increases resistance to change rather than helping to initiate and maintain change.

### CASE STUDY 8.1

Your patient is a 50-year-old woman who has had type 2 diabetes for 1 year. She is 5'2", says she weighs 220 pounds, reports her self-monitored glucose to be “about” 200, and the last lab report shows HbA1c to be 9.

**Patient:** I know that my diabetes is a serious problem. I have read that diabetes can kill you or make you go blind. I certainly want to stick around to see my grandkids grow up.

**Pharmacist:** Your grandchildren are important to you and you want to be there for them. [Empathic response]

**Patient:** Absolutely. It's just so hard to do everything—diet, exercise, take medications, test my blood.

**Pharmacist:** So even though you want to make changes, you feel overwhelmed. [Empathy for ambivalent feelings]

## DEVELOP DISCREPANCY

Help patients identify the discrepancy that exists between their current behaviors and their stated values or goals. Let patients present the arguments in favor of change. As Miller and Rollnick (2002) note, “People are often more persuaded by what they hear themselves say than by what other people tell them” (p 39).

### CASE STUDY 8.2

**Diabetic patient:** I know I have to get my blood sugar down. And I really want to lose weight. But I just can't stick to that diet. I love fried chicken and biscuits and gravy and sweets too much to cut them out.

**Pharmacist:** It sounds like you resent having to cut down on the foods you love. But, it also sounds as if you would like to lose weight and get your blood sugar levels down.

**Patient:** I would like to lose weight. I know it is not good for me to be so overweight.

**Pharmacist:** So you have the goal of losing weight but you know that the foods you eat are preventing you from reaching your goal. [Reflection of discrepancy between goals and current behaviors]

## ROLL WITH RESISTANCE

Patient resistance to suggested changes is often exacerbated by the communication style of the pharmacist. Arguing with patients about the necessity of behavioral change may cause them to argue the other side (remember, they feel ambivalent) and point out why change is not feasible right now. Resistance will also be increased if pharmacists seem to be blaming patients for not “adhering” to regimen demands, seem to be in a hurry for patients to make progress, or imply that they know better than patients how to proceed. We must accept the fact that decisions to change inevitably come from patients. Acknowledge to patients that their ambivalence and reluctance to change is understandable. Reinforce the patient's role as the key problem-solver. Have patients identify ways to meet goals they have articulated. If you see patients arguing with you, it is time to change the way you are responding.

### CASE STUDY 8.3

**Diabetic patient:** I'm tired of everyone telling me I should lose weight. My kids are always on me about following my diet.

**Pharmacist:** You sound discouraged with the diet and annoyed that everyone is giving you advice.

**Patient:** I am discouraged. Of course I want to lose weight, but it is not easy.

**Pharmacist:** What do you think you can do to help reach your goal?

**Patient:** I don't know. I just hate giving up all the foods I love.

**Pharmacist:** Maybe you could start with a smaller step. Are you ready to consider making small changes in your diet and see how that goes? Sometimes even a small change can help control your diabetes.

**Patient:** I don't know.

**Pharmacist:** You may not be ready to change your eating habits right now. If you decide you would like to try making some changes, there is a dietician I know who has helped other diabetic people lose weight. You may want to schedule a time to talk to her at some point.

In any case, avoid arguing with your patient. You want to stay on the patient's side, and arguing can make patients feel defensive. Rather than moving them toward changing their behaviors, they may instead stop telling you the truth about the problems they have in adhering to medical recommendations.

### CASE STUDY 8.4

**Diabetic patient:** I wish people would quit nagging me about my diet.

**Pharmacist:** You're right. It really is up to you whether or not you change your eating habits.

**Patient:** I know my kids mean well.

**Pharmacist:** So you think your kids nag because they are worried about your health?

**Patient:** Everyone in my family is overweight. It is in my genes.

**Pharmacist:** There is some evidence of a genetic tendency to be overweight. Diabetics who have been heavy all their lives but do lose weight often try many different strategies until they find something that works for them.

## SUPPORT SELF-EFFICACY

Reinforce patient statements that reflect positive attitudes and optimism about ability to change. Offer options for patients to consider. Encourage patients to talk with others who have overcome obstacles to change and have discovered strategies that worked for them. Observing how others like oneself overcome challenges can be a powerful way of learning (Bandura, 1986). This is one reason support groups can be helpful to some individuals. However, the most important learning comes from one's own "mastery" experiences where one makes changes in line with goals. This is why it is so important to help patients define small steps for change that they feel confident they can achieve. In this way they can experience success, thus increasing their sense of self-efficacy and confidence in their ability to change. They can, step by step, come ever closer to meeting their goals.

### CASE STUDY 8.5

**Pharmacist:** What have you tried before that has been successful in changing diet or exercise habits?

**Patient:** I did start a diet and exercise program when I first found out I was diabetic. I lost 25 pounds. But I only stuck with it for 3 months.

**Pharmacist:** Twenty-five pounds is a lot. Those 3 months show you can be successful. We can work on strategies for maintaining the changes for longer if you are ready to do that. How were you able to make the changes that you made the last time?

Commonly used Motivational Interviewing questions allow assessment of the perceived importance of behavior change and perceived confidence in making the change (Miller and Rollnick, 2002), for example, "How important would you say it is for you to change your eating habits? On a scale from zero to 10 where zero is not important and 10 is extremely important, where would you say you are?" and "How confident would you say you are that, if you decided to change your eating habits, you could do it?" If a patient says that he is a "6" on the importance ruler, the pharmacist might ask "Why did you say 6 instead of 2 or 3?" as a way to focus attention on the positive expectations that are present. A further question may be "What would it take to get you to a 9 or 10?" as a means of identifying perceived barriers that will have to be overcome before change will occur.

## ELICIT AND REINFORCE "CHANGE TALK"

Encourage patients to take action. Discuss a range of steps that could be taken to get closer to health goals rather than promoting "all or none" thinking for complex changes. Helping patients choose right-sized steps that they feel confident they can meet will build confidence in their abilities to manage their conditions.

Praise ideas patients have to address their own problems. Offer information on change strategies or sources of help if patients wish for your suggestions. Be familiar with referral sources so that you are able to provide accurate information on sources of help, along with contact persons to facilitate referrals.

### IMPLEMENT “RELAPSE PREVENTION” PROGRAM

For many of us, the challenge is not in changing behavior but in maintaining the changes we make. Mark Twain reportedly said “It’s easy to stop smoking. I’ve done it hundreds of times.” In fact, few people are able to maintain change the first time they try. A number of factors have been found to be related to relapse or backsliding into old patterns of behavior. These include (Prochaska et al, 1994; Marlatt and Gordon, 1985; Marlatt et al, 2002):

1. Emotional distress, particularly anxiety, depression, worry, boredom, and interpersonal conflict.
2. Social pressure.
3. Guilt and self-blame for lapses or one-time slips.
4. Overconfidence (I can smoke one cigarette and stop again).
5. Frequent temptation (meeting the same drinking buddies after work at a bar, keeping a pack of cigarettes on hand to prove I can resist).
6. Desire for immediate gratification (“I deserve a drink after a hard day,” “Changing should not be this hard,” “It takes too long to notice weight change”).

To help patients prevent relapse—a more permanent regression to an unhealthy behavior pattern—the following steps are recommended:

1. Help patients understand the critical difference between a “slip” or “lapse” (having a bowl of ice cream) and “relapse” (abandoning the goal of reducing fat and calorie intake). Lapses are not “failures” and can often be understood in terms of response to a negative emotion (eating when feeling under stress) or being in a situation that presents strong temptation (being at a holiday party). People who think of a lapse as a personal failure (I have no willpower) are more likely to slip from a “lapse” into a “relapse” than are those who think of a lapse as a temporary inability to cope with a specific situation.
2. Help patients identify the high-risk situations in which they are most vulnerable. This helps them anticipate situations that are likely to be difficult for them. Encourage patients, then, to mentally rehearse how they will handle these situations.
3. Lapses should be seen as learning experiences. Encourage patients to identify what might help them to cope with a similar situation in the future. This may involve enlisting friends to provide support. For complex behavioral change regimens, such as treatment of diabetes, support groups can be helpful for individuals who lack a supportive social network.
4. If patients lapse, help them have a plan in place ahead of time to go back to the new behavioral regimen without feeling guilty. The desire to revert to old habits will continue, and the key is to have a plan to help maintain new habits in spite of these desires. This plan may involve reviewing the reasons why the

behavior change was made in the first place, to remind oneself of the health goals that were behind the decision. The plan may also involve changing one's specific thoughts about the lapse. For example, rather than thinking "I'm a failure. I don't have the willpower to maintain an exercise program" think more rational thoughts such as

I did not do my exercise routine as planned yesterday. However, I still want to reach my long-term goal of improved cardiovascular health. Yesterday I slipped up by not leaving work in time and getting caught in traffic. I am going to get back in the exercise program today. If I set my watch alarm maybe I won't lose track of time. I am going to leave work regardless of how busy I am. It is the only way I will meet my fitness goal.

Encourage thinking to be about problem solving rather than self-blame or regret. A recommitment to goals of change must be made on an ongoing basis throughout the change process.

For patients who are hindered by chronic or severe emotional distress, referral to their physicians or a mental health professional is indicated.



### Preventing and Coping with Relapses

- Help patients understand the difference between a lapse and relapse.
- Help patients identify the high-risk situations in which they are most vulnerable to lapsing into old habits.
- Help patients identify what might help them to cope with a similar situation in the future.
- Help patients have a plan in place ahead of time to go back to the new behavior without feeling guilty.
- Help patients recommit to goals of change.
- For patients who are hindered by chronic or severe emotional distress, refer to physicians or a mental health professional.

## Summary

Adherence to medication regimens can be improved by enhancing patient understanding about the medication and by facilitating the patient's motivation to take the medication appropriately. You must assess patient knowledge about medications, educate patients regarding essential information, assess patient medication-taking behaviors, and provide strategies to change those behaviors that are at variance with desired health outcomes.

Communication to achieve better outcomes is complex. Expecting patients to easily change their behaviors because providers tell them to do so is naïve. Behavior change is difficult, and relapse to old, unhealthy habits is common. Assessing patient motivation to adhere to health advice can identify perceived

barriers to taking prescribed medication. Helping patients to maintain changes they have made to improve their health requires ongoing attention and reinforcement from the pharmacist. Case Study 8.6 demonstrates one approach to counseling a patient using a variety of previously discussed communication techniques to enhance patient understanding and adherence.

## CASE STUDY 8.6

### COUNSELING A PATIENT WITH A NEW PRESCRIPTION

*This case illustrates how the various components of counseling could be applied to a clinical scenario. The suggested dialogue is provided on the left for each of the critical components of the counseling process on the right. The rationale for using specific dialogue is also provided for the various segments.*

Ms. Burris is a 45-year-old Caucasian woman who comes to pick up a new Rx for Lipitor™ 40 mg tablet to be taken one tablet once daily. A few years ago Dr. Perkins helped her select a multivitamin when she complained of general fatigue and it seemed to help, along with her joining a lunchtime walking club. She has been a regular patient but is not currently taking any other chronic therapies.

#### Conversation

**Dr. Perkins:** Good morning, are you Ms. Burris?

**Ms. Burris:** Yes, I'm Ms. Burris.

**Dr. Perkins:** Great, I'm Dr. Perkins, the pharmacist who filled your prescription from your physician, Dr. Johnson.

If it is all right with you, I'd like to take a few minutes to discuss your Lipitor prescription with you. This should help prevent problems when you get home and start taking this medication.

**Ms. Burris:** That's fine.

**Dr. Perkins:** Before we get started, I need to identify what medications you are allergic to.

**Ms. Burris:** None.

**Dr. Perkins:** What other prescription medications are you currently taking?

**Ms. Burris:** None.

**Dr. Perkins:** What nonprescription medications are you taking?

**Ms. Burris:** None.

#### Analysis

Identify patient by name. Introduce yourself by name.

Identify prescriber by name.

Get patient consent.

Establish purpose, importance, and length of counseling.

Identify medication allergies.

Identify other prescriptions being used.

Identify OTC products used.

**Conversation**

**Dr. Perkins:** What herbals, vitamins, or supplements are you taking?

**Ms. Burris:** None.

**Rationale:** *It is important to correctly identify your patient before providing the medication and data. If someone arrives to claim a prescription for a patient, he or she must provide verification of his or her relationship to the patient. It is prudent to record the name of the person who received the prescription(s) and his or her relationship to the patient, along with a sentence about the information provided on your patient's profile or on the back of the original prescription.*

**Conversation**

**Dr. Perkins:** This is what your medication looks like [opens prescription vial]. It is Lipitor 40 mg, also known as atorvastatin. Have you taken this medication previously?

**Ms. Burris:** No, I never have.

**Dr. Perkins:** Please tell me, what did Dr. Johnson tell you this medication was for?

**Ms. Burris:** It's going to lower my cholesterol.

**Dr. Perkins:** That's right. Along with changes in your diet, this medication will help your high cholesterol.

**Ms. Burris:** How does it do that?

**Dr. Perkins:** Lipitor essentially blocks an enzyme necessary to produce "bad" cholesterol (called LDL or low-density lipoprotein). It can also increase levels of "good" cholesterol (called HDL or high-density lipoprotein). These actions lower the risk of heart attacks.

**Rationale:** *Hold the medication container label toward Ms. Burris, point at the label, and state the name of the medication and the label directions. Avoid the use of technical terms and phrases. Remember to use good "attending behaviors," i.e., standing or sitting at the same level as the patient, leaning forward, using good eye contact, nodding and giving verbal encouragement appropriately.*

**Conversation**

**Dr. Perkins:** How have you been told to take this medication?

**Analysis**

Identify other agents used.

**Analysis**

State medication name and dose.

State generic name when appropriate.

Determine history of use.

Ask open-ended question: indication for use

Verify current medical condition.

Explain indication for use.

Explain how the medication works in layman's terms.

**Analysis**

Ask open-ended question: how to use

**Conversation**

**Ms. Burris:** Just once a day I guess.

**Dr. Perkins:** Yes. It is best to take it the same time each day. You can take it with or without food. You will be taking it for a long time, until Dr. Johnson tells you differently.

Sometimes it is difficult to take a new medication exactly as prescribed. Have you had difficulty taking other medications in the past?

**Ms. Burris:** Sometimes.

**Dr. Perkins:** What caused the difficulty?

**Ms. Burris:** It was sometimes hard to remember to take medicine. I would get busy and forget.

**Dr. Perkins:** It may be best to take Lipitor around an activity you do every day at the same time, such as at dinner or before going to bed. Some patients benefit from using a Saturday through Sunday weekly pill box. If you miss a dose, take it immediately after you realize it, unless you have less than 12 hours before your next dose. Take the next dose at your regular time. Store Lipitor in a cool, dry place.

**Rationale:** *Hold the container so that Ms. Burris can see the labeled area, point to, and explain how to take the medication.*

**Conversation**

**Dr. Perkins:** What did Dr. Johnson tell you to expect from this medication? (*Ms. Burris looks confused.*) How do you think it will make you feel?

**Ms. Burris:** I don't know, how?

**Dr. Perkins:** You probably won't feel any differently and won't be able to tell whether the drug is actually working or not. What did Dr. Johnson say he would do to make sure your medicine is working for you?

**Analysis**

State schedule.

State duration of use.

Probe for adherence problems.

Probe for reasons for adherence problems.

Recommend strategies to enhance adherence.

Instruct on how to handle a missed dose.

Explain special storage instructions.

**Analysis**

Ask open-ended question regarding positive effects of drug.

Explain expected outcome.

Explain how to monitor for efficacy.

**Conversation**

**Ms. Burris:** He said I would go back in a month to have my blood tested. Then he said he would check it every 3 months.

**Dr. Perkins:** What did he tell you about the cholesterol levels you should have after you have taken Lipitor for a while?

**Ms. Burris:** He told me some numbers but I don't remember what they were.

**Dr. Perkins:** You might want to discuss this with him when you go in next month. It is especially important to see the "bad" cholesterol—LDL—go down.

**Rationale:** *Patients should know how to monitor themselves to see how the drug is working, which helps adherence. Unfortunately, patients don't feel any different when taking some medications, and they should know that they will not be able to tell how well the drug is working based on their own symptoms or perceptions.*

**Conversation**

**Dr. Perkins:** I realize that there is a lot of information out there about Lipitor thanks to advertisements. What have you heard about the side effects or precautions with Lipitor?

**Ms. Burris:** Nothing really, I haven't paid much attention.

**Dr. Perkins:** I will send you home with this written information that you can refer to. As you can see on this material, there are just a few key precautions. First, if you have a history of problems with your liver, you should not take it. In fact, Dr. Johnson will be testing your liver about every 6 months to make sure that it is okay. Second, it should not be taken by women who are nursing, pregnant, or may want to be pregnant. Probably the most important side effect is muscle weakness. If you feel any new muscle

**Analysis****Analysis**

Ask open-ended question regarding side effects of drug.

Explain warnings or precautions.

Explain side effects of high frequency or clinical significance.

Explain how to avoid/manage side effects.

**Conversation**

weakness or pain, you need to call Dr. Johnson or me. We may need to lower the dose or switch to another medication. Other minor side effects include gas, constipation, stomach pain, and heartburn, but these tend to be mild and often go away. Fewer than 3 people out of 100 patients taking Lipitor have to stop taking it due to side effects.

I realize that you are not taking any other medications, but if you receive another prescription from Dr. Johnson or any other health care provider, we need to know about it.

**Rationale:** *Patients should know how to monitor themselves for critical side effects and what medications to avoid.*

**Conversation**

**Dr. Perkins:** Do you have any concerns about taking this medication?

**Ms. Burris:** No. I know it is important to get my cholesterol down. It seems like it will be pretty simple to take this drug.

**Dr. Perkins:** Just to be sure I haven't omitted any important information, please tell me how you are going to take the medication.

**Ms. Burris:** I will probably take it at bedtime each night.

**Dr. Perkins:** OK! What is the most significant side effect that you are going to watch for?

**Ms. Burris:** That would be muscle pain or weakness.

**Dr. Perkins:** That's right!

**Rationale:** *The key here is to (a) assess patient motivation to begin taking the drug and any barriers perceived to initiating therapy, and (b) identify the essential information that patients must understand before they leave your pharmacy and verify that they do, in fact, understand.*

**Analysis**

Explain drug interactions or medications to avoid.

**Analysis**

Find out any barriers the patient perceives or hesitations he or she feels to beginning the therapy.

Ask for final verification for key information.

**Conversation**

**Dr. Perkins:** I have enjoyed talking to you about your medications. Here is the information leaflet that contains the material we just discussed plus additional information that I want you to read when you get home. Please let me know if you have questions about anything in there.

**Ms. Burris:** I will.

**Dr. Perkins:** What other questions do you have for me now?

**Ms. Burris:** None. I believe you covered everything pretty well.

**Dr. Perkins:** Well, please call or stop by any time. I will call you in 2 weeks or so to make sure you are not having any problems. I will also check in after your visit with Dr. Johnson to hear how those cholesterol numbers are going.

Thanks for coming in.

**Analysis**

Provide an appropriate closing.

Schedule follow-up to assess problems and also monitor effectiveness of new therapies.

Make yourself available in the future.

Thank the patient.

**Rationale:** *Answer truthfully, simply, and clearly any questions that are presented. If you are unsure of an answer, tell your patient that you will take a moment to check, find the answer in a reliable reference, and return to your patient with the appropriate answer.*

*For an appropriate closing: Encourage patients to contact you if they sense anything unusual or have any concern about their health status. Package the medication(s), give the patient the leaflet, and tell the patient to carefully read the leaflet and if anything causes them concern, to please call you, and you will be happy to discuss the problem. Conclude the transaction, and thank your patient.*

## REVIEW QUESTIONS

1. What false assumptions do pharmacists often make that cloud otherwise clear communication?
2. What techniques can be used in patient education activities to help patients initiate medication therapy?
3. Describe three theoretical frameworks that can assist you in helping a patient change behavior.

4. Describe at least five techniques that help you motivate patients to change their health behaviors in the direction of better health.
5. How can pharmacists help patient avoid reverting to old, unhealthy patterns of behavior after first implementing a change in a positive direction?

## REFERENCES

- Agency for Healthcare Research and Quality. Evidence Report/Technology Assessment: Number 87 Literacy and Health Outcomes, 2005.
- Aljaseem LI, Peyrot M, Wissow L, Rubin RR. The impact of barriers and self-efficacy on self-care behaviors in type 2 diabetes. *Diabetes Education* 27: 393–404, 2001.
- Ammassari A, Trotta MP, Murri R, et al. Correlates and predictors of adherence to highly active antiretroviral therapy: Overview of published literature. *Journal of Acquired Immune Deficiency Syndromes* 31(Suppl 3): S123–127, 2002.
- Bandura A. *Social Foundations of Thought and Action: A Social Cognitive Theory*. Englewood Cliffs, NJ: Prentice-Hall, 1986.
- Butler JA, Roderick P, Mullee M, et al. Frequency and impact of nonadherence to immunosuppressants after renal transplantation: a systematic review. *Transplantation* 77: 769–776, 2004.
- Byrne M, Walsh J, Murphy AW. Secondary prevention of coronary heart disease: Patient beliefs and health-related behaviour. *Journal of Psychosomatic Research* 58: 403–415, 2005.
- Connor J, Rafter N, Rodgers A. Do fixed-dose combination pills or unit-of-use packaging improve adherence? A systematic review. *Bulletin World Health Organization* 82: 935–939, 2004.
- De Geest S, Moons P, Dobbels F, et al. Profiles of patients who experienced a late acute rejection due to nonadherence with immunosuppressive therapy. *Cardiovascular Nursing* 16: 1–14, 2001.
- Denhaerynck K, Dobbels F, Cleemput I, et al. Prevalence, consequences, and determinants of nonadherence in adult renal transplant patients: A literature review. *Transplantation International* 18: 1121–1133, 2005.
- DiMatteo MR, Lepper HS, Croghan TW. Depression is a risk factor for noncompliance with medical treatment: meta-analysis of the effects of anxiety and depression on patient adherence. *Archives of Internal Medicine* 160: 2101–2107, 2000.
- DiMatteo MR. Social support and patient adherence to medical treatment: a meta-analysis. *Health Psychology* 23: 207–218, 2004.
- Doak CC, Doak LC, Root JH. The literacy problem. In: *Teaching Patients with Low Literacy Skills*. 2nd ed. Philadelphia: J.B. Lippincott Co, 1996: 1–9.
- Gehi A, Haas D, Pipkin S, Whooley MA. Depression and medication adherence in outpatients with coronary heart disease: Findings from the Heart and Soul Study. *Archives of Internal Medicine* 165: 2508–2513, 2005.
- Godin G, Cote J, Naccache H, et al. Prediction of adherence to antiretroviral therapy: A one-year longitudinal study. *AIDS Care* 17: 493–504, 2005.
- Gonzalez JS, Penedo FJ, Antoni MH, et al. Social support, positive states of mind, and HIV treatment adherence in men and women living with HIV/AIDS. *Health Psychology* 23: 413–418, 2004.
- Hanchak NA, Patel MB, Berlin JA, Strom BL. Patient misunderstanding of dosing instructions. *Journal of General Internal Medicine* 11: 325–328, 1996.
- Institute of Medicine (IOM). *Crossing the Quality Chasm: A New Health System for the 21st Century*. Washington, DC, 2001.
- Iskedjian M, Einarson TR, MacKeigan LD, et al. Relationship between daily dose frequency and adherence to antihypertensive pharmacotherapy: Evidence from a meta-analysis. *Clinical Therapeutics* 24: 302–316, 2002.
- Johnson MO, Catz SL, Remien RH, et al. Theory-guided, empirically supported avenues for intervention on HIV medication nonadherence: Findings from the Healthy Living Project. *AIDS Patient Care and STDs* 17: 645–656, 2003.
- Lewis MP, Colbert A, Erlen J, Meyers M. A qualitative study of persons who are 100% adherent to antiretroviral therapy. *AIDS Care* 18: 140–148, 2006.
- Maddigan SL, Majumdar SR, Johnson JA. Understanding the complex associations between patient-provider relationships, self-care behaviours, and health-related quality of life in type 2 diabetes: A structural equation modeling approach. *Quality of Life Research* 14: 1489–1500, 2005.

- Makoul G, Arntson P, Schofield T. Health promotion in primary care: Physician-patient communication and decision making about prescription medications. *Social Science and Medicine* 41: 1241–1254, 1995.
- Marlatt GA, Gordon JR. *Relapse Prevention: Maintenance Strategies in the Treatment of Addictive Behaviors*. New York: Guilford, 1985.
- Marlatt GA, Parks GA, Witkiewitz K. *Clinical Guidelines for Implementing Relapse Prevention Therapy: A Guidebook Developed for the Behavioral Health Recovery Management Project*. Illinois Department of Human Services, 2002.
- McKenney JM, et al. Impact of an electronic medication compliance aid on long-term blood pressure control. *Journal of Clinical Pharmacology* 32: 277–283, 1992.
- Miller W, Rollnick S. *Motivational Interviewing: Preparing People for Change* (2nd Edition). New York: Guilford Press, 2002.
- Murphy DA, Marelich WD, Hoffman D, Steers WN. Predictors of antiretroviral adherence. *AIDS Care* 16: 471–484, 2004.
- Patel NC, Crismon ML, Miller AL, Johnsrud MT. Drug adherence: Effects of decreased visit frequency on adherence to clozapine therapy. *Pharmacotherapy* 25: 1242–1247, 2005.
- Perkins DO. Predictors of noncompliance in patients with schizophrenia. *Journal of Clinical Psychiatry* 63: 1121–1128, 2002.
- Phillips KD, Moneyham L, Murdaugh C, et al. Sleep disturbance and depression as barriers to adherence. *Clinical Nursing Research* 14: 273–293, 2005.
- Prochaska JO, DiClemente CC. Transtheoretical therapy: Toward a more integrative model of change. *Psychotherapy: Theory, Research and Practice* 19: 276–288, 1982.
- Prochaska JO, Norcross JC, DiClemente CC. *Changing for Good*. New York: William Morrow and Company, Inc, 1994.
- Rogers C. *Client-Centered Therapy*. New York: Houghton Mifflin Company, 1951.
- Rogers C. *On Becoming a Person*. New York: Houghton Mifflin Company, 1961.
- Royal Pharmaceutical Society of Great Britain and Merck Sharp & Dohme. *From compliance to concordance: Achieving shared goals in medicine taking*. London: Royal Pharmaceutical Society of Great Britain, 1997.
- Sackett DL, Haynes RB. *Compliance with Therapeutic Regimens*. Baltimore: The Johns Hopkins University Press, 1976.
- Sherman J, Hutson A, Baumstein S, Hendeles L. Telephoning the patient's pharmacy to assess adherence with asthma medications by measuring refill rate for prescriptions. *Journal of Pediatrics* 136: 532–536, 2000.
- Smith DL. Compliance packaging: A powerful marketing tool. *Trends and Forecasts*. National Pharmaceutical Council, 1989; 2:3.
- Svarstad BL. Patient-practitioner relationships and compliance with prescribed medical regimens. In Aiken, LH ed. *Application of Social Sciences to Clinical Medicine on Health Policy*. Rutgers, NJ: Rutgers University Press 1986, pp. 438–459.
- World Health Organization. Adherence to long-term therapies: Evidence for action. WHO, 2003, accessed August 19, 2006. [http://www.who.int/chronic\\_conditions/adherencereport/en/](http://www.who.int/chronic_conditions/adherencereport/en/).



# Medication Safety and Communication Skills

Introduction to Medication Safety Issues  
Types of Errors: Possible Causes and Potential Solutions  
General Strategies to Enhance Patient Safety  
When Errors Occur

## Overview

As discussed in earlier chapters, effective communication skills are essential in assuring that patients understand how to take their medications correctly. Moreover, recent experiences have illustrated that effective communication skills are also instrumental in assuring patient safety in a variety of health care settings. This chapter explores the direct relationship between the quality of communication and the level of patient safety and focuses on how weak communication influences medication safety. It illustrates how many drug misadventures are caused by weak communication. For an example, see Case Study 9.1.

### CASE STUDY 9.1

Brenda Anderson, a 78-year-old white female, visited her physician for a refill of her “blood thinner”—Coumadin 5 mg. Based on her recent lab work, Brenda’s physician told her to take one-half a tablet daily for 4 days and then 1 tablet daily thereafter. Her physician wrote a prescription for:

Coumadin 5 mg. SIG:  $2\frac{1}{2}$  mg q d x 4 d; 1 tab q d. #30.

John Coleman, the pharmacist who filled Brenda’s prescription, typed  $2\frac{1}{2}$  tablets daily for 4 days and then one tablet daily on the prescription label. Unfortunately, John was too busy to speak with Brenda when she picked up her prescription.

While at home, Brenda forgot what her physician said (she was too nervous as she always is at the doctor's office) and followed John's instructions. Thus, she took 2½ tablets (5 times the amount that was intended!). Going into her fourth day of this treatment, Brenda died of massive hemorrhaging. This situation is based on an actual experience.

---

## Introduction to Medication Safety Issues

---

What would happen if 100 Boeing 747 jetliners crashed each year? What would be the public's outcry? What would Congress do? Over 40,000 lives lost. Terrible and unimaginable! Yes, but according to an Institute of Medicine report, between 44,000 and 98,000 Americans lose their lives to medication errors each year (IOM, 2000). Although the accuracy of this estimate has been called into question, its relative importance should be considered. Even if reality is just a tenth of that estimate, that is still a significant number of preventable deaths (and represents ten 747s crashing annually) due to error. The IOM report states that medication errors have a significant economic impact as well. The annual cost of drug-related morbidity and mortality in the United States has been estimated to be more than \$140 billion.

It is beyond the scope of this chapter to discuss the entire corpus of the medication error literature or to probe into the many possible causes and potential solutions regarding medication errors. The suggested readings listed at the end of this chapter will provide this type of analysis for the reader. This chapter focuses on the role of inappropriate counseling and communication in causing medication errors, and the impact that effective communication skills have in preventing medication errors.

Health care providers have always been concerned with safety, but recent research has revealed that preventable medication errors still occur at unacceptable rates (Cohen, 1999). What do we mean by "medication error"? According to the National Coordinating Council for Medication Error Reporting and Prevention (NCCMERP), the definition of medication error is "... any preventable event that may cause or lead to inappropriate medication use or patient harm while the medication is in the control of the health care provider, patient, or consumer" (NCCMERP, 2005).

Medication errors not only cause physical harm to patients, but also undermine patient confidence in the health care system. Patients may perceive medications in a different light and may not trust information provided by health care providers. These perceptions may directly affect patient adherence with prescribed therapy or may stimulate the use of alternative therapies. Medication errors also cause tension between health care providers. Finger pointing may occur, and perceptions of professional competence may be altered. When situations are not handled appropriately, trust evaporates and future interactions do not evolve in a positive way.

It is easy to say that medication errors are either simply "system" problems or "people" problems. All we need to do is to fix the system or train people better

to decrease errors. While developing better health care delivery systems and more effective training programs will enhance patient safety, preventing medication errors is a very complex process and multiple approaches are needed to remedy harmful situations. Take Mrs. Anderson's situation in Case Study 9.1 as an example—was this death related to a system failure or a pharmacist's personal error? John, the pharmacist who filled the prescription, obviously misinterpreted the directions (2½ tablets rather than 2½ mg), so it is easy to just blame him. However, although John is responsible for this error, he may not be entirely culpable. Possibly the physician's handwriting was not clear, thus "mg" looked like "tab." The physician could have written the prescription more clearly. He wrote the directions in an unorthodox way (2½ mg rather than 2.5 mg). Thus, John's eyes saw the 2½ and inferred that it related to how many tablets should be given. Physicians typically use fractions when indicating how many tablets. Being a refill prescription, John might have rationalized that he did not need to talk to Mrs. Anderson because she had been taking this drug for a long time and knew how to take it. In addition, system errors may have led to John's misinterpretation. Possibly he was too stressed out and was working too fast (his technician called in sick and thus he was short of staff). Possibly his ability to see clearly was hindered by inadequate lighting in the pharmacy. Patient issues also might have influenced the tragic outcome. Possibly Mrs. Anderson did not remember what her physician told her about how the medication was to be taken. If she had remembered, she would have detected the error as soon as she read the prescription label and John could have remedied the situation easily.

Let's analyze how poor communication entered into this situation. First of all, the physician could have **written** down his instructions for Mrs. Anderson during her office visit, but he chose to rely on her memory instead. The physician could have **written** the prescription more clearly. Using a better approach, the physician could have **transmitted** the prescription via an electronic physician order system to the pharmacy, thus eliminating any doubt about his intentions. John could have **called** the physician about the instructions once he noticed that the dose was written in an unorthodox manner (2½ vs. 2.5). John could have carved out time to counsel Mrs. Anderson and to **ask** her how she was supposed to take the medication. This was especially important since the new directions were different from her previous prescriptions (1 tablet daily as recorded in her profile). In addition, John could have double checked to see whether she **understood** that she had to change regimens in just a few days. This discussion may have caused Mrs. Anderson to remember her physician's original instructions. John could have encouraged Mrs. Anderson to **contact** him if she had any questions and to always **question** anything that did not look right.

## Types of Errors: Possible Causes and Potential Solutions

---

As noted by the above example, medication errors typically involve complex relationships between systems, people, and communication processes. This section discusses the most common types of medication errors involving the communication process directly or indirectly.

## COMMUNICATION WITH HEALTH CARE PROVIDERS

### Possible Issues

As in the Brenda Anderson situation in Case Study 9.1, many errors occur in the process of physicians communicating instructions to pharmacists and in the pharmacist's ability to interpret these instructions. Regardless of setting (institutional or community practice), prescribers might not convey their messages clearly; and pharmacists might not have an opportunity to provide feedback regarding their interpretation and understanding of these messages. Within institutional environments, similar issues involve pharmacist communication with nurses, physical therapists, dietitians, and other health care providers. Thousands of messages (instructions, drug information, patient information, etc.) are sent each day; and many times these are not communicated clearly or interpreted correctly. This is true for both written as well as verbal communication. Common issues involving verbal communication include:

- Distractions and noise that interfere with clear transmission and receipt of the message
- Heavy accents and language differences
- Use of terminology that other health care providers do not understand
- Speaking too rapidly for the listener to clearly comprehend
- Medications that sound alike when spoken (Zantac vs. Zyrtec)
- Numbers that sound alike (15 vs. 50; 19 vs. 90)

Although written communication is often preferred over verbal communication to minimize errors, there are several issues that inhibit effective written communication as well. Examples of written communication issues include:

- Poor handwriting
- Medication names that look alike when written out (Celexa vs. Celbrex or Bisoprolol 10 mg and Buspirone 10 mg)
- Misplaced zeroes and decimal points in dosing instructions (.5 vs. 0.5; 1.0 vs. 10)
- Unclear abbreviations within patient care instructions

The situation described in Case Study 9.2 illustrates the potential problems with written communication within hospitals.

### CASE STUDY 9.2

In a large teaching hospital, a physician wrote an order for morphine PO, which was transcribed by the nurse as morphine IV since intravenous medications were used more than oral meds in her unit. The patient received 3 times the desired dose, went into respirator depression, and eventually died.

Following this situation, physicians in this hospital who are found using illegible handwriting are now fined and required to take handwriting courses.

### Potential Strategies

The following may serve to minimize the above stated issues. In general, pharmacists should be able to contact colleagues at any time to clarify issues regarding patient therapy. Pharmacists should also review the possible barriers discussed in previous chapters (perceptual, environmental, etc.) that may be inhibiting communication with health care providers, for example:

- Work load issues may prevent pharmacists from contacting physicians or nurses
- Elements within the work environment may promote distractions and prevent pharmacists from concentrating on their work
- The lay-out of the work area may not be appropriate
- The lighting within the pharmacy area may not be adequate
- Communication networks (phone, e-mail, text-messaging, etc.) may not provide easy access to professionals so that pharmacists can provide feedback
- Indirect communication (pharmacist talks to a nurse, who talks with the physician rather than the pharmacist talking directly with the physician)

Resolving these general issues may minimize medication errors and their negative health outcomes. Specific strategies to minimize errors include using: written communication rather than verbal communication or computerized physician order entry (CPOE) systems (which are even better than written communications). During the dispensing process, the work flow should include numerous opportunities to check the contents and label of the prescription. Several pharmacies use bar coding (see Figure 9-1, as a means to check the accuracy of the dispensing process). Many pharmacists advocate using “Tall Man Lettering” when writing drug names that are similar to other agents for example, using glipiZIDE and glyBURIDE rather than glipizide and glyburide within the prescription order and on the prescription label. Another example would be to use “chlorproPAMIDE” and “chlorproMAZINE” to differentiate between these two agents that look very similar but have very different uses. To minimize errors when taking verbal orders over the phone, you should repeat all components of a verbal order and place a checkmark on the prescription for each component as you read it back to the prescriber.

In institutional settings, such as long-term care facilities, hospitals, or ambulatory care centers, communication between pharmacy and nursing staffs must be clear to assure safe administration of the medication (Golz and Fitchett, 1999). For example, is the medication labeled clearly? Are doses appropriate? Are the instructions for delivery method (IM, IV) and administration times clearly articulated? Within these institutions, staff members need to be trained in the proper communication processes and educated about the potential causes of medication errors. You must work closely with these professionals to ensure accurate interpretation of orders and administration of medications. It is also critical to have access to the most up-to-date drug information references for health care providers, preferably in an electronic format, so that the most current information is used.



**FIGURE 9-1.** Pharmacist using bar-code reader to minimize errors.

## COMMUNICATION WITH PATIENTS

### Possible Issues

As revealed in Mrs. Anderson's situation in Case Study 9.1 and in other cases of medication errors, multiple opportunities exist for weak communication between pharmacists and patients that may result in medication error. Common issues involving verbal communication include:

- Inability of patients to understand pharmacists (accent, medical terminology, language and cultural differences, etc.)

- Hearing and vision impairments
- Environmental barriers (noisy pharmacy, no access to pharmacist)

Common issues involving written communication with patients include:

- Patient's inability to read or comprehend material
- Lack of effective patient education material
- Inability to read label (sight impairments)

Other pharmacist–patient communication issues leading to medication errors include:

- Pharmacist's inability to make sure that the correct patient receives the right medication (is the Mary Jones picking up a prescription the right Mary Jones?)
- Patient's inability to clarify verbal and written information with pharmacists

### Potential Strategies

Many situations involve patient interaction within the pharmacy while others occur after the patient leaves the pharmacy. Fortunately, many errors are discovered during the pharmacist–patient counseling interaction and are corrected before patients leave the pharmacy (Ukens, 1997). For this to occur, however, patients need to be actively involved with their drug therapy. Their participation could identify potential errors. Patients, and their caregivers, should realize that they have a stake in preventing errors. Patients should feel free to question situations that do not appear right and mention them to the pharmacist.

When giving information to patients, you should allow patients the opportunity to repeat back key information in order to detect possible errors and misunderstandings. Counseling should be used to verify the accuracy of dispensing and to assess patient understanding of proper medication use. When giving verbal instructions, difficult drug names should be spelled out for patients. Written patient education leaflets should be given for future reference. As stated in other sections of the book, patient education material must be targeted at appropriate grade level. It is estimated that over 90 million Americans have limited health literacy skills (Nielsen-Bohlman, 2004). You should use the Internet or other technologies as effective mechanisms to communicate with patients. You should keep notes in your patient database about unique patient characteristics (hearing, speech, or vision impairments). You should also document past issues involving errors or nonadherence to therapy within the patient's profile.

You should encourage your patients to keep a list of all their medications and instructions along with critical health information, such as drug allergies. Patients should refer to their lists every time they visit their physicians or pharmacists; being proactive will minimize patient risk. You should offer advice on how patients can minimize their exposure to medication errors. Patients need to know what the medication is used for, how to take it, what to expect, and other essential information. If their therapy changes from one visit to the next, patients should feel comfortable bringing it to your attention. Unfortunately, this does not occur all the time. As discussed in other chapters, you might use the “show and tell” technique of showing the medication to the patient and asking the patient

what the medication is used for and how they are taking it. This approach can alert both the patient and you to possible issues before the patient leaves the pharmacy. In fact, one study found that 89% of the errors that had made it through the medication processing steps and the final pharmacist check were caught at the point of patient counseling when pharmacists showed the medication to patients and verified its indication of use with them (Kuyper, 1993). For an example, see Case Study 9.3.

### CASE STUDY 9.3

A patient enters Morgan's Pharmacy and presents a prescription for:

Indocin 25 mg SIG: 1 cap bid prn #20

After filling the prescription, the pharmacist counsels the patient as follows.

**Pharmacist:** What exactly are you taking Indocin for?

**Patient:** I'm taking it for diarrhea.

**Pharmacist:** Diarrhea, huh? Did your doctor and you discuss the need for a pain medication?"

**Patient:** No, just diarrhea. I feel fine otherwise.

**Pharmacist:** Well let me double-check something here; I will be right back.

The pharmacist then calls the prescribing physician to inform him about the patient's statement. The physician says: "Oh my goodness, I meant to prescribe Imodium, I must have been thinking about another patient I just saw in clinic with back pain. Thanks for calling about this one. Please change the prescription to Imodium 2 mg." This situation is based on an actual experience.

In Case Study 9.3, the pharmacist was able to identify a prescribing error by simply asking the patient an open-ended question. Using this approach, she was able to determine the patient's perception about what the medication was used for. She also asked if there might be a pain issue involved (possibly Indocin was prescribed for a pain-related issue and the actual treatment for the diarrhea was not clear to the patient; possibly the physician forgot to write a prescription; or possibly the patient was to treat the diarrhea in some other manner). Once the patient indicated that diarrhea was the only health issue, the pharmacist realized that something was not quite right and excused herself before making any other statements to the patient. She then called the physician to clarify things and thus resolved the error.

### General Strategies to Enhance Patient Safety

While the previous section addressed specific causes and strategies for dealing with errors, broader strategies exist that need to be considered to enhance overall medication safety. Using these general approaches, you can minimize medication errors in your practice setting.

## REPORTING ERRORS

You should establish a culture within your practice environment that recognizes that errors do occur and that errors should be reported. It is important to establish a nonpunitive approach to dealing with errors to minimize feelings of embarrassment, fear, or lack of professionalism that many people feel once an error is discovered. Most people are reluctant to report an error, or they try to work around the error without letting others know about it. In addition, peers are reluctant to report errors made by their colleagues. It is important to realize that most errors are caught by others. We rarely catch our own errors. So we must rely on others to find and report errors using the various levels of quality control.

To be most effective, reporting mechanisms should not be punitive, but instructive. People should not lose their jobs or be penalized (except in cases of dereliction of duty or criminal activity) when errors occur. The aviation and automobile industries found out the hard way that penalizing employees actually increased potential errors by decreasing the number of reported errors and by eliminating any opportunity to remedy structural or procedural deficiencies. Many errors are related to system issues rather than people issues. Thus, people must feel comfortable identifying, documenting, and reporting errors in a constructive environment. The organization's philosophy and culture should be nonpunitive, which is difficult at times. A delicate balance exists between holding personnel to a high level of quality and professionalism and at the same time recognizing that some errors will occur and that employees are not to be punished when errors are reported.

You should develop protocols to use when errors occur and to develop appropriate methods to report errors. Furthermore, staff may have different perceptions of what an error actually is. Thus, examples of possible errors must be included in training so that individuals understand what needs to be monitored and reported. Unfortunately, many errors are not detected, but for those that are found, they should be documented and reported. Reporting systems must be user friendly, quick, and easy to use. Documenting errors (in a dedicated logbook or on the back of the prescription) provides a clear paper trail for further analysis. This documentation may also be helpful in future interactions with specific patients or prescribers. Not reporting errors prevents the creation of a clear picture of possible issues. People sometimes rationalize that it was a one-time slip-up when in actuality it might be occurring all the time. Without proper documentation and reporting, individual pharmacists, their managers, and the entire department are not aware of the specific issues that need to be addressed. Thus, departments are destined to continue to repeat the same error. It is important to report "near misses" as well, including how the error was prevented and how it might not have been prevented under other circumstances. Periodic studies of past errors need to be implemented in order to establish possible trends leading to eventual plans to correct them. Continuous training is essential to minimize future errors.

Several national reporting efforts have been established to track errors and their potential causes. The MedMARX program (see the accompanying box for contact information) is an anonymous reporting system used by hospitals and

health care organizations to share information regarding patient safety and medication errors. The United States Pharmacopeia (USP) Medication Errors Reporting Program (see the accompanying box for contact information) is a confidential and anonymous reporting system for health care professionals who encounter actual or potential medication errors. According to the USP program, “By reporting errors, pharmacists, nurses, physicians, and other healthcare practitioners contribute to improved patient safety and to the development of valuable educational services for the prevention of future errors.” The USP forwards all information to the FDA as a partner in the FDA’s MedWatch program so that information can be entered into this important data base. The Institute for Safe Medication Practices also assists USP in the development and implementation of the Medication Errors Reporting Program. You should be encouraged to report errors to these national systems to help identify medication safety issues.



### Relevant Websites

- IOM Report—To Err Is Human: [http://books.nap.edu/html/to\\_err\\_is\\_human/](http://books.nap.edu/html/to_err_is_human/)
- IOM Report—Crossing the Quality Chasm: <http://www.nap.edu/books/0309072808/html/>
- The Annenberg Network: <http://www.mederrors.org/>
- National Patient Safety Foundation: <http://www.npsf.org>
- National Coordinating Council on Medication Error Reporting and Prevention: <http://www.nccmerp.org/>
- Institute for Safe Medication Practices: <http://www.ismp.org/>
- AHCPR—Medical Errors & Patient Safety Subdirectory Page: <http://www.ahcpr.gov/qual/errorsix.htm>
- Quality Interagency Coordination (QuIC) Task Force: <http://www.quic.gov/>
- USP Medication Errors Reporting Program: <http://www.usp.org/patientSafety/mer/> and 1-800-23ERROR
- MEDMARX: <http://www.usp.org/patientSafety/medmarx/> and 1-877-MEDMARX
- JCAHO leaflets “Speak Up: Help Prevent Errors in Your Care” and JCAHO “DO NOT USE” list: <http://www.jcaho.org>
- AHRQ brochure “20 Tips to Prevent Medical Errors”: <http://www.ahrq.gov>

### ORGANIZED STRATEGIES TO MINIMIZE ERRORS

Several strategies have been used by safety experts to identify the causes of errors within a variety of work environments. Many of these approaches can be adapted to pharmacy practice settings, such as Failure Mode and Effects Analysis (FMEA) and

Root Cause Analysis (RCA) (Cohen, 1999). FMEA attempts to identify sources of potential failure within a specific system and the consequences of such failures. It can be used to evaluate previous failures or to prevent future failures. The goal of this risk management tool is to reduce the frequency of failures and their consequences. RCA focuses on specific root causes of errors and not on the actual errors themselves; it attempts to identify the specific reasons for the error by asking a series of probing “why”-type questions to eventually find the root cause. Many times, RCA discovers multiple causes of the error resulting in numerous opportunities for change. Pharmacists in institutional practice settings may be more familiar with these approaches than their community practice colleagues. However, many experts urge that these strategies can be used in a variety of pharmacy practice settings and can be used to evaluate communication and patient counseling issues.

General risk management systems can also be used to minimize procedural and personnel issues. Risk management does not necessarily mean risk elimination; errors will still occur, but hopefully in fewer numbers and with less severity. Effective risk management systems decrease the incidence of preventable errors and lessen the consequences of errors that cannot be prevented (Abood, 2005). Quality assurance programs will assist in improving risk management. You should become familiar with the risk management and quality assurance programs within your practice setting and are encouraged to work with risk managers and other professionals in this area to implement strategies to minimize errors. The key is to develop and implement standards and best practices, and to implement quality improvement systems in order to decrease the potential for error.

## When Errors Occur

---

What do you do when an error occurs? How do you handle the embarrassing situation of telling someone that you made an error? What do you do when an injury or death has occurred (as in Brenda Anderson’s situation in Case Study 9.1)? Difficult questions to face, but as revealed in this section, effective communication skills can help remedy these situations. Put another way, weak communication skills can certainly make situations worse. Readers should be aware that legal counsel must be consulted if there is a chance of litigation surrounding the event. Thus, readers are encouraged to consult material written from the legal perspective (Abood, 2005). This chapter focuses only on the communication skills related to the discovery and disclosure of medication errors.

### INITIAL DISCOVERY

When an error occurs, you must make sure that the patient is not harmed or does not continue to be at risk. Thus, timely intervention is critical to an effective resolution. The first general response to finding an error might be:

- **Avoidance:** “I didn’t make the error, it is not my responsibility to get involved.” “My boss should deal with it.”
- **Blaming someone or something else:** “The physician’s poor handwriting was the problem.” “The computer system went down.”

- **Rationalizing that the error was not important:** “It is no big deal that I gave Terramycin tablets rather than capsules.”
- **Rationalizing that the patient will call the pharmacy if there is a problem.**

### INITIAL CONTACT WITH PATIENT

The first few moments of contact with patients are critical in determining how the situation will eventually be resolved. You want to appear to be in control of the situation (that you are working to resolve the situation), but at the same time allow the patient to state his or her feelings. If the patient is in the pharmacy, go with him or her to a quiet area where other people cannot overhear. When patients learn about a particular error, they typically want to hear a brief description of exactly what happened and the short-term consequences of the error (“this dose might increase your chances of having diarrhea”). They also want to be reassured that you are trying to resolve the situation immediately. Patients need to perceive that you are genuinely concerned about the error and are taking immediate steps to deal with it. If they perceive that an appropriate level of concern is not apparent, they may be more prone to litigation.

During the initial contact, you should make a simple, but clear statement that you are extremely sorry for the error. You should not place the blame on technology (“the computer didn’t catch the error”), other people (“the evening pharmacist made the error”), or the fact that you were too busy. If you found the error, you need to take the responsibility for trying to resolve it. If a technician made the error, you, as the pharmacist in charge, should not transfer blame to him or her since the error occurred under your watch. Also, you should not suggest that the patient might have contributed to the problem, “You should have called before you took a dose of medication you thought was wrong.” Do not minimize the importance of the error either, “Luckily, no harm was done. Taking the 1 mg strength of Xanax instead of the 2 mg wouldn’t have hurt you.” Patients are initially more concerned about the fact that an error has occurred regardless of its potential harm.

Some errors can be remedied relatively easily (“please bring the prescription into the pharmacy and we will give you the new prescription” or “our staff will be bringing the new prescription out to your home later today”), while others might be more complex and may take time to resolve (“I need to discuss this situation with your physician before making a decision about what needs to be done”). In situations that may take additional time, you need to convey that fact to the patient so that he or she feels that you are still concerned and are working toward a resolution and did not just forget about it.

Finally, you should thank the patient for bringing the error to your attention, “Thank you for checking your medicine and telling us immediately that you had a concern.” Even when patients think an error has occurred but has not (e.g., a different looking generic was dispensed), you should thank them for being vigilant and reporting the possible error.

## FURTHER CONTACT

Once the patient has a clear idea that an error has occurred and how it is being resolved, you may want to provide additional insights into why it occurred. Some patients might want to know how it occurred and what steps you are going to implement to prevent future occurrences. It is best to monitor the patient's interest before launching into a detailed explanation. Some patients might not care since they are only focusing on their own situation. To some patients, a lengthy explanation may seem like you are making excuses. You should be honest and upfront with the patient about the long-term consequences of the error. They may be interested to learn how they will be compensated for their inconvenience or injury. You should make sure that you do not rush through the experience and allow patients time to ask questions and express their feelings. On the other hand, you do not want to prolong the process either or keep repeating the same phrases. You should encourage patient expressions about what they are thinking and feeling about the situation. This feedback will help you determine whether you need to conclude the interaction or continue to address the patient's remaining concerns. A sincere closing statement, such as "this rarely happens, but it happened with your prescription and I want to resolve it," may put the error in perspective. Patients need to hear that you found an error, you feel terrible about it, it does not happen that often, but it did happen to them, and you are going to try to resolve it. You should also contact them at a later time to determine whether they have additional questions and update them with relevant information. Finally, you should write everything down for future reference (especially if litigation occurs). Documentation is also helpful for your quality assurance program and for the national reporting systems as well.

## CONTACTING OTHER HEALTH CARE PROVIDERS

You should alert physicians or other health care providers if they were involved with the original error (poor handwriting, wrong drug prescribed, prescribing two interacting medications, etc.) or if the patient requires treatment due to the damage caused by the error. Once again, you may be tempted to avoid contacting others since you may be embarrassed or concerned that your professional competence may be called into question. However, if you do not report it and they find out through the patient or some other means, then you will suffer additional consequences. Your colleagues will be observing how you handle the error. If they perceive that you are handling it appropriately, they will be inclined to forgive the error and move on. However, if not, they may not trust your veracity or professional competence in the future.

Finally, revealing errors to other providers is helpful for their quality assurance efforts as well. They need to know how they may have personally contributed to the error and how communication and/or other elements of the "system" need to be improved to minimize future errors.

## Summary

Medication errors typically involve complex relationships between systems, people, and communication processes. They typically involve issues within and outside the control of patients, pharmacists, and other care providers. Patients are certainly concerned about medication errors. In fact, a recent study found that 69% of all hospitalized patients were concerned about “being given the wrong medicine” while staying in the hospital (ASHP, 2002). As outlined above, pharmacists and their staffs need to be aware of the possible communication skill issues that may lead to medication errors. They should reflect on the errors that are identified within their practice setting and eventually use this information to improve the quality of care. The key is to develop and implement standards of practice that minimize errors, and to implement quality improvement systems in order to decrease the potential for error.

## REVIEW QUESTIONS

1. What is the definition of a medication error?
2. What are the various national medication error reporting programs?
3. Name two strategies for risk reduction.
4. What elements of the communication model are most critical to the communication process surrounding medication errors?

## REFERENCES

- Abood, R. *Pharmacy Practice and the Law*. 4th ed. Sudbury, MA: Jones and Bartlett Publishers, 2005.
- American Society of Health-system Pharmacists 2002 Omnibus Survey: Top patient concerns. Accessed August 20, 2006 at <http://www.ashp.org/pr/SurveyReport.pdf>.
- Cohen MR. *Medication Errors: Causes, Prevention and Risk Management*. Sudbury MA: Jones & Bartlett, 1999.
- Golz G, Fitchett L. Nurses' perspective on a serious adverse drug event. *American Journal of Hospital Pharmacy*? 56: 904–907, 1999.
- Institute of Medicine. *To Err is Human: Building a Safer Health System*. Washington, DC: National Academy Press, 2000.
- Institute of Medicine. *Crossing the Quality Chasm: A New Health System for the 21st Century*. Washington DC: National Academy Press, 2001. (Executive Summary)
- Kuyper AR. Patient counseling detects prescription errors. *Hospital Pharmacy* 28: 1180–1182, 1993.
- National Institute for Literacy, *Newsletter*, vol. 3 (2), May/June 1996.
- NCCMERP: National Coordinating Council on Medication Error Reporting and Prevention. Accessed August 20, 2006, at <http://www.nccmerp.org>.
- Nielsen-Bohlman L, Panzer AM, Kindig DA (eds). *Health Literacy: A Prescription to End Confusion*. Washington, DC: National Academy Press, 2004.
- Ukens C. Deadly dispensing: an exclusive survey of Rx errors by pharmacists. *Drug Topics* 141: 100–111, 1997.

## SUGGESTED READINGS

- Best Practices for Health-System Pharmacy*. Bethesda, MD: ASHP, 2004: 149;159.
- Brushwood DB. *The Power of Words: Responding Appropriately to a Patient's Concerns about Quality*. Institute for the Advancement of Community Pharmacy, 2001.

- Grasha AF. Pharmacy workload: The causes and confusion behind dispensing errors. *Canadian Pharmaceutical Journal* 134: 26–35, 2001.
- Johnson JA, Bootman JL. Drug-related morbidity and mortality and the economic impact of pharmaceutical care. *American Journal of Hospital Pharmacy* 54: 554–558, 1997.
- Johnson JA, Bootman JL. Drug-related morbidity and mortality: a cost-of-illness model. *Archives of Internal Medicine* 155: 1949–1956, 1995.
- Lambert BL. Predicting look-alike and sound-alike medication errors. *American Journal of Hospital Pharmacy* 54: 1161–1171, 1997.
- Manasse HR. Medication use in an imperfect world: Drug misadventuring as an issue of public policy. *American Journal of Hospital Pharmacy* Part 1: 46: 436–439; Part 2: 46: 1141–1152, 1989.
- Morrison PE, Helneke J. Why do health care practitioners resist quality management? *Quality Progress* 25: 51–55, 1992.
- Reason J. *Human Error*. Cambridge, UK: Cambridge University Press, 1990.



# Strategies to Meet Specific Needs

Introduction  
Older Adults  
Communication Impairments  
Patients with Disabilities  
Terminally Ill Patients  
Patients with HIV or AIDS  
Patients with Mental Health Problems  
Suicidal Patients  
Patients with Low Health Literacy  
Cultural Competence  
Caregivers

## Overview

---

Applying communication skills to pharmacy practice situations is not always easy. It can be especially difficult in situations in which patients have special communication needs. These situations require special sensitivities and unique strategies to ensure effective communication. This chapter addresses the skills needed to deal with older adults; persons with hearing, sight, or literacy deficiencies; patients with disabilities; terminally ill patients; patients with AIDS; patients with mental health problems; patients from different cultural backgrounds and persons taking care of patients (caregivers).

## Introduction

---

Communication in pharmacy practice is frequently hindered by specific challenges presented by unique groups of patients. This chapter discusses specific communication barriers involving a variety of situations. Different strategies are also outlined to assist you in identifying and dealing with these special communication needs.

Before discussing the unique communication challenges of these special patient groups, one caveat that applies to most situations must be offered: if you sense that a person has a unique problem, you should check your perception of that problem (see Chapter 3). An example is how we often treat the elderly. Although some elderly patients may appear to be frail, they may not be forgetful or hearing impaired. However, we make certain assumptions based on our perceptions of the elderly as a group of patients. Thus, we may start shouting at them or talking slower. The key is to assess how they are responding to our educational efforts. We should watch for nonverbal clues to see whether they are leaning toward us or whether they have a confused look. Asking open-ended questions can also provide feedback about the patient's ability to communicate. Not checking initial impressions could lead to some potentially embarrassing situations for both patients and us. We should try to avoid stereotyping individuals and make sure to check our perceptions.

## Older Adults

---

Several factors make it imperative for you to be sensitive to interactions involving older adults. The number of elderly in our society is increasing, and the elderly consume a disproportionate amount of prescription and nonprescription medications compared with other age groups. Elderly men and women present special opportunities for pharmacists because they account for 30% of all prescription medication taken in the United States and 40% of all over-the-counter (OTC) medication. As a group, two out of three elderly people take at least one medication daily. Thus, this growing segment of the population is in need of our patient counseling services. Unfortunately, the aging process sometimes affects certain elements of the communication process in some older adults. These potential communication problems are discussed below.

### LEARNING

In certain individuals, the aging process affects the learning process, but not the ability to learn. Some older adults learn at a slower rate than younger persons. They have the ability to learn, but they process information at a different rate. Thus, the rate of speech and the amount of information presented at one time must meet the individual's ability to comprehend the material. In addition, short-term memory, recall, and attention span may be diminished in some elderly patients. The ability to process new and innovative solutions to problems might also be slower in some older adults. Thus, attempts to change behaviors should be structured gradually and should build on past experiences. A good approach with some older adults is to set reasonable short-term goals, approach long-term goals in stages, and break down learning tasks into smaller components. Another important step is to encourage feedback from patients as to whether they received your intended message by tactfully asking them to repeat instructions and other information and by watching their nonverbal responses. When given the opportunity to learn at their own speed, most elderly people can learn as well as younger adults.

## VALUE AND PERCEPTUAL DIFFERENCES

Potential communication barriers between you and older patients may be attributable to the generation gap. Some older adults may perceive things differently from those in different age groups since people typically adhere to values learned and accepted in their younger years. Thus, some older adults may have different beliefs and perceptions about health care in general and about drugs and pharmacists specifically. Some behaviors, such as hoarding and sharing medication, may seem inappropriate to you, but such actions may make sense to someone who grew up in the 1930s during the Depression. You should be aware of situations in which you may be reacting to their different values and belief systems rather than to the patients themselves.

The image of the pharmacist and the pharmacy profession is also important. Older patients may expect a well-groomed, clean-shaven, professional-looking male practitioner to serve them. If you do not meet these expectations, they may be somewhat reluctant to interact with you initially. Their perception of authority may also influence how they interact with you. Some older adults grew up respecting the authority of physicians and pharmacists and prefer a more directed approach to receiving health care. Thus, they may be receptive to being told what to do. On the other hand, many patients want to be more independent and may feel the need to assert themselves. They may be somewhat more demanding, may want additional information, or may want more input into the medication decision-making process. Thus, it is important to assess which approach seems to work for each patient.

## PSYCHOSOCIAL FACTORS

Several psychosocial factors may influence your relationship with older adults. First, some older adults may be experiencing a significant amount of loss compared with people of other age groups. For example, their friends may be dying at an increased rate, they may have retired from their jobs, or they may have had to slow down or cease certain activities due to the aging process. All these situations involve loss and subsequent grieving. Thus, their reaction to certain medical situations, such as ignoring your directions or complaining about the price of their medications, may be responses to fear of their diseases, of becoming even less active, or of dying. They may deny the situation or become angry at you or other health care providers. They may also turn to self-diagnosis and self-treatment or to the use of other people's medications.

## Communication Impairments

---



### Possible Patient Impairments

- Vision
- Hearing
- Speech
- Aphasia

## VISION

Pharmacists and their staffs work with patients with visual impairments in a variety of practice settings. Be prepared to offer alternative forms of patient counseling to deal with these impairments. If you work with elderly patients, you need to realize that the aging process may affect the visual process. Written messages for persons with visual deficiencies should be in large print and on pastel-colored paper rather than on white paper. Many times visual acuity is not as sharp, and sensitivity to color is decreased. In some older patients, more light is needed to stimulate the receptors in the eye. Thus, when using written information, make sure you have enough light.

## HEARING

Three general types of physical hearing impairment (conductive, sensorineural, and central) can occur singly or in combination with one another. Conductive hearing impairment results when something blocks the conduction of sound into the ear's sensory nerve centers. Sensorineural impairment occurs when the problem is situated in the sensory center of the inner ear. Central hearing impairment occurs when the nerve centers within the brain are affected. A hearing aid is helpful for people with conductive hearing problems, less effective for those with sensorineural impairment, and ineffective for those with central loss. Because the hearing aid only makes the sound louder, it is not as helpful in patients who cannot distinguish sounds easily and may actually make some situations worse. Hearing deficiencies can also be caused by a variety of factors, including birth defects, injuries, and chronic exposure to loud noises.

Aging may also affect the hearing process. Auditory loss in various degrees of severity is seen in more than 50% of all older adults. The hearing loss associated with the aging process is called presbycusis. Unfortunately, this condition may lead individuals to withdraw socially and psychologically or, in extreme cases, may lead others to label them as senile or forgetful. Many older adults describe their hearing impairment as being able to hear what others are saying, but not being able to understand what is being said. They can hear words, but they cannot put them together clearly. Other types of hearing loss seen in some older adults are related to diminished response to high-frequency sounds. In some older adults, sensitivity to sound is decreased, and the volume must be increased to stimulate the receptors.

Many individuals with hearing deficiencies, including some older adults, rely on speech reading (watching the lips, facial expressions, and gestures) to enhance their communication ability. Speech-reading is more than just lip-reading. It involves receiving visual cues from facial expressions, body postures, and gestures as well as lip movements. Research has shown that everyone develops some speech-reading skill and that the hearing-impaired typically develop that skill much further. Development of this skill is hindered if sight is impaired as well, as in some older adults. For speech-reading to be most effective, you should position patients directly in front of you and have a light shining on your lips and face when communicating.

To improve communication with hearing-impaired patients, try to position yourself about 3 to 6 feet away; never speak directly into the patient's ear because

this may distort the message. Wait until the patient can see you before speaking; position yourself on the side of the patient's strongest ear; if necessary, touch the patient on the arm. If your message does not appear to be getting through, you should not keep repeating the same statement, but rephrase it into shorter, simpler sentences. Many pharmacists and their staffs have learned sign language to assist hearing-impaired patients.

Other types of hearing loss seen in some older adults are related to the actual hearing process. Response to high-frequency sounds is usually diminished before the response to lower-frequency sounds. Thus, using a lower tone of voice may help some older adults. In some older persons, sensitivity to sound is decreased, and increased volume can assist in hearing. It is also important to slow your rate of speech somewhat so that the person can differentiate the words. Remember not to shout when speaking, since shouting may offend some people. Talking in a somewhat higher volume may be necessary, but more likely a slower rate of speech will help most individuals. Finally, be aware of environmental barriers, such as loud background noises or dimly lit counseling areas, which make communication difficult for the hearing impaired.

## SPEECH

In pharmacy practice, you may need to interact with people who have some type of speech impairment. Speech deficiencies can be caused by a variety of factors, such as birth defects, injuries, or illnesses. A common speech deficiency is dysarthria, or interference with normal control of the speech mechanism. Diseases such as Parkinson's disease, multiple sclerosis, and bulbar palsy, as well as strokes and accidents, can cause dysarthria. In dysarthria, speech may be slurred or otherwise difficult to understand because of lack of ability to produce speech sounds correctly, maintain good breath control, or coordinate the movements of the lips, tongue, palate, and larynx. Many of these patients can be helped by certain medications or by therapy from a trained speech pathologist.

Another common speech problem results from the removal of the larynx secondary to throat cancer or other conditions. Such individuals can usually learn to speak again either by learning esophageal speech or by using an electronic device. However, you must be sensitive to these patients, since they sound "different." Many people realize they sound different and that they may make other people feel uncomfortable. Thus, they may shy away from interacting with others.

To overcome speech barriers, many patients write notes to their pharmacist or use sign language as a means of communicating. Some pharmacists have responded to this need by providing writing pads for patients and even by learning how to sign along with the patient.

## APHASIA

A group of patients with related speech difficulties are those who suffer from aphasia after a stroke or another adverse event. Aphasia is a complex problem that may result, to varying degrees, in the reduced ability to understand what others are saying and to express oneself. Some patients may have no speech,

whereas others may have only mild difficulties in recalling names or words. Others may have problems putting words in their proper order in a sentence. Speech may be limited to short phrases or single words, or smaller words are left out so that the sentence reads like a telegram. The ability to understand oral directions, to read, to write, and to deal with numbers may also be disturbed. Fortunately for some patients, their communication ability can be improved after extensive therapy. However, improvements are often seen in small increments.

Aphasic patients usually have normal hearing acuity; shouting at them will not help. Their problems are due to lack of comprehension; they are not hard of hearing, stubborn, or inattentive. Until you are aware of the extent of language impairment, avoid complex conversations. You need to be patient with these individuals when discussing their medications. Many times, they get frustrated with their situation because they know what they want to say but cannot say it. Also, it takes longer to communicate with them, since they may hear the word but may not immediately recall the meaning of it. Patience is also needed, since you may be tempted to fill in the word or phrase for aphasic patients. It is best to let them try to communicate. If they are unsuccessful after a few attempts, help them by supplying a few words in multiple-choice fashion and let them select the word they desire. Aphasic patients often feel isolated and may withdraw from social interactions. Thus, they should be encouraged to interact with other people. Most appreciate being included in a conversation even if only to listen.

Some aphasic patients have difficulty reading. The difficulty is not one of visual acuity but rather of comprehending written language. Some have severe dyslexia and cannot read at all; others can read single words with comprehension but cannot read sentences. Patients with dyslexia may not be able to write notes to you. Dyslexia is not a physical disability but rather the inability to recall or form conventional written symbols.

Many aphasic patients retain certain automatic responses and may appear to be able to communicate very well. They may be able to count to 10 but not to count 4 items placed in front of them. They can name the days of the week, but cannot tell you that Tuesday comes before Thursday. They may be able to function effectively only in repetitive situations. Usually, their automatic speech skills are within socially acceptable limits, but sometimes patients utter profanities that may embarrass both listeners and patients themselves. Patients are not displaying anger or other displeasures when they curse, but rather are using automatic speech and are unable to inhibit these responses. You will probably be challenged when counseling aphasic patients and getting feedback may be difficult, but you should at least make an attempt, since they may benefit from the experience. Many times it is best to counsel other people who are caring for aphasic patients, but do not exclude patients from this experience.

## Patients with Disabilities

---

One cannot anticipate all the various types of patients you will be interacting with during your career, but many will have disabilities that must be considered. In addition, there is a wide spectrum of how patients are able to cope with

their disabilities. On one end of the spectrum, patients may be coping so well that their disability is hardly noticeable, while on the other end, their disability may severely affect their ability to access care and communicate with you. The key is to be sensitive to their unique needs. As many disabled individuals would say, “don’t treat me as a disability, treat me as an individual with a disability; in other words, treat me as an individual first.” Using common sense and being sensitive to individual needs would be good practices to follow. Due to some disabilities, you may need to interact with the patient’s caregiver rather than the patient. As discussed later in the chapter, this necessary approach presents a variety of communication issues.

### WHEEL CHAIR BOUND PATIENTS

Access issues are paramount when caring for wheel chair bound patients. The Americans with Disabilities Act (ADA) has specific guidelines regarding access to health care environments that would be applicable to pharmacies. Unfortunately, many pharmacy practice settings, including hospital, clinic, and community sites, are not readily accessible to these individuals. Entrances and aisles are often not wide enough, counters are too high, and pharmacists may not be visible to wheel chair bound patients.

When talking with patients in wheelchairs, it is important to realize that you may be talking down to them. Although they may be used to having people hovering over them, it is best to talk on the same eye level, if it is not too awkward. Patients appreciate any efforts to minimize the distance between you and them without causing increased attention to the fact that they are in a wheel chair. You should watch patient nonverbal messages to monitor whether they are comfortable during the communication process. You may need to adjust your location or approach if they appear to be straining to hear or do not seem satisfied with the communication environment.

### LEARNING DISABLED PATIENTS

Patients with learning disabilities are especially challenging since you do not want to treat them differently, but at the same time you want to make sure that they can comprehend the critical information that you provide, including how to take the medicine, proper storage requirements, or what side effects to monitor. You must develop tact in approaching these patient education situations. You may have to repeat key information or use a variety of analogies to make your point. In addition, you should not get frustrated if the patient does not seem to get the main points. Some pharmacists have developed effective written information that is written at the appropriate level to share with their patients. Unfortunately, most available literature is written on the tenth to twelfth grade level, which is too complex for some patients. For many patients, you may also have to work with the patient’s caregiver to make sure that information is transmitted correctly and used appropriately. If the patient and caregiver are both present, make sure that you speak to the patient, not just to the caregiver, to get them involved with the situation as much as possible.

## HOMEBOUND PATIENTS

The key to communicating with homebound patients is to work with patients' caregivers when they visit the pharmacy to verify that information is transmitted correctly and used appropriately. Clear, concise written information is essential in these situations. It is critical to review this information with the caregiver to make sure that key points are highlighted and are eventually discussed with the patient. Communication over the phone or Internet may also be possible (see Chapter 7 for advice on how to conduct an effective telephone interview). Many homebound patients can use the Internet and thus you may be able to communicate with them via e-mail. You can also recommend links to appropriate websites for relevant information for the patient. It is very rare that pharmacists visit homebound patients, but patients and their caregivers certainly appreciate these visits. In addition, some health insurance companies will pay for pharmacy home visits, especially if they are linked to providing delivery and monitoring of special medication (home infusion, for example).

## Terminally Ill Patients

---

Most individuals, including pharmacists, find it somewhat difficult to interact with terminally ill patients. People typically feel uncomfortable discussing the topic of death and are uncertain about what to say; they do not want to say the “wrong” thing or upset patients. Yet most terminally ill patients need supportive relationships from family members, friends, and pharmacists.

Pharmacists are becoming increasingly important in the care of terminally ill patients owing to the complex nature of cancer therapy and pain management and to their increased involvement on oncology teams in hospitals and other institutions. By the same token, more community-based pharmacists and their staffs are getting involved because of the de-institutionalization of cancer treatment and the evolution of home health care as a popular option for many patients. More important, pharmacists may be the only health professionals in their community who are readily accessible to patients and families. In addition, more patients are receiving palliative care at home. Palliative care seeks to comfort patients and to keep them pain free which addresses physical, as well as the psychological, emotional, and spiritual needs of the patient. A key component of palliative care is effective communication between the patient, the pharmacist, and other health care providers. Managing these unique needs requires strong communication skills; thus, you should be ready, professionally and emotionally, to interact with these patients.

The following communication strategies should be used when working with terminally ill patients. Many of these approaches are too complex to be discussed in detail here but are listed in the suggested reading at the end of this chapter (Beardsley et al, 1977; Feifel, 1977; Kubler-Ross, 1969). Most strategies require “meeting the patients where they are” in relation to their understanding of their condition and their stage of adjustment. For example, a patient may be

denying the existence of his illness, or he may be angry or depressed about his situation. You would approach these two situations differently. The key is to ask open-ended questions, such as “How are you doing today?” or “How are things going?” to determine patient willingness to discuss the situation with you. You should not assume that patients do not want to talk about it. Even if patients do not respond initially, they at least realize that you are willing to talk and may open up at a later time. In addition, you should not “push” patients who are in denial or are angry to change their perceptions or feelings. Acceptance of whatever patients feel regardless of the coping strategies they use is an important aspect of caring.

Before interacting with terminally ill patients, be aware of your own feelings about death and about interacting with terminally ill patients. Do you typically avoid conversations with these patients? Do they remind you of someone close to you who struggles with a terminal illness? Being aware of your feelings will help you assist these patients. You should realize that you can handle some situations yourself, whereas other cases should be referred to others for assistance. Many pharmacists have found that just being honest about their feelings improves their interaction with terminally ill patients. Just by saying “I don’t know what to say right now. Tell me how I can help you?” or “I feel so helpless. Is there anything I can do for you?” seems to communicate concern for patients and gives them a chance to share their concerns as well. As in any type of patient interaction, the degree of involvement depends on your relationship with the patient. You will be more open with some patients than with others. It is also important to implicitly or explicitly set limits on what you can do for the patient. You must communicate your concern without raising the patient’s expectations that you can assist in all areas of the patient’s life, such as providing financial advice or preparing a will.

Many terminally ill patients realize they make other people feel uncomfortable. Thus, they tend to avoid certain interactions. However, if you can express your uneasiness or your frustration about not knowing how to help them at the same time that you express your concern for them, patients will typically feel more at ease and more willing to express their own feelings.

You may also come in contact with family members who will probably have special needs themselves. Research has shown that family members go through the same types of stages (denial, bargaining, anger, depression, and acceptance) that dying patients go through, and need support and often drug therapy (Kubler-Ross, 1969). Thus, you should be prepared to deal with the various emotions that are associated with each stage. In addition, Kubler-Ross and others have found that many individuals do not enter all stages and often move back and forth between various levels of denial and acceptance. Therefore, you need to listen closely to family members to determine their specific needs.

In summary, communicating with terminally ill patients and their families is extremely important. You should not avoid talking with them unless you sense that they do not want to talk about their illness. Not interacting with them only contributes further to their isolation and may reaffirm the idea that talking about death is uncomfortable.

## Patients with HIV or AIDS

---

As a pharmacist, you will probably be working with patients who have a variety of health issues around human immunodeficiency virus (HIV) or acquired immune deficiency syndrome (AIDS). Not only are these patients dealing with potentially life-threatening diseases, they are also dealing with the social stigmas that often accompany their condition. The key is not to treat them as being “different” from your other patients. Typically, they do have a unique set of needs that should be recognized and addressed. Many of the issues discussed in the terminally ill section apply to AIDS patients, since AIDS can still be a terminal disease. However, many patients are living much longer life spans with the advent of highly active antiretroviral therapy. Therefore, health professionals must adjust their thinking and come to perceive HIV infection as a chronic condition rather than a terminal disease. In any case, you should use some of the strategies outlined in the previous text, such as using open-ended questions to determine patient receptivity to interaction.

Patients with HIV or AIDS have special needs that should be considered. For example, many patients do not have an adequate support system, since relationships with family and friends may be strained because of the social stigma. You may be asked to be part of the patient’s support system or called on to refer the patient to an appropriate source of support. You may need to supply additional triage or problem-solving support when others are not providing it.

Many patients have trouble dealing with their own identity as the disease progresses. In many cases, dealing with HIV or AIDS has a physical component (i.e., weight loss, lack of energy), but also psychological and sociological aspects (i.e., becoming more dependent on others, fear of dying, fear of pain). Patients are wrestling with a lot of issues and may need some assistance sorting things out.

Patients must also deal with misinformation and inaccurate perceptions about HIV and AIDS. People around them may not understand the various aspects of the disease or its treatment. It is hoped that pharmacists are not included in this misinformed group. We must keep up with the latest literature, since we know that many patients monitor what is being researched. You must determine what your role should be in assisting these patients. You may or may not feel comfortable becoming a close member of a patient support network or taking an active role in ensuring that patient needs are met beyond your professional responsibility to provide pharmaceutical care services. The key is to identify what the patient’s needs are and what services you can provide or referrals you can make to best meet these needs.

## Patients with Mental Health Problems

---

Many pharmacists admit that they have difficulty in communicating with patients with mental health disorders. By the same token, many mental health patients may be reluctant to interact with other individuals. Some pharmacists feel that they do not know what to say to mental health patients. They are afraid to say the wrong thing or something that might cause an emotional outburst by the patient

in the pharmacy. Some pharmacists are also unsure of how much information to provide to such patients about their condition and treatment. Many times it is unclear what patients already understand about their condition and what their physicians have told them. Once again, open-ended questions are good tools to use to determine the level of patient understanding before you counsel them about their medications. Examples include “What has the doctor told you about this medication?” or “This drug can be used for different things. What has your physician said?” Asking open-ended questions also helps you determine patient cognitive functioning. That is, are they able to comprehend what you are saying, and can they articulate their concerns to you? If not, you may have to communicate through a caregiver.

Some pharmacists may also be reluctant to distribute written information to patients receiving psychotropic medications for fear that patients may misinterpret the information. Another related concern is that many psychotropic medications are used for nonmental health disorders, such as imipramine for bed-wetting or diazepam for muscle spasms. Thus, the written material may not be relevant to the patient’s condition and may only cause alarm. It is important that you carefully screen all materials for their relevance to the individual patient before distribution and that you make an attempt to verbally reinforce the information to ensure a better understanding by the patient.

Pharmacists interacting with patients with mental disorders must address a more fundamental ethical issue: should patients with mental disorders be allowed the same level of information regarding their drug treatment and the same type of informed consent as patients with nonpsychiatric disorders? Does the uniqueness of having a mental illness versus a physical illness preclude these patients from knowing more about the effects (both positive and negative) of their drugs? Do we withhold certain information that would be given to a nonpsychiatric patient? Obviously, each situation must be evaluated individually, and many times in consultation with the patient’s physician and caregiver. However, the issue is raised here because the way you deal with these questions affects how you communicate with mental health patients. In many situations, trusting relationships develop among patients, mental health practitioners, and pharmacists. In these cases, pharmacists can be key members of the patient’s care management team. Regardless, the pharmacist should be aware that the ethical responsibility is to provide patients with accurate information in a way that meets their needs to understand their treatments. Only with compelling reasons can a health professional ignore the principle that patients have the right to information about their treatment (a compelling reason may be that the patient is not competent to understand information and is dependent on caregivers to make decisions regarding their care).

Unfortunately, certain stereotypes about mental illness and patients with these disorders tend to inhibit communication. People in general, as well as many pharmacists, have certain misconceptions about mental illness. We tend to categorize people based on images from the media or from beliefs we have formed about how “crazy” people act. Our reluctance is also reinforced by the fact that some patients indeed act “different.” They may have awkward body and facial movements (possibly due to their medications). Some are chronic cigarette

smokers and have poor hygienic habits. They may make what we consider to be bizarre statements. They may not establish good eye contact, which may make us even more uncomfortable.

Patients with mental illness may be reluctant to interact with pharmacists for a variety of reasons. First, they may have a poor self-concept and may be insecure about interacting with others. They may also realize that they have a condition that makes other people uncomfortable. Thus, this societal stigma about mental illness makes them avoid social interactions. In some cases, patients may be paranoid about dealing with other people, especially health care professionals. Thus, your attempts to communicate may find initial patient resistance. Patients with mental illness typically need multiple contacts to establish trusting relationships. However, you should realize that this may never happen and that your interactions may always be “different” compared with your relationships with other patients. These differences should be handled the same way that you deal with other unique individuals discussed in previous sections. Differences should not stop you from trying to interact with these special patients. However, the potential communication problems may require you to be innovative in developing strategies to overcome them.

## Suicidal Patients

---

A patient who is being treated with hydrocodone for chronic back pain resulting from a previous injury asks you “What would be the fatal dose of this stuff?” What would go through your mind? What would you say?

Undoubtedly, you would consider the possibility that the patient is suicidal. Yet you may not feel confident in your ability to communicate effectively with someone who could be suicidal. How can you tell whether the patient’s question represents a cry for help? Before discussing how you may respond in this situation, it would first be helpful to identify various myths surrounding suicide that may prevent people from offering help to a suicidal person when help is needed. Further information on the myths surrounding suicide is available at the American Association of Suicidology ([www.suicidology.org](http://www.suicidology.org)), the National Institute of Mental Health ([www.nimh.nih.gov/suicideprevention/suicidefaq.cfm](http://www.nimh.nih.gov/suicideprevention/suicidefaq.cfm)), and the National Library of Medicine ([www.nlm.nih.gov/medlineplus/suicide.html](http://www.nlm.nih.gov/medlineplus/suicide.html)).

Myth: “People who talk about committing suicide just want attention and do not actually kill themselves.” In fact, the majority of individuals who commit suicide have given warnings about their intent. Their clear statements or more subtle hints about wanting to end it all or feelings that others would be better off if they disappeared should be seen as a “cry for help.” They want someone to recognize their need and respond.

Myth: “People who have actually attempted or committed suicide wanted to die.” Evidence is that individuals in a suicidal crisis are motivated by a desire to escape extreme psychological pain and feelings of despair. Their thinking has become so distorted that they believe the only way to escape the pain is to die. The cognitive constriction also leads them to lose hope that relief from their suffering is possible in the future or that effective treatment is possible.

Myth: “Suicidal risk is greatest when individuals are in the depths of a major depressive episode.” Surprisingly, suicides often follow a period when people seem to be coming out of their depressed states. Family and friends are thus shocked because they thought the worst was over.

Myth: “Asking depressed individuals whether they are suicidal is dangerous because it may get them to consider suicide when they hadn’t been thinking of it before.” The fact is that you will not put suicidal thoughts into people’s minds who have not been considering suicide. Asking about suicide will likely provide a sense that you care about them. If the patient who asks about the lethal dose of hydrocodone is not suicidal, he will clarify the reason for his question. If he is depressed or in despair (which often accompanies chronic, severe pain), your question may provide an opening for him to tell you what he is feeling. You can then provide the empathy, support, and information on sources of help that he needs.

Myth: “Once a person decides to commit suicide, there is nothing anyone can do to stop him.” The reality is that the acute crisis is short-lived. However, effective treatment of the underlying depression (as well as the psychic and physical pain) is necessary to prevent future crises.

When faced with someone you think may be suicidal, you must have the courage to talk about your concerns. Say to the patient who asks about the lethal dose of hydrocodone “I’m concerned about the reason behind the question. Are you thinking about killing yourself?” If the question is a cry for help, you have provided the opening for the patient to admit to needing help. Stay calm. Listen with empathy. Express your caring for the patient and your desire to help. Avoid arguing with him or trying to get him to justify why he feels the despair he obviously feels. Don’t discuss your own values or moral objections to suicide. Have someone stay with the individual until he is under professional care. Be familiar with sources of help in your community. Make a note in the patient’s profile about their statements and your conversations with the patient in case another colleague deals with the patient during the next encounter. This is especially important when patients are taking medications that exacerbate depression. You and your colleagues need to monitor these situations and to respond appropriately. If you are not sure about what help is available, call the crisis intervention or suicide prevention help lines that are prominently listed in the front of most telephone books. Help and advice are also available through the National Suicide Prevention Lifeline at 1-800-273-8255.

Various websites provide information on recognizing suicidal intent and advice on responding to someone in crisis. These include:

- The National Center for Injury Prevention and Control at the Centers for Disease Control and Prevention ([www.cdc.gov/ncipc](http://www.cdc.gov/ncipc))
- The American Association of Suicidology ([www.suicidology.org](http://www.suicidology.org))
- The American Foundation for Suicide Prevention ([www.afsp.org](http://www.afsp.org)), the National Strategy for Suicide Prevention ([www.mentalhealth.samhsa.gov/suicideprevention](http://www.mentalhealth.samhsa.gov/suicideprevention))
- Suicide Awareness Voices of Education ([www.save.org](http://www.save.org))
- The Suicide Prevention Resource Center ([www.sprc.org](http://www.sprc.org))

## Patients with Low Health Literacy

---

Low health literacy is a pervasive problem that impedes the ability of many patients to understand information we provide them about their medications. Health literacy is the ability to “read, understand and act on healthcare information” (AMA, 1999). Studies have found that 90 million Americans have limited health literacy (Nielsen-Bohlman et al, 2004). About 34% of English-speaking and 54% of Spanish-speaking American adults have marginal literacy. The average reading level in these populations is eighth grade, while most health information is written at the twelfth grade level. About 15% of patients with literacy problems are foreign born and 5% are learning disabled, which means that 80% of the population with literacy issues were born in this country and do not have a documented learning disability.

To illustrate the extent of the problem, one study found that 42% of patients could not read and comprehend directions for administering a medication on an empty stomach (Williams et al, 1995). At the same time, health care professionals are largely unaware of the extent of the problem in society and in their own population of patients. Persons with limited ability to read and comprehend information are frequently embarrassed and fail to disclose this fact to health care providers. Due to the strong stigma associated with reading problems, many patients will make excuses or try to conceal that fact that they have trouble reading. Many patients with literacy issues have average IQs and function well in daily life, so detection is difficult. Unfortunately, health care providers typically fail to assess patients’ understanding of written information provided to them. However, several instruments have recently been developed to assess literacy, including the Rapid Estimate of Adult Literacy in Medicine (REALM) and the Test of Functional Health Literacy in Adults (TOFHLA). See Chapter 8 for additional information regarding reading level assessment.

The key to this dilemma is that poor health literacy is directly linked to patient safety. If patients cannot understand the material, then they are in danger of therapeutic misadventures and medication errors. The issue is so important that the U.S. Congress has proclaimed October as Health Literacy Month.

As far as strategies to deal with this issue, some research has found that providing pictures with accompanying simple written instructions can improve comprehension of key medication instructions (Morrow et al, 1998). The United States Pharmacopeia (USP) has developed 81 pictograms that illustrate common medication instructions and precautions. These graphic images can be downloaded from the USP website ([www.usp.org](http://www.usp.org)) and can be used by health care professionals to supplement written instructions for low literate or non-English-speaking patients. In addition, the American Medical Association Foundation has produced a Health Literacy Introductory Kit for health care providers describing the scope of the health literacy problem and suggesting ways to overcome barriers to communicating with low-literacy patients ([www.ama-assn.org](http://www.ama-assn.org)). Hardin (2005) suggests that, among other things, pharmacists should have their patients repeat back instructions to ensure accurate transmission of information.

## Cultural Competence

As mentioned earlier, you may be working with patients who are different than yourself. Some of these differences relate to culture and ethnic background. Thus, you must have sensitivity to the cultural differences in your diverse patient environment. This will become even more critical in the future since, according to the projected demographic changes in the United States, our country will become even more diverse. It is beyond the scope of this chapter to describe all the various cultures within the United States and their related beliefs about health care and medication therapy, but a few general guidelines are offered to assist you in developing your cultural competence and enhancing your ability to work with patients from diverse backgrounds. First, you may want to examine the cultural make-up of your practice catchment area. What are the predominant ethnic groups in the neighborhoods surrounding your practice site? What are their overall feelings about the accessibility and quality of health care? What is their trust level regarding health care in general and medication management specifically? You may want to speak with community leaders to assess general community beliefs. Together you may be able to develop strategies for interacting with the various groups. Learning more about these various cultures is a challenging but necessary task.



### Requirements of Cultural Competence in Organizations

- Have a defined set of values and principles, and demonstrate behaviors, attitudes, policies, and structures that enable members at the organization to work effectively cross-culturally.
- Have the capacity to (1) value diversity, (2) conduct self-assessment, (3) manage the dynamics of difference, (4) acquire and institutionalize cultural knowledge, and (5) adapt to diversity and the cultural contexts of the communities that the organization serve.
- Incorporate the above in all aspects of policy making, administration, practice, and service delivery and systematically involve consumers, key stakeholders, and communities.
- Develop programs to identify and understand the needs and help-seeking behaviors of individuals and families served by the organization.

Source: National Center for Cultural Competence, 2004.

Since various cultures speak a variety of languages, one issue that may arise is your ability to communicate with patients who do not speak English or have marginal English skills. As described in the interviewing chapter (Chapter 7), it is important to assess your patient's ability to comprehend or speak in the language that you are using. If language appears to be a significant barrier to communication,

then you must use one of the strategies discussed earlier, such as using a staff member who speaks the patient's primary language or using written material that they can understand.

In looking at broader public health issues, a better understanding of culture may lead to resolving some of the many documented health disparity issues. Research has found that many minority populations do not receive the same level of care as other groups within the United States (Sicat and Hill, 2005). Thus, they are at a disadvantage and do not receive appropriate care. These disparities tend to lead to a variety of chronic health problems. A better understanding of the beliefs of these groups could lead to strategies for improving access to health care. Pharmacists should be aware that several governmental and private foundation programs have been established to assist health care providers in improving health disparity issues. Some of these programs' websites are listed at the end of this chapter. Fortunately, funds may be available to assist pharmacists in caring for certain groups of patients.

In summary, cultural competence is a developmental process that evolves over an extended period. Individuals and organizations are currently at various levels of awareness, knowledge, and skills along the cultural competence continuum. The key is to be sensitive to the differences in beliefs and behaviors within your diverse patient populations. At the same time, you should not stereotype individuals based on their ethnic background, as discussed earlier. The best strategy is to ask open-ended questions to determine what exactly patients feel about certain elements within their health care.

## Caregivers

---

Several special communication problems arise when pharmacists must interact with patient caregivers rather than with the patients themselves. Caregivers can be people who take care of older adults with chronic conditions, parents who take care of children during acute or chronic illnesses, family members, friends, or hired assistants. In general, the number of these caregivers will probably increase in the future, since there has been an increased effort to shift patient care from hospitals to home care. Dealing with caregivers takes a set of specific strategies, since you cannot communicate directly with patients and thus cannot determine whether they received your intended message. It is also difficult to assess patient adherence with medication regimens and to offer support and encouragement to patients regarding their medication treatment.

When dealing with caregivers, certain areas should be addressed. First, caregivers need to understand the patient's condition and treatment and how to communicate specific instructions to the patient. Caregivers must also understand how to monitor patient therapeutic response to a specific medication, how to monitor for adverse drug events, and how to report any suspicious events. They should be instructed about the importance of good nutrition and fluid intake for certain types of patients. They must be reminded about the refill status of medications and when their physicians need to be contacted. Caregivers should be encouraged to contact you if they have any questions or if the patient has specific questions.

Written information about the medication is essential, since the message should be delivered to patients. A follow-up phone call to patients may also be necessary to make sure that messages were received and to reinforce key points regarding drug therapy. Many pharmacists use medication reminder systems (i.e., drug calendars, weekly medication containers) to help caregivers keep track of medications.

In addition, you should develop a special sensitivity to caregivers and should not merely view them as someone picking up the medication. Many times, caregivers have special needs themselves. They may be under a lot of stress trying to care for the patient at home. They may have careers and other activities outside the home and may be financially strained as well. Serious depression has been found in almost one-fourth of the individuals caring for the home-bound elderly. In some situations, the caregivers may be patients themselves with their own medical problems. It is interesting to note that one of the fastest-growing segments of our population is the group of people over 65 with parents in their 80s and 90s (Elderhealth, 1986). Thus, two generations of patients with health problems may be living in the same home.

You should also respond empathetically to caregivers and try to understand some of their personal problems. As mentioned earlier, pharmacists are often the most accessible health care professionals in the community and may be the only consistent contact caregivers have with the health care network. You should be aware of the caregiver's nonverbal messages and must not be afraid to ask, "What is on your mind?" You should also be aware of the different support groups in the community that could assist caregivers, such as local hospice organizations for terminally ill patients at home or respite care services to ease the caregiver burdens. You should realize that dealing with a terminal illness or other devastating disease may reduce family members' ability to communicate with each other and health care providers. Caregivers have so much stress in their daily lives that it is difficult for them to express their exact needs.

## Summary

---

You will always be challenged by situations needing special attention within pharmacy practice. Although the groups discussed in this chapter do not represent the entire universe of patients with special communication needs, they do reflect groups that deserve special consideration. The following chapter addresses another special group of patients—children who are dealing with health issues. With all patients, you need to first recognize patients with special communication needs and then develop effective strategies to overcome specific barriers to the communication process.

## REVIEW QUESTIONS

1. What impact does aging have on learning, memory, and recall?
2. Is there such a thing as a generation gap when counseling patients? If so, explain.

3. What is aphasia, and how can you communicate with a patient who has it?
4. Describe your feelings about the terminally ill and how you could best communicate with them.
5. What are some of the special communication problems that arise from interactions with caregivers?

## REVIEW CASES

### REVIEW CASE 10.1

Nellie Curtis, age 83, has been a member of a large managed-care plan since its inception in 1975. She became a member as part of her husband's employee benefits package when his employer converted shortly after his retirement. She has always had her prescriptions filled at the clinic pharmacy run by the HMO. On this occasion she enters the pharmacy to pick up refills for two of her medications, a diuretic and a digitalis glycoside. Marcus, the pharmacist, greets Nellie:

**Marcus:** Hello Nellie! I bet you are having a good day today.

**Nellie:** Not really, but why are you so sure?

**Marcus:** Because with all this rain we've been having it's gotta be good for the crops and making the grass green.

**Nellie:** Well, I guess so.

**Marcus:** Here are your medicines. Let's see, you take one of each once a day, except the little white one is every other day. Right?

**Nellie:** Yup, I think you've got it.

**Marcus:** You have been on this stuff a long time, haven't you?

**Nellie:** Yup, 'bout a decade.

**Marcus:** You're not having any problems with them, are you?

**Nellie:** Well, I mustn't be, I'm still around aren't I? Say, why all the questions?

**Marcus:** It's our new policy to talk to people. There is a law that says we need to talk more to customers.

**Nellie:** It's about time!

**Marcus:** Well, Nellie, y'all have a good one.

1. How could Marcus have better prepared this elderly patient for a counseling encounter?
2. How should he have established a more respectful relationship?
3. How could Marcus have assessed and responded to any of Mrs. Curtis's needs related to sight, hearing, or memory loss?
4. What simple sentences could Marcus have used to ensure Mrs. Curtis's understanding of how and why she takes her medicines?

5. Some of Marcus' comments appeared to be leading, restrictive, and judgmental in nature. Rewrite Marcus' dialogue to let Mrs. Curtis respond with items that are important to her.

## REVIEW CASE 10.2

Mary Jane Marvel is a 22-year-old college senior. For the past semester, she has had a nagging vaginal infection. She recently volunteered to give blood at a local Red Cross chapter, and unfortunately she tested positive for HIV during the blood screening process. She became scared and angry and went to a doctor, where she was still too confused to talk about the HIV test but did talk about the nagging vaginal infection. The doctor gave her a prescription for a common antifungal/yeast agent. She approaches the campus health pharmacy with trepidation and stands off to one side while Stephanie, the pharmacist, fills the prescription. Stephanie notices Mary Jane's behavior and leaves the prescription counter to talk with her.

**Stephanie:** Hello Miss Marvel, I am Stephanie Gonzales, and as the pharmacist who filled your prescription, I would like to talk to you a little bit about it. Is this okay?

**Mary Jane:** Sure, why not (*said nervously*).

**Stephanie:** I was watching you a moment ago and you seem very distressed.

**Mary Jane:** How would you feel if you had to stick that stuff inside you? Besides, why should I confide in you?

**Stephanie:** I may be able to help by providing information about your treatment.

**Mary Jane:** Well, I guess I have to talk with someone . . . I do want to discuss the medicine.

**Stephanie:** I respect your trust, but before we talk, let's step over here to a more private area.

**Mary Jane:** I failed an HIV test and I am scared I am going to die.

1. Analyze Stephanie's ability to take Mary Jane into her confidence.
2. Discuss the barriers Stephanie may have in interacting with an HIV patient.
3. What nonverbal behavior could Stephanie display that indicates she is ready to listen?
4. Discuss the following attributes to evaluate Stephanie's approach as an active listener:
  - Did she listen to understand?
  - Did she empathize to show she cared?
  - Did she hold back arguments so as not to appear judgmental?
  - Did she ask questions to clarify feelings and understanding?

### REVIEW CASE 10.3

A patient who looks somewhat depressed approaches the prescription counter and says, “Boy, I can’t believe what is happening to me. I went to the doctor because I was feeling kind of low. She gave me a prescription for Ambien (zolpidem). It certainly helps me sleep, but I still feel depressed. Did you ever wonder if life was worth the hassle?”

1. How would you respond to this person?
2. What special needs does this patient seem to have?
3. What is your role in this situation?

### REVIEW CASE 10.4

Mrs. Hope is 70 years old and takes care of her husband, John, who is also 70. John is confined at home because of his Alzheimer’s condition. Mrs. Hope has taken John to a physician for a check-up and now meets Rebecca Dorsey, the pharmacist, in the outpatient clinic pharmacy in the hospital where the physician holds privileges.

**Rebecca:** Good morning, Mrs. Hope. How are you today?

**Mrs. Hope:** I’m ok, but I’m concerned about these new prescriptions. One is for me, the other is for my husband John.

**Rebecca:** May I please read them?

**Mrs. Hope:** Yes, go ahead.

**Rebecca:** Which one concerns you?

**Mrs. Hope:** They both do. With the one for John, I was never told why it was prescribed. The second one for me is something I’ve never had before.

**Rebecca:** Well, John’s prescription is for a diuretic. That means it’s a water pill, and it works to remove extra fluid from inside the body. Your prescription is what we call a nonsteroidal anti-inflammatory drug. It’s used to reduce the inflammation and pain associated with conditions like arthritis.

**Mrs. Hope:** But, John has Alzheimer’s and I do not have arthritis. The doctor is new and has only seen us once. Why would he prescribe such stuff?

1. Mrs. Hope is obviously the caregiver and, as such, requires special attention. What could she be feeling?
2. What open-ended questions could Rebecca have used to initiate the conversation and prevent making false assumptions? What false assumptions contributed to Rebecca’s ineffectiveness?
3. What could Rebecca have done to ensure that both patients follow the medication regimens?
4. What could Rebecca have done or said to encourage and support Mrs. Hope in the care of her husband?

## REFERENCES

- AMA Ad Hoc Committee on Health Literacy. Health Literacy: Report of the Council on Scientific Affairs. *Journal of the American Medical Association* 281: 552–557, 1999.
- Beardsley RS, Johnson CA, Benson SB. Pharmacist interaction with the terminally ill patient. *Journal of the American Pharmaceutical Association* NS17: 750–752, 1977.
- Elderhealth. Consumer drug education program. *Maryland Pharmacist* 62: 4, 1986.
- Feifel H. *New Meanings of Death*. New York: McGraw-Hill, 1977.
- Hardin, LR. Counseling patients with low health literacy. *American Journal of Hospital Pharmacy* 62: 364–365, 2005.
- Kubler-Ross E. *On Death and Dying*. New York: Macmillan, 1969.
- Morrow DG, Hier CM, Menard WE, Leirer VO. Icons improve older and younger adults' comprehension of medication information. *Journal of Gerontology* 53: P240–P254, 1998.
- Nielsen-Bohman L, Panzer AM, Kindig DA (eds.). *Health Literacy: A Prescription to End Confusion*. Washington, DC: National Academy Press, 2004.
- Sicat BL, Hill LH. Enhancing student knowledge about the prevalence and consequences of low health literacy. *American Journal of Pharmaceutical Education* 69: article 62, 2005.
- Williams MU, Parker RM, Baker DW et al. Inadequate functional health literacy among patients at two public hospitals. *Journal of the American Medical Association* 274: 1677–1682, 1995.

## SUGGESTED READINGS

- American Medical Association. Good care of the dying patient. *Journal of the American Medical Association* 275: 474–478, 1994.
- Brookshire RH. *An Introduction to Neurogenic Communication Disorders*. St. Louis: Mosby-Year Book, 1992.
- Damasio AR. Aphasia. *New England Journal of Medicine* 326: 531–539, 1992.
- Osborne, H. *Health Literacy from A to Z: Practical Ways to Communicate Your Health Message*. Sudbury, MA: Jones and Bartlett Publishers, 2005.
- Shah MB, King S, Patel AS. Intercultural disposition and communication competence of future pharmacists. *American Journal of Pharmaceutical Education* 68: article 111, 2004.
- Youmans SL, Schillinger D. Functional health literacy and medication use: The pharmacist's role. *Annals of Pharmacotherapy* 37: 1726–1729, 2003.

## RELEVANT WEBSITES

<http://www.nlm.nih.gov/pubs/cbm/hliteracy.html>. Accessed August 20, 2006.

This link provides access to the National Library of Medicines current bibliographies on health literacy.

<http://www.nifl.gov>. Accessed August 20, 2006.

National Institute for Literacy provides national leadership regarding literacy, coordinates literacy services and policy, and serves as a national resource for adult education and literacy programs. It also disseminates information on scientifically based reading research pertaining to children, youth, and adults as well as information about development and implementation of classroom reading programs based on the research.

<http://www.guchd.georgetown.edu/nccc/index.html>. Accessed August 20, 2006.

National Center for Cultural Competence's (NCCC) mission is to increase the capacity of health and mental health programs to design, implement, and evaluate culturally and linguistically competent service delivery systems.

[http://www.calendow.org/reference/publications/cultural\\_competence.stm](http://www.calendow.org/reference/publications/cultural_competence.stm). Accessed August 20, 2006.

This link provides access to the California Endowment's publications dealing with cultural competency. The Endowment's mission is to expand access to affordable, quality health care for underserved individuals and communities, and to promote fundamental improvements in the health status of all Californians.



# Communicating with Children About Medicines

BETSY L. SLEATH AND PATRICIA J. BUSH

Need for Educating Children and Their Parents About Medicines  
Importance of Using a Patient-Centered Interaction Style  
Understanding the Cognitive Developmental Level of a Child  
General Principles for Communicating with and Empowering  
Children  
    Toddlers and Preschool Children  
    School-Age Children  
    Adolescents

## Overview

---

Children are important consumers of medicines. Communicating with children is different from communicating with adults in two distinct ways. First, communication with children typically involves three people: the pharmacist, the child, and the parent of the child. Second, when educating children about medicines, one needs to communicate at a level that is appropriate for the cognitive developmental level of the child. This chapter discusses the following: (a) the need for educating children and their parents about medicines, (b) the importance of using a patient-centered style with children and parents, (c) how to understand the cognitive developmental level of a child, (d) strategies for communicating with and empowering children at different ages about their medicines, (e) what children want to know about medicines at different ages, and (f) assessing family barriers to medication adherence.

## Need for Educating Children and Their Parents About Medicines

---

If you refer to the interpersonal communication model in Chapter 2, you will see that when you communicate about children's medicines, you are potentially sending messages to two receivers—a child and a parent. Ranelli and colleagues (2000)

found in a study of Wyoming pharmacists that pharmacists reported considerable contact with children and their families and that most pharmacists (87%) reported filling prescriptions for children daily. However, when Ranelli and colleagues asked the pharmacists whether they communicated directly with children, 33% claimed they did so most of the time, 32% reported doing so some of the time, and 35% reported that they rarely communicated with the child. However, most pharmacists reported that children should become more active participants in the medication process.

When parents come in to purchase prescription or over-the-counter medicines for their children, it is important to educate the child as well as the parent about the medicine. In addition to educating the child, an advantage to communicating directly with the child is that you are more likely to speak at a level the parent will understand.

There is evidence that children do not receive much education about medicines from physicians or pharmacists. Ranelli and colleagues found that 83% of pharmacists reported that physicians give little information about medicines to children. Menacker and colleagues (1999) interviewed 85 healthy public school children grades kindergarten through eighth grade in focus groups and found that most of the children reported learning about medicines from their mothers. The children reported that physicians and pharmacists played a limited role in educating them about medicines. Most children reported that they would like to ask the doctor or pharmacist a question about medicine but they reported never doing so. The results suggest that pharmacists need to encourage children to ask questions about their medicines. The easiest way to do this is to say to a child "Nearly everyone who gets a medicine has questions about it, including grownups. I bet you have questions, too. Can you tell me a question you have about your medicines?"

There is also evidence that pharmacists need to educate children about over-the-counter (OTC) medicines. One study found that 36% of 10 to 14-year-old children had self-medicated the last time they had taken a medicine (Sloand and Vesey, 2001). Bush and Davidson (1982) examined the amount of autonomy that 64 urban children in kindergarten through sixth grades exhibited when it came to medicine taking. They found that nearly 20% of the children reported purchasing OTC medications by themselves. Older children and children in the less economically advantaged neighborhoods were more likely to buy the medicines by themselves. The researchers also found that of the children who reported taking a medicine "yesterday or today," 75% said they took the medicine by themselves, and 40% said they got the medicine by themselves from somewhere in the house. In a follow-up study of 300 urban schoolchildren in grades three through seven, 25% of the children reported purchasing an OTC medicine independently, and 37% reported they had picked up a prescription independently (Iannotti and Bush, 1992). Follow-up visits to pharmacies and places selling medicines confirmed that school-age children purchase OTC medicines and pick up prescriptions.

Pharmacists need to better educate parents about their children's medicines. Ranelli and colleagues (2000) found that 42% of pharmacists reported that physicians give parents little information about medicines. As a pharmacist, you need to make sure that parents are informed about their children's medicines to prevent errors. If you think about the various strengths of infant and children's

acetaminophen and ibuprofen that are available in pharmacies and the many different types of pediatric cough and cold products that are for sale in pharmacies, you can begin to understand how parents can become confused. Case Study 11.1 describes an actual situation involving communication issues with parents.

### CASE STUDY 11.1

A father picked up an oral antibiotic suspension prescription for his son who had a severe infection. Due to the relatively high dose of the antibiotic and the need for a longer period of treatment, the father was given two bottles of antibiotic and was told to give 1 teaspoonful twice a day. When he reached home, he gave his son 1 teaspoonful from **both** bottles. Fortunately, the mother questioned this approach once she realized what was going on, called the pharmacy for clarification, and continued therapy at the appropriate level.

Pharmacists need to assess what parents know about their child's prescription and OTC medicines by using open-ended questions and then filling in the gaps with education. You can apply the principles you learned in Chapter 8 about building better patient understanding by using them when interacting with parents and their children about their medicines.

### Importance of Using a Patient-Centered Interaction Style

It is important to communicate with parents and children about medicines. Unfortunately, the amount of research on pharmacist–parent–child communication has not been extensive (Ranelli et al, 2000). Therefore, to further understand why it is important to educate both parents and children, we need to examine some of the previous work on pediatrician–child–parent communication. A review of the literature by Tates and Meeuwesen (2001) concluded that children are not included as active participants in the discussions concerning their health during visits with physicians. Wissow and colleagues (1998) examined physician–parent–child communication about asthma during emergency room visits and found that children took little part in discussions. However, the researchers did find that if physicians used a patient-centered style with children, this was associated with five times more talk with children and higher parent ratings of good care. A patient-centered style is one in which the health care provider seeks the child's opinions about treatment and empowers the child to seek information. The process of empowerment can be seen as building up knowledge, skills, and competencies, with participation a crucial element of this process (Kieffer, 1984; Rodwell, 1996).

Previous work in both adults and children has shown that patients are more adherent to medicine regimens and have better outcomes if they are taught about their disease and are included in treatment decisions (Adams et al, 2001; Kelly and Scott, 1990; Stewart, 1995; Stewart et al, 2000; Street et al, 1993). See the “Patient-Centered Interaction with Children and Parents” box for ways to use a patient-centered interaction style.



## Patient-Centered Interaction with Children and Parents

- Investigate any concerns or fears both the child and the parents might have about the medicine.
- Ask both the child and the parents about priorities for improved quality of life.
- If the child is on continued therapy, assess how well both the child and the parents perceive the medicine is working.
- Offer to call the pediatrician to suggest possible changes in therapy if needed based on what you learn from the child and the parents.
- Ask both the child and the parents what questions they have about the medicine.
- Educate both the child and the parents about the medicine by communicating directly with the child when possible.

## Understanding the Cognitive Developmental Level of a Child

A discussion of the developmental level of children will help you understand how to educate children at different ages and developmental levels about their medicines. Children progress through four stages as they develop cognitive skills. The classification of the four stages is based on the work of Jean Piaget (1932), who examined the development of thinking skills in children. The four stages of cognitive development are (a) the sensory motor stage, (b) the pre-operational stage, (c) the concrete operational stage, and (d) the formal operational stage. It is very important to remember that not all children pass through the stages at the same rate.

The *sensory motor* stage lasts from birth to roughly 2 years of age. During this stage, all learning is centered around the child, and there is little connection to objects outside the self. Learning about medicines is not really possible in this stage. Learning about medicines does become possible in the later stages.

The *pre-operational* stage lasts from about age 2 to 7 years. During this stage, children tend to consider only a single aspect of a situation. Their reasoning is connected to the concrete reality of the here and now. Cause-and-effect relationships are difficult for pre-operational children to understand, so children at this stage will see no connection between their own health and health-related behaviors (e.g., taking a prescribed medicine) (Lau and Klepper, 1988).

The *concrete operations* stage lasts from about age 7 through 12 years. During this stage, children begin to distinguish between the internal and external world. They can use symbols to represent concrete objects and perform mental operations. They can focus on multiple aspects of a situation at one time, and they become problem solvers. However, situations are best presented to them in a concrete or observable manner (O'Brien and Bush, 1993). During this stage, children begin to understand that disease is preventable, and their understanding of health and illness incorporates internal physiological characteristics.

The *formal operations* stage typically is from age 13 through adulthood. As children move into adolescence, they become capable of hypothetical and abstract thought. They can reason logically, and their understanding of how one gets sick becomes more realistic. Adolescents begin to develop increased awareness of degrees of illness as well as personal control of one's health.

However, these stages can vary with the individual. When it comes to health-related issues, both children and adults sometimes think below their expected cognitive development stage.

You need to ask children open-ended questions when they come into the pharmacy. Closed-ended questions provide little information because a child will just answer yes or no. A child's answer to a pharmacist's open-ended questions should reveal his or her cognitive level (O'Brien and Bush, 1993). After you determine a child's cognitive level, you can adapt how you communicate with him or her; see the "Communication Strategies for Different Stages of Cognitive Development" box for suggestions.



### Communication Strategies for Different Stages of Cognitive Development

#### **PRE-OPERATIONAL (AGE 2 TO 7 YEARS)**

Sample educational message: The medicine you'll get will go into your body and make your throat feel better. It will work only if you take it 3 times every day. Your mom will help you know when to take the medicine and when to stop taking the medicine. Be sure to use all the medicine, even if you think you're feeling better.

#### **CONCRETE OPERATIONAL STAGE (AGE 7 TO 12 YEARS)**

Sample educational message: This medicine will go into your body to help fight off the germs that are causing the infection in your throat. The medicine will work only if you take it 3 times a day until . . . (date treatment should end). If you don't take it this way, the infection might come back. So keep taking the medicine, even if you think you're feeling better. Work with your mom or dad, so you both know you have taken the medicine at the right times.

#### **FORMAL OPERATIONS STAGE (AGE 13 YEARS TO ADULTHOOD)**

Sample educational message: The medicine you're getting will go into your system to help your immune system fight off bacteria that are causing your infection. You have strep throat, which is when a particular form of bacteria causes an irritation in your throat. The medicine used to treat these bacteria is an antibiotic. You have to take it every 8 hours—that is, 3 times a day—for the next 10 days. If you don't do this, there is a chance you will be reinfected. Keep taking your medicine until it is gone, even if you think your throat is better.

Source: O'Brien R, Bush P. Helping children learn how to use medicines. *Office Nurse* 6: 14–19, 1993.

## General Principles for Communicating with and Empowering Children

---

After a discussion of some basic information about the cognitive development of children, a discussion of different strategies you can use when interacting with children of different ages is helpful. Some children as young as 3 or 4 years and most children by age 7 or 8 can actively participate in and contribute during visits with health care providers (Behrman and Vaughan, 1983; O'Brien and Bush, 1993). The following general strategies for communicating with children about medicines are adapted from Bush (1996):

1. Attempt to communicate at the child's developmental level.
2. Tell the parent that you are going to talk with the child.
3. Start with some general questions about other things to get an idea of the child's developmental level.
4. Ask open-ended questions rather than questions requiring only a "yes" or "no" response so that you can assess what the child understands.
5. Use simple declarative sentences for all children.
6. Ask the child whether he or she has questions for you. (Note: you can lead into this by telling the child a simple question that another child asked you.)
7. Ask the child to repeat what you say.
8. Augment verbal communication with written communication.
9. Don't give up. If you fail the first time, try again the next time.
10. Pay attention to nonverbal communication.

Nonverbal communication is very important to children. Children attend to and interpret nonverbal communication before they understand the meanings of words (Behrman and Vaughan, 1983). If you think about it, much of the communication between children and parents is nonverbal (e.g., hugs, sounds, gestures). Therefore, when you interact with children, you need to be aware of your facial expressions, tone of voice, and gestures (Behrman and Vaughan, 1983). Also, try to get down to their level so you will not be "talking down" to them.

Next, we are going to discuss specific communication strategies to use with children of different ages. We will assume that interactions with children typically begin once a child is about 2 years of age and has moved into the pre-operational (sometimes called "magical thinking") stage of development. The accompanying box outlines what children of different ages have said they want to know about medicines (Bush, 1999).

## Toddlers and Preschool Children

---

Although toddlers and preschool children may not be as actively involved in learning about medicines as older children, it is important to include them in discussions about their medicines. A good way to begin an encounter with toddlers and preschool children is to start with a simple friendly greeting and then do an enthusiastic but brief examination of one of the child's toys (Coulehan and Block, 1992). In Ranelli's study (2000), a pharmacist reported special tactics for dealing with children. "It's good to have an icebreaker for kids. I always have a stash of



## What Children Want to Know About Medicines at Different Ages (*continued*)

### CHILDREN IN KINDERGARTEN THROUGH FIRST GRADE

1. Why some medicines are only for children.
2. How they can tell the difference between medicines for children and medicines for adults.
3. The therapeutic purposes of medicines (e.g., prevention, cure, symptomatic relief).
4. Dose forms and ways of taking medicines.
5. Importance of complying with the treatment regimen.
6. The side effects of some medicines.
7. If whether a medicine helps is related to its color, size, or taste.

### CHILDREN IN SECOND THROUGH FIFTH GRADE

1. What the ingredients are in medicines.
2. How medicines work; where medicines go in the body.
3. How doctors know that a medicine works.
4. Why there are different medicines for different illnesses.
5. Why the same medicine can be for different illnesses.
6. Why there are different medicines for a single illness.
7. Why you should not take other people's medicines.

### CHILDREN IN SIXTH THROUGH EIGHTH GRADE

1. Difference between prescription and over-the-counter (OTC) medicines.
2. Meaning of dependency and addiction.
3. How medicines are made.
4. Why medicines come in different forms.
5. Why one may have to adhere to a special diet and time schedule when taking a medicine.
6. Potential for drug interactions with other medicines and foods.
7. Lack of a relationship between the efficacy of a medicine and its source or price.
8. Difference between brand and generic medicines.
9. Difference between medicines, botanicals/herbs, and homeopathics.
10. How to select an appropriate over-the-counter medicine.
11. For children born outside of the United States or whose parents are recent immigrants: Differences between medicines produced in their country of origin and medicines produced elsewhere.

Reprinted with permission from Bush PJ. *Guide to Developing and Evaluating Medicine Education Programs and Materials for Children and Adolescents*. Kent, Ohio: America School Health Association, 1999. Copyright United States Pharmacopeial Convention.

bouncy balls and do a ‘magic trick.’ Once one has gained their attention and confidence, giving instructions becomes much easier.” At this age, it is important to begin educating children in simple terms as to what the medicine is for and why it is important to take it.

Another pharmacist in Ranelli’s study commented on his son’s diagnosis with asthma at age 3, “Even then he understood why the medicine was important and when he needed a puff. He was in charge of his inhalers from second grade on because he was too shy to go to the school nurse.” At this age, you want the child to feel that taking medicines is important. However, you also want to emphasize that the child should not take medicines without permission from mom or dad. You could do something as simple as letting the child put a label on the prescription. This way the child will know it is his or her own medicine.

## School-Age Children

---

When children reach the age of 5 or 6 years, they can be more actively involved when you educate them and their parents about their medicines. A good way to begin an interaction may be to ask the child about his or her favorite television show or hobby (Coulehan and Block, 1992). There can be a huge developmental range among elementary school children and great differences in their experiences with medicines, which is why you need to ask children open-ended questions to assess their cognitive level and knowledge. Through some simple questions such as “Why do you need to take this medicine?” or “How does the medicine work?” you can assess whether the child is starting to understand cause-and-effect relationships and that internal physiological mechanisms contribute to illness. If we consider Piaget’s work, this typically happens around age 7, but it can happen when a child is younger or older.

Once a child begins to understand cause-and-effect relationships, you can give the child more details about how a medicine works in the body. You can also start to empower the child to begin to have some autonomy in medicine taking by saying “work with your mom or dad in taking the medicine” instead of “do not take the medicine unless your mom or dad is there.” At this age, you also need to talk with the parent to ascertain how independent the child is becoming in medicine taking. Children with chronic conditions such as diabetes, epilepsy, or asthma, may have a very good understanding of their disease and medicines. For example, Sanz (2003) found that asthmatic children as young as 7 years old were able to give clear explanations about their disease and the medications they used (how they worked, when they should be taken, and at which doses).

## Adolescents

---

When children reach adolescence, you may want to spend part of the time communicating with the adolescent without the parents present. Pediatricians often ask parents to leave the room so they can communicate privately with adolescent children. Pharmacists can use the same technique. This allows you to build trust



with the patient. Trust becomes especially important with adolescents. An adolescent may feel comfortable talking with you about birth control and sexually transmitted diseases if you sometimes talk with them independently of their parents. Adolescents need to know you will not tell their parents what they say or what they buy. In general, you can typically give teenagers educational messages that would be equivalent to what you would give an adult.

## Summary

---

Communicating with and empowering children and parents to better understand their child's medical condition and medication regimen can potentially improve patient adherence. Parents' beliefs about the seriousness of their child's medication condition or the severity of the complications that their child might suffer if they do not take their medications as prescribed relate positively to taking action to follow recommended treatment regimens (DiMatteo, 2004). Also, parents may not understand what they have been told about their children's medications by their physicians. For example, Riekert and colleagues (2003) found that when physicians reported that a child was on a controller medication for asthma, 38% of caregivers denied the use of a controller medication. Pharmacists can assess the child's and parents' knowledge of the child's medical condition and medication regimen and further educate children and parents.

It is important to make sure that both parents and children are appropriately educated about their medicines. Notably, in 2001, the International Pharmacy Federation adopted a Statement of Principle, *The Pharmacist's Responsibility and Role in Teaching Children and Adolescents about Medicines*.

Pharmacists need to make sure to use an empowering "patient-centered" interaction style when interacting with parents and children. Also, pharmacists need to remember to assess the cognitive developmental level of children through the use of open-ended questions. At the national level, the United States Pharmacopoeia has a position statement called "Ten Guiding Principles for Teaching Children and Adolescents about Medicines," which supports the right of children and adolescents to receive developmentally appropriate information and direct communications about medicines (Bush et al, 1999). Four of these ten guiding principles relate to pharmacist–parent–child communication. These four principles are an excellent summary of what you have learned in this chapter:

1. Children want to know. Health care providers and health educators should communicate directly with children about medicines.
2. Children's interest should be encouraged, and they should be taught how to ask questions of health care providers, parents, and other caregivers about medicines and other therapies.
3. Children, their parents, and their health care providers should negotiate the gradual transfer of responsibility for medicine use in ways that respect parental responsibilities and the health status and capabilities of the child.
4. Children's medicine education should take into account what children want to know about medicines, as well as what health care professionals think children should know.

## REVIEW QUESTIONS

1. Describe the “patient-centered” interaction style involved with medication therapy for children and its relationship to empowerment.
2. What are the four stages of cognitive development proposed by Piaget?
3. What educational strategies would you use in each of Piaget’s development stages?
4. Based on past research, what type of information should be the focus when educating a 7-year-old child about his or her medications?

## REVIEW EXERCISE

After reading through the sample educational messages contained in the “Communication Strategies for Different Stages of Cognitive Development” box (see page 173), write down how the content of the message changed at each stage and how this reflects the cognitive level of the child. Next, pretend that you need to verbally educate a child at each stage of cognitive development about his or her diabetes medicines. Write down what you would say to a child at each different level of development.

## REFERENCES

- Adams RJ, Smith BJ, Ruffin R. Impact of the physician’s participatory style in asthma outcomes and patient satisfaction. *Annals of Allergy, Asthma & Immunology* 86: 263–271, 2001.
- Behrman RE, Vaughan VC III. *Textbook of Pediatrics*. Philadelphia: WB Saunders, 1983.
- Bush PJ. Children and medicines. In Smith MC, Wertheimer AI, eds. *Social and Behavioral Aspects of Pharmaceutical Care*. Binghamton, NY: Pharmaceutical Products Press, 1996: 449–471.
- Bush PJ. *Guide to Developing and Evaluating Medicine Education Programs and Materials for Children and Adolescents*. Kent, Ohio: America School Health Association, 1999.
- Bush PJ, Davidson FR. Medicines and “drugs”: What do children think? *Health Education Quarterly* 9: 113–128, 1982.
- Bush PJ, Ozias JM, Walson PD, Ward RM. Ten guiding principles for teaching children and adolescents about medicines. *Clinical Therapeutics* 21: 1280–1284, 1999.
- Coulehan JL, Block MR. *The Medical Interview: A Primer for Students of the Art*. Philadelphia: FA Davis, 1992.
- DiMatteo MR. The role of effective communication with children and their families in fostering adherence to pediatric regimens. *Patient Education and Counseling* 55: 339–344, 2004.
- Iannotti RJ, Bush PJ. The development of autonomy in children’s health behavior. In Sussman EJ, Feagans LV, Ray W (eds), *Emotion, Cognition, Health, and Development in Children and Adolescents*. Hillsdale, NJ: Lawrence Erlbaum, 1992: 53–74.
- International Pharmaceutical Federation. FIP Statement of Principle: The pharmacist’s responsibility and role in teaching children and adolescents about medicines, 2001 (<http://www.fip.org>). Accessed August 20, 2006.
- Kelly GR, Scott JE. Medication compliance and health education among outpatients with chronic mental disorders. *Medical Care* 28: 1181–1197, 1990.
- Kieffer CH. Citizen empowerment: A developmental perspective. *Prevention in Human Services* 3: 9–36, 1984.
- Lau RR, Klepper S. The development of illness orientations in children aged 6 through 12. *Journal of Health and Social Behavior* 29: 149–168, 1988.
- Menacker F, Aramburuzabala P, Minian N, Bush P, Bibace R. Children and medicines: What they want to know and how they want to learn. *Journal of Social and Administrative Pharmacy* 16: 38–52, 1999.

- O'Brien R, Bush P. Helping children learn how to use medicines. *Office Nurse* 6: 14–19, 1993.
- Piaget J. *The Moral Judgement of the Child*. New York: Harcourt, Brace, and World, Inc, 1932.
- Ranelli P, Bartsch K, London K. Pharmacists' perceptions of children and families as medicine consumers. *Psychology and Health* 15: 829–840, 2000.
- Riekert KA, Butz AM, Eggleston PA, et al. Caregiver-physician medication concordance and under-treatment of asthma among inner-city children. *Pediatrics* 11: e214–e220, 2003.
- Rodwell CM. An analysis of the concept of empowerment. *Journal of Advanced Nursing* 23: 305–313, 1996.
- Sanz EJ. Concordance and children's use of medicines. *British Medical Journal* 327: 858–860, 2003.
- Sloand ED, Vessey JA. Self-medication with common household medicines by young adolescents. *Issues in Comprehensive Pediatric Nursing* 24: 57–67, 2001.
- Stewart M. Effective physician-patient communication and health outcomes: A review. *Canadian Medical Association Journal* 152: 1423–1433, 1995.
- Stewart M, Meredith L, Brown JB, Galajda J. The influence of older patient-physician communication on health and health-related outcomes. *Clinics in Geriatric Medicine* 16: 25–36, 2000.
- Street R, Piziak V, Carpentier W, et al. Provider-patient communication and metabolic control. *Diabetes Care* 16: 714–721, 1993.
- Tates K, Meeuwesen L. Doctor-parent-child communication. A review of the literature. *Social Science and Medicine* 52: 839–851, 2001.
- Wissow L, Roter D, Bauman LJ, et al. Patient-provider communication during the emergency department care of children with asthma. *Medical Care* 36: 1439–1450, 1998.



# Communication Skills and Interprofessional Collaboration

Pharmacist Roles in Collaborative Medication Therapy Management  
Barriers and Facilitators to Collaborative Partnerships  
Initial Steps to Developing Collaborative Arrangements  
Building Trust: The Cornerstone to Successful Collaborative Arrangements  
Using Communication Skills to Enhance Collaborative Relationships  
Six Critical Behaviors Within Collaborative Partnerships

## Overview

---

This chapter focuses on enhancing collaborative relationships between pharmacists and other health care providers in order to ensure better patient outcomes. The chapter first describes the value of establishing collaborative relationships as a means to improving medication therapy management. The barriers and facilitators to developing these relationships are described along with practical examples of effective strategies. The importance of building trust is highlighted, as well as the impact of using effective communication skills to strengthen trusting relationships. Finally, essential steps and behaviors to building collaborative relationships are discussed.

### CASE STUDY 12.1

Mary Simpson is a 25-year-old recent PharmD graduate who is a staff pharmacist in a mid-sized city working for a mid-sized chain of pharmacies. She recently joined her state pharmacists' association, and when she received her first journal she

became excited about an article explaining the pharmacist's role in collaborative medication therapy management and some successes related to pharmacist–physician initiatives. For the next few days she thought very hard about this new opportunity “It’s a way to collaborate with physicians and to really use my education and training.” “I have always wanted to start my own clinical practice helping people in this community, but now I know how I can do it.”

A week later she decided to visit a group of family medicine physicians whom she knows writes over half of the prescriptions she fills; most are medications for geriatric patients. Convinced she has something to offer these physicians, she visits their offices on a Wednesday morning, knowing this is their lightest patient day. She tells the receptionist she is there to see one of the doctors. A little while later Victor Diaz, MD, a seasoned physician with 20 years of practice, comes to talk with Mary and asks, “What can we do for you today?” Mary replies “I am a recent graduate of a Doctor of Pharmacy program and I believe if we work together I can help you see a difference in the therapeutic outcomes of your elderly patients. All I need from you is your permission to let me start a collaborative medication therapy management program as allowed by our state practice laws.” Dr. Diaz says, “Uh!! OK!! Well, tell me more about this, and by the way since you are a pharmacist, what can you recommend for an 83-year-old lady who is very much riddled with anxiety. I am thinking of a benzodiazepine, what do you think?” Mary seizes this opening and spends the next 15 minutes engaging Dr. Diaz in a discussion recalling her recent course in geriatrics and the admonition to “always go low and go slow” when dosing elderly people. After this dialogue, Dr. Diaz says, “I really must get back to work, but I will discuss your idea with our group and we will get back to you in a week.” Mary returns to her pharmacy feeling that their meeting went very well.

A month goes by and she has not heard from Dr. Diaz, nor has he returned her follow-up phone calls. Somewhat discouraged, Mary tells her story to Fred Miller, a 55-year-old pharmacist who shares a shift with her. After hearing Mary's story, Fred comments, “Well, I am not surprised, they are a pretty closed group.” Fred goes on to ask Mary a few questions: “Mary, what makes you think Dr. Diaz and his group would welcome you as a collaborative colleague? How did you determine that Dr. Diaz even knew what collaborative medication therapy management is? What ‘homework’ have you done to present facts and figures to Dr. Diaz about the need for what you are trying to accomplish? How did you convince Dr. Diaz that he is safe in entering this arrangement with you to share power? What have you done in the past six months to establish trust and confidence? Now that you have opened this door, what are you going to do to make this happen?”

During the following week, Mary considers Fred's questions, weighing possible responses, and then comments to Fred, “Oh wise and wonderful elder pharmacist, I need your advice again!! Help me write a plan to present to Dr. Diaz and his colleagues. I now know I just can't flaunt my PharmD in front of him. I need to make him understand what I am talking about. It's nice the legislation is there but this collaboration has more to do with relationships than with practice laws. There is no way I can convince them to collaborate until they are secure in their relationship with me. Fred, how can you help me do this?”

As you read this chapter, think about what further advice you would give Mary if you were Fred so that she would better understand how to establish a collaborative partnership.

---

## Pharmacist Roles in Collaborative Medication Therapy Management

---

The traditional process of prescribing a drug, dispensing a drug, administering a drug, monitoring a drug regimen, and adjusting drug therapy can be very disjointed—a process that is well documented for its ability to produce avoidable drug-related problems. Documentation has shown that these problems contribute to poor health outcomes and significant increases in the cost of health care (Webb, 1995).

Due to the significance of these drug-related problems, pharmacists are now taking more active roles in the treatment of disease as well as the prevention of disease within the medication therapy management process. These expanding roles are changing public perception of pharmacists as being among the most reliable, trusted, and accessible health care providers (Tindall and Millonig, 2003). For example, pharmacists are more active in chronic disease programs for asthma, diabetes, hypertension, smoking cessation, osteoporosis screening, and influenza immunizations. They engage in developing newsletters, websites, and in-pharmacy educational programs (Tindall and Millonig, 2003). In addition, over 10,000 pharmacists are engaged in a broad spectrum of clinical, administrative, and distributive services to millions of people in extended and/or long-term care environments. According to Brushwood (2001), “Pharmacists have begun to assume new responsibilities that extend beyond ensuring accuracy and appropriateness in the processing of pharmaceutical orders—namely to assume the promotion of good therapeutic outcomes for patients.” Thus, as responsible health care professionals, pharmacists realize that they will be held accountable for the provision of appropriate patient care related to management of medication therapy. Many pharmacists are realizing that they must work more closely with physicians and other health care providers in order to facilitate this process. Recent documentation illustrates that it behooves pharmacists and other providers to engage in developing collaborative arrangements knowing that:

- Pharmacists working in collaboration with physicians through a redesigned approach to medication use can prevent errors and reduce drug costs (Isetts et al, 2003).
- When faced with the reality that patient health issues are typically too complex for one health professional to handle, the need for interdisciplinary expertise becomes obvious (Fredrick, 2003).
- Patient adherence with medications significantly improves when pharmacists and physicians collaborate (Fredrick, 2003).

- Confrontational relationships and procedural obstacles can be replaced with collaborative and trusting relationships when both physicians and pharmacists work on reducing feelings of discomfort about each other's skills, roles, and authority (Fredrick, 2003).

The idea of an inter professional approach to patient care requires decision making and the coordination of medication therapy management by physicians, pharmacists, and other health professionals working collaboratively. Collaboration requires pharmacists to share responsibility for medication therapy outcomes and provides them an opportunity to apply their clinical training and skill sets. Collaborative medication therapy management is a term first used by a pharmacist (Zellmer, 1995) whose initial work helped fuel the adoption and evaluation of collaborative practice, which in turn fueled the drive for state practice act reform to make it a reality (Koch, 2000). The collaborative approach to the delivery of pharmaceutical care has been championed by others as the one best solution to:

- Develop the best outcomes for patients by reducing medication errors, increasing patient safety, and reducing health care costs associated with such errors, and
- Improve a patient's quality of life through well-established and successful initiatives (Mass. Fact Sheet, 2005).

Other evidence of acceptance occurred at a recent World Health Organization (WHO) assembly in Geneva where a group of pharmacists, physicians, and nurses created the World Health Professionals' Alliance (WHPA) so that "delivering better health care to meet people's demands could occur using health professionals with diverse skills, resources, and expertise." Further, this alliance advocated that "the essential players in the health team use effective collaboration as a key to delivery of cost-effective, quality health care." Thus, pharmacists have been identified on a global scale as essential players in the health team. In 2005, the Joint Commission on Accreditation of Healthcare Organizations (JCAHO) held a symposium in Chicago extolling the virtues of collaboration within all health care fields. A variety of presenters reflected on the value that collaborative practice has had on improving patient care and on reducing errors affecting patient care.

A big boost to the collaborative movement has been the reform at federal levels (Veterans Administration, Indian Health Service, and the Armed Services) where pharmacist practitioners work closely with physicians to manage drug therapy. Reform at the state level is evidenced by numerous changes to the pharmacy scope of practice laws. For example, many state laws and regulations have added to their definition of the practice of pharmacy such wording as, "pharmacists have the responsibility for initiating, modifying, or discontinuing drug therapy in accordance with written protocols or agreements established and approved by a practitioner authorized to prescribe such drugs." This approach of redefining the scope of pharmacy practice has garnered a great deal of public support (Pew Health Professions Commission, 1995). In 1997, 14 states and the federal government had enacted legislation allowing for some form of collaborative

practice for pharmacists. By 2006, 42 states had similar statute or regulation revisions empowering pharmacists to participate in a more active way in medication therapy management with physicians and other prescribers. Within these legislative initiatives, pharmacists are not asking for the privilege of independent prescribing since they realize that they have very limited training in the diagnostic skills expected of physicians. Most collaborative legislation requires written protocols between a prescriber and a pharmacist. In addition, physicians must voluntarily enter into these agreements in which both parties take joint responsibility for the oversight and outcomes of medication therapy management. Thus, as will be discussed later in further detail, a key element for the implementation of these collaborative partnerships is a strong feeling of trust and confidence among participants. In summary, effective collaborations occurring between two people who represent the same or different disciplines are characterized by:

- The coordination of individual actions,
- Cooperation in planning and working together,
- Sharing of goals, planning, and problem solving, and
- Sharing of decision making and responsibility.

## Barriers and Facilitators to Collaborative Partnerships

---

### POTENTIAL BARRIERS

A growing body of health care literature is championing the development of interdisciplinary collaborations as the best way to provide health services. These strategies are especially needed to treat patients with complex cases who require multiple sets of services or who need both acute and chronic care health services. While the wisdom for such collaborations is well documented, and several successful practices exist, the practice is not as widespread as desired. It is interesting to note that such collaborations existed for several years as “small-town doctors” and “corner druggists worked together.” However, traditional practices have been altered by several factors, including the rise of managed care and the depersonalization of relationships between patients and health care providers.

Expansion of these collaborations is also inhibited by the attitudes of some providers that giving pharmacists a greater role in drug therapy decision-making encroaches upon the provider’s broad patient care powers and erodes some of their autonomy. Experience has shown that similar issues exist in relationships between nurses and other health care providers. When nurses attempt collaborations with physicians, they find some physicians do not accept their roles and competence (Abramson and Mizrahi, 1996). For example, nurses and physicians generally do not share similar perceptions of their respective roles in providing health care (Iles and Auluck, 1990). This is especially true as nursing roles have expanded and they have become more autonomous practitioners who are attempting to build better collaborative working relationships with physicians and other health professionals like pharmacists. Some physicians see attempts at collaborative practices by nurses as an invasion of their privileges. In addition, there may be a lack of clear boundaries for nurses. Thus, these two professionals are often left to negotiate

their roles in an atmosphere where power and economic struggles can leave nurses subservient to physicians. Most nurses are well aware that open, honest, and trusting relationships are the only way to improve collaboration with physicians. Pharmacists should expect the same level of resistance from physicians as collaborative practices evolve. Thus, as pharmacists seek to expand their roles and attempt to develop collaborative practice arrangements, they will have to overcome the barrier of some physicians seeing this as an encroachment on their professional territory. However, recent successes (especially in institutional settings and with special populations such as geriatrics) should resolve some of these issues. Additional barriers to collaboration appear in the accompanying box.



### Additional Barriers to Collaboration

- Lack of clear definitions for these collaborations so that effective communications among stakeholders can occur,
- Lack of a supportive culture at the public, institutional, professional, and agency levels so that broad support can be gleaned among colleagues,
- Lack of a supportive regulatory and statutory system so that clear articulation of professional responsibilities can occur,
- Lack of economic incentives to reward collaborating professionals who see the benefits of collaboration to outstrip any investment in its costs,
- Lack of educational programs that encourage health professionals to work collaboratively,
- Lack of understanding by patients about the benefit of collaborative care, which leads to decreased demand for collaborative care, and
- Lack of communication technology to allow partners to easily communicate with each other.

### POTENTIAL FACILITATORS TO DEVELOPING COLLABORATIVE RELATIONSHIPS

Fortunately, many activities in today's health care milieu involve health professionals working together in teams. The most successful collaborations appear to involve health care providers who share the same discipline (infectious diseases, geriatrics, or pediatrics). Collaboration within disciplines is facilitated by common perceptions, language, values, and interdisciplinary socialization. Such collaborations provide evidence that when people find ways to work together, there is an increase in productivity and innovation (Conference Board of Canada, 2005). When collaborations are successful, synergy occurs and the output of the whole is much larger than the sum of the individuals involved. It seems that with each new generation of health care providers the benefits of collaboration expand.



### Four Key Characteristics of Effective Collaboration

- **Sharing:** includes sharing of responsibilities, philosophies of health care, values, planning, interventions, and perspectives such as commitment to patient-centered care.
- **Partnering:** implies that two or more people will join together in a collegial, authentic, and productive relationship characterized by honest communication, mutual trust, and respect. In addition, partners value the work and perspectives of the other professionals in the partnerships, and each works toward common goals having specific outcomes.
- **Interdependency:** refers to the fact that professionals are interdependent, rather than autonomous, as they work toward meeting patient needs.
- **Power:** is seen as being shared among partners with empowerment accorded to all participants. Sharing of power is based on knowledge and experience rather than functions or titles (University of Toronto, 2004).

The old wise axiom that two heads are better than one holds true when it comes to strengthening relationships between pharmacists and other health care providers. That means both can see the wisdom of trying to achieve something that neither professional could achieve alone via comprehensive, patient-centered partnerships. When both see the wisdom of these collaborative partnerships, they will work toward finding the most appropriate structure to organize, plan, and implement their collaborative efforts. Recent experience has shown that patient care is improved when pharmacists and other providers engage in building collaborative partnerships using the following strategies:

- Recognize they are creating opportunities for change as like-minded individuals come together to tackle an issue important to their common patients,
- Mobilize resources to create change,
- Develop a shared and common vision of what long-term change will be as they strive for better health outcomes that transcends personal interests,
- Seek involvement of other diverse and nontraditional partners,
- Choose an effective group structure to assist with open, honest, and trusting communication, and
- Develop some type of feedback system so lessons learned can be shared with others.

Although developing collaborative relationships takes time and attention to detail, there are many catalysts to initiate these partnerships. Typically individual practitioners or groups of practitioners can stimulate change at the local level by realizing that two or more professions need to work together to meet patient needs. Following this recognition, some type of pilot project may be initiated to build potential strategies addressing the need and to build trust among the involved individuals. If successful on a small scale, the team may then decide to expand the collaboration in order to tackle larger issues or expand current efforts to a wider audience. Positive experiences may then spark additional interest in

collaboration by other health care providers. Most collaborative partnerships eventually evolve into more formalized arrangements where parties:

- Share a common understanding of the context of their collaboration
- Identify the various collaboration partners
- Develop mechanisms to govern themselves
- Develop mechanisms to handle shared revenues and expenses
- Advocate for any needed legislation or professional standards that would strengthen their partnership and also stimulate other partnerships
- Develop guidelines for partner relationships
- Clearly define their target community
- Determine how varying professional cultural issues are handled
- Establish criteria for when the collaboration may be dissolved in the future

### Initial Steps to Developing Collaborative Arrangements

---

The following sections focus on developing collaborative relationships with physicians. However, many of the same strategies can be used to develop partnerships with other health care providers, such as nurses, dietitians, physical therapists,



Pharmacist and physician discussing patient's laboratory results

---

physician assistants, social workers, and others. It would be redundant to apply all these strategies to every conceivable partner. Thus, the authors have chosen to illustrate these approaches using physicians as the partnering group.

Before you embark on any collaborative practice with physicians, you should know what local conditions support or inhibit any collaborative effort. Learning about a community's readiness for expanded pharmacists' roles begins with talking with key stakeholders, such as patients, hospitals, third-party administrators, and local and state physician groups, which may be influenced by your collaborative efforts. Hopefully, these contacts will provide you with important insights and understanding about the viability of these collaborative relationships. For example, strong advocates for comprehensive medication therapy management may be patient or community groups about to receive this help. Getting them on your "bandwagon" is a great strategy to gather support while developing initial relationships with physicians. When the time comes to approach physicians, it will be much easier if you have done your homework and have identified the following:

- Health care practitioners who have an interest in the proposed partnership
- Patients or patient groups (broad-based and influential) who may benefit from your partnership
- Individuals willing to share time and resources to make your collaboration work
- Solicited the support of community agencies and media interests who would like to see your collaboration be successful and contribute to your community
- Assembled examples of other collaborative relationships that have worked with descriptions of their structure and governance

When interacting with physicians, always remember that time is extremely important to them, so use it efficiently and wisely. Practice your verbal presentation prior to your meeting since the first few moments of your interaction will be critical to their overall impression of you and your ideas. In addition, review your written materials to make sure that they reinforce your verbal communication to articulate your ideas and concerns. Try to avoid using technical jargon so as to facilitate reaching a common understanding of what is being presented. Speak in terms that they can understand and appreciate, especially if you have to be specific about state practice acts or other complex subjects.

## Building Trust: The Cornerstone to Successful Collaborative Arrangements

---

In addition to refining your verbal and written message, you must also acknowledge the value of establishing trust as you start to develop collaborative relationships. Experience has shown that effective collaborative relationships are built on trust and commitment (Gillies, 2001). In a recent study (Zillich, 2004), 340 primary care physicians were interviewed and commented that the most influential driver in their relationship with pharmacists was trustworthiness. Another study (Howard and Trim, 2003) reported that the development of a "trusting relationship"

was important in collaborations between physicians and the “expanded role of pharmacists.” Tallia and others (2003) explored this important factor and also found the number one contributing element to the success of collaborative partnerships was the strength of their trusting relationships. The specific behaviors in those trusting relationships were that both parties:

- Sought input from one another,
- Allowed each other to do their jobs without unnecessary oversight, and
- Openly discussed success and failure and learned from both (Tallia et al, 2003).

While there is a widespread consensus on the importance of having trust there is little consensus on how to define it (Mayer et al, 1995). To some, having trust in others relates to predictable behavior. For our purposes, this would mean that a physician would be able to assess the probability of how a pharmacist would act in a certain way (Lewis and Weigert, 1985). For example, if a physician has had one bad experience or even no experience with a particular pharmacist, he may predict, that in spite of all the good intentions of the pharmacist, her past behavior (or his perception of her past behavior) may indicate she does not have the skills to contribute to the collaborative relationship in a meaningful way. However, if the physician is confident in her past behavior and can predict a successful outcome, then he will have greater trust in the pharmacist and will believe he will not have to “watch each and every action.” Trust between physicians and pharmacists cannot be decreed or legislated. The willingness of physicians to work with pharmacists is a combination of shared values, attitudes, and interests. Trust is built by the confidence one has in another person’s predictable behavior or the security that one has in a person’s representations (Lewis and Weigert, 1985).

Functional trust emerges when there is considerable interdependence, and thus, some degree of power sharing between physicians and pharmacists (Lewis and Weigert, 1985). For example, one approach to developing trust might be for the physician to begin a conversation by asking the pharmacist questions that the physician already knows the answer to (similar to what Dr. Diaz asked Mary in the initial case). The physician asked the questions in order to see how Mary “handle” herself and to see how “truthful” her answers might be. It appeared that Mary did pretty well. However, a true test would occur if Mary was unsure of her answer. How would she respond? She should say something to the effect that, “I do not know the answer to that question, but I am willing to go find it and get back to you by 4:00 P.M. today.” Additional factors that influence the development of trust include:

- Consistent behavior over time reinforces positive or negative feelings about trust
- Common goals or vision help strengthen trusting relationships
- Mutual respect for each other should exist
- How the individual parties react when the relationship is strained (for example, when a medication error occurs) could weaken or strengthen the relationship
- Mutual understanding of any economic gain from the partnership

## Using Communication Skills to Enhance Collaborative Relationships

---

The success of our collaborations with physicians depends more on “soft elements,” such as confidence, trust, and effective interpersonal communication, than it does on “hard elements,” such as computers, Internet access, and other information sharing technologies. The ability to develop any type of a collaborative relationship requires effective communication skills since pharmacists and physicians come from two diverse professional cultures. Both parties must have the ability to articulate their perceptions and knowledge in an understandable manner and to use effective listening skills to gain an understanding of the meaning and context of each other’s messages. They must be willing to receive feedback from each other. As discussed in earlier chapters, an awareness of the other person’s perceptions is critical to developing strong trusting relationships. Perceptions that appear to be essential to forming collaborative interactions include:

- Does this person share in my goals?
- Does this individual recognize that we are creating opportunities for change as like-minded individuals to tackle an issue important to our patients?
- Does this person have the required knowledge and ability to help us reach our goals?
- Will this person stick to his or her commitments and be reliable?
- Will this person share with me information that I need to know?
- Does this person want me to be successful as a partner in this intervention?
- Is what we are doing creating real value that will be of service to patients?

Trust will grow between collaborators when both perceive a high degree of predictability of one another’s behavior. In addition, trust occurs when individuals perceive that the other party will not engage in opportunistic behavior that exploits the vulnerabilities of another or exploits a position of power (Guilati, 1995). Communication that emanates from strong collaborations should portray each of its players as equals. For example, public communications about a collaborative medication therapy management program should position the patient as the beneficiary so that physicians and pharmacists are seen as collaborating on the patient’s behalf. Otherwise the public might perceive this activity as benefiting either the pharmacist or the physician at the expense of the other party.

Second, any claims made in these communications run the risk of being “hijacked” by those who would “spin” the meaning of the message for their own vested interests. To guard against these situations, those engaged in a collaboration should strive for a communication ethic that includes all stakeholders on an equal basis with the freedom to represent their interests and participate in a fair and open dialogue, unfettered by coercion, manipulation, secrecy, concealment, or deception (Habermas, 1984).

How can you enhance the communication within a trusting relationship with a nonpharmacist colleague? Some possible indicators include the fact that colleagues:

- Have demonstrated they can maintain confidentiality
- Are visible and accessible to each other
- Are consistent in their behaviors
- Are consistent in their commitments
- Share personal information about nonwork lives (such as hobbies)
- Express a personal interest in the other person
- Are nonjudgmental of one another within the partnership
- Use effective listening when interacting with others
- Admit mistakes and what they learned from them
- Develop their own personal knowledge and skills on an ongoing basis (Costa and Garmston, 1994)

## Six Critical Behaviors Within Collaborative Partnerships

---

### 1: RELATIONSHIPS HAVE LONG-TERM AND SHORT-TERM AGENDAS

Pharmacist–physician partnerships should have long-term and short-term agendas as there are often struggles between the desire to take immediate action and the need to plan for a sustained effort. There are no specific formulas for how much time and energy to initially allocate for building relationships or for planning strategies. However, experienced partnerships agree that both activities are essential to long-term success.

### 2: RELATIONSHIPS ARE NONHIERARCHICAL AND BASED ON EQUALITY

In a true interprofessional collaboration, partners relate to each other on a non-hierarchical basis, regardless of their position in the organizational structure of the practice (Jehl and Kirst, 1992). No single organization or individual should dominate or control the decision-making process. Goals for the collaboration should be set that are broader than the goals of any participating organization or individual and that cannot be reached through the efforts of any single group. Since equality in the relationship is essential in collaborations, participants should believe that their input is valued and that they are making a meaningful contribution. Working in these types of relationships may be difficult for some physicians who have been trained in hierarchical, competitive, top-down structures. It may also be difficult for some pharmacists who don't want too much "responsibility" and have been trained to dispense products. They may be used to achieving their goals only with other physicians and may not value collaboration with nonphysicians since they must share power, knowledge, and influence (Lieberman and Grolnick, 1997).

### 3: CONSIDERING PATIENT PERSPECTIVES

Patients bring unique perspectives and opportunities to strengthen physician–pharmacist partnerships. Many patients are used to working with teams of health care providers and many perceive the value of such collaborations. Patients may even demand that their care providers work as organized teams. Patients may also be more knowledgeable about their community’s culture and the local health care network. They may help identify who are the perceived leaders in the health care environment and who might facilitate or block progress in developing collaborative relationships. Thus, pharmacists should utilize patient knowledge and perceptions of the community and health care environment when developing collaborative relationships.

### 4: TRUST AND SHARED VISIONS ARE CENTRAL TO THESE RELATIONSHIPS

Diversity among partners adds strength to the collaboration. However, such diversity may also be a source of concern if common values and visions are not shared. An effective strategy for shaping a group of diverse individuals is to concentrate on common ground (i.e., helping people get the best use of their medicine, reducing polypharmacy in a geriatric population, reducing preventable errors in medication taking) and to develop a unified vision for what will constitute success (i.e., reducing major hospital admissions due to drug errors by 50% in one year). In addition, if a particular group of physicians or pharmacists has not worked together in the past, they must trust each other on an interpersonal level even though they may not know each other. Once people have familiarized themselves with each other it becomes easier to identify areas of common interest. As physicians and pharmacists explore perspectives and find common ground, they can then begin to shape a vision that will guide them into stronger collaborative practice arrangements. This shaping process typically progresses from initial discussions, to a consensus agreement, and then to a final written vision statement that reflects the conditions, interests, and issues of the partnering professionals. It is wise to take the time to let this process unfold to allow buy-in from all parties.

### 5: RELATIONSHIPS SHOULD DEMONSTRATE RESPECT FOR THE CULTURE OF EACH PROFESSIONAL

Collaborative practice arrangements are best when those within the collaboration recognize, understand, and value the culture of each other’s profession. Relationships weaken when one of the partners believes there is little respect for his/her culture or skill. Pharmacists are often chastised by physicians for not understanding how they practice medicine (making a diagnosis, making a referral to each other, deciding on a course of therapy). By the same token, physician perceptions about pharmacist patient care activities are not always accurate. The cultures of physicians and pharmacists include many informal rules, beliefs, and practices that guide their interaction—many of which are invisible to those outside

their profession. It is natural to perceive others as being outside the profession or “not members of the club.”

## 6: COLLABORATIVE RELATIONSHIPS SHOULD BE VOLUNTARY

Physicians and pharmacists who participate in collaborative medication therapy practice arrangements must always do so in a free and voluntary manner. This type of work cannot be dictated by legislative or regulatory mandate, but rather based on its perceived value. The goal of promoting better health outcomes should compel the various professions to work together in strong collaborative partnerships.



### Strategies to Build Collaborative Relationships

- Develop joint statements that support patient rights to be involved in making informed decisions affecting drug therapy and that articulate the value that patient trust, safety, and relationships with caregivers always come first.
- Host jointly sponsored professional meetings, especially at the local level, to help develop widespread understanding and awareness of physician and pharmacist responsibilities in drug therapy and why collaborative approaches to drug therapy benefit all.
- Build effective communication, administrative, and documentation systems that allow pharmacists to share relevant patient information in accordance with applicable ethical standards, accepted medical and pharmacy practices, and state/federal statutes and regulations to provide continuity of care for patients.
- Stimulate the development of technology to enhance communication within collaborative practices (e.g., shared patient databases relevant to drug therapy).
- Volunteer to work jointly on committees and projects that enhance patient education and adherence, investigate drug therapy issues, and promote better practice guidelines.
- Start with a project that has a limited scope, such as monitoring patients on warfarin or patients with diabetes. Expand services after documenting impact.

## Summary

Collaborations between health professionals are promising modes of professional behavior that will address many of the pressing needs of twenty-first century health care. Collaborative practices are more than just passing fads. There is a

growing realization that in order to provide effective and comprehensive health care, health care professionals must collaborate with each other, with each profession bringing differing areas of competence to assure better patient care. Collaboration with other health professionals, especially between physicians and pharmacists, provides additional opportunities for professional growth and fulfillment for both parties. Professionals who participate in these collaborative relationships combine their independent skill sets in a commitment to share power, resources, and problem-solving talent for the betterment of someone other than themselves. The cornerstone of what makes all this work is shared trust and confidence in each other. Thus, trust is a product of many behaviors within these relationships.

The issues within collaborative practice and comprehensive medication therapy management do not just involve revamping statutory definitions or regulations of what constitutes the medical and pharmacy practice, but involve pharmacists and physicians continually revisiting their relationships as they work to meet the continuously expanding health care needs of patients and families.

### REVIEW QUESTIONS

1. What are three barriers to interprofessional collaboration that exist in institutional practice? Community-based practice?
2. What are four characteristics of effective collaborative relationships?
3. State three strategies to develop trust between pharmacists and other health care providers.
4. How do you develop a shared vision with other health care providers?

### REFERENCES

- Abramson JS, Mizrahi T. When social worker and physicians collaborate: Positive and negative experiences. *Social Work* 41: 270–281, 1996.
- Brushwood DB. From confrontation to collaboration: Collegial accountability and the expanding role of pharmacists in the management of chronic pain. *The Journal of Law, Medicine and Ethics* 29: 69–93, 2001.
- Conference Board of Canada. *The Enhancing Interdisciplinary Collaboration in Primary Health*. 2005.
- Costa A, Garmston R. *Cognitive Coaching: A Foundation for Renaissance Schools*. Norwood MA: Christofer-Gorden Publications. 1994.
- Fredrick J. Patient compliance increases with collaboration. *Drug Store News* 8: 12, 2003.
- Gillies RR. Physician-system relationships: Stumbling blocks and promising practices. *Medical Care* 39(Supp 1): 105–106, 2001.
- Guilati R. Does familiarity breed trust: The implications of repeated ties for contractual choice in alliances. *Academy of Management Journal* 38: 85–112, 1995.
- Habermas J. *The Theory of Communicative Action*. Volume 1, Cambridge: Polity Press. 1984. See also [www.infed.org/biblio/b-dialog.htm](http://www.infed.org/biblio/b-dialog.htm). Accessed August 20, 2006.
- Howard M, Trim K. Collaboration between community pharmacists and family physicians: Lessons learned from the seniors medication assessment research trial. *Journal of the American Medical Association* 43: 566–572, 2003.
- Iles PA, Auluck R. From organizational to interorganizational development in nursing practice. *Journal of Advanced Nursing* 15: 50–58, 1990.
- Letts BJ, Brown LM, et al. Quality assessment of a collaborative approach for decreasing drug-related morbidity and achieving therapeutic goals. *Archives of Internal Medicine* 163: 1813–1820, 2003.

- Jehl J, Kirst M. *Critical Issue: Establishing Collaboratives and Partnerships*. Naperville, IL: North Central Education Laboratory, 1992.
- Koch KE. Trends in collaborative drug therapy management. *Drug Benefit Trends* 12: 45–54, 2000. Accessed at <http://www.medscape.com/viewarticle/409878-print>. Accessed August 20, 2006.
- Lewis JD, Weigert A. Trust as a social reality. *Social Forces* 63: 967–985, 1985.
- Lieberman A., Grolnick, M. Networks, reform, and the professional development of teachers. In A. Hargreaves (ed.). *Rethinking Educational Change with Heart and Mind*. Alexandria, VA: Association for Supervision and Curriculum Development. 1997; 207.
- Massachusetts CDTM Fact Sheet, endorsed by the Mass. Joint Committee on Health Care 6-30-2005.
- Mayer RC, Davis JH, Schoorman FD. In integrative model of organizational trust. *The Academy of Management Review* 20: 709–734, 1995.
- Pew Health Professions Commission. *Critical Challenges: Revitalizing the Health Professions for the 21st Century*. San Francisco: UCSF Center for the Health Professions. 1995.
- Tallia AF, Stange KC, McDonald RR. Understanding organizational design of primary care practice. *Journal of Healthcare Management* 48: 45–59, 2003.
- University of Toronto. *Interdisciplinary Education for Collaborative Patient-centered Practice*. Ottawa: Health Canada, 2004; 66.
- Tindall WN, Millonig MK. *Pharmaceutical Care: Insights from Community Pharmacists*. Boca Rotan FL: CRC Press, 2003.
- Webb EC. Prescribing medication: Changing the paradigm for a changing healthcare system. *American Journal of Health-System Pharmacy* 52: 1693–1695, 1995.
- Zellmer W. Collaborative drug therapy management. *American Journal of Health-System Pharmacy* 52: 1732, 1995.
- Zillich AJ, McDonough RP, Carter BL, Doucette WR. Influential characteristics of physician/pharmacist collaborative relationships. *Annals of Pharmacotherapy* 38: 764–770, 2004.

## SUGGESTED READINGS

- Care Initiative. Ottawa CA, 42 pages (April 2005). Available at <http://www.eicp-acis.ca>. Accessed August 20, 2006.
- Hardy C, Philips N, Lawrence T. Forms and Facades of Trust. Available at: <http://cyber.law.harvard.edu/trusting/hardy.html>. Accessed August 20, 2006.
- Institute of Medicine. Committee on Quality of Health Care in America. *Crossing the Quality Chasm: A New Health System for the 21st Century*. Washington DC: National Academy Press. 2001.
- Lindeke LL, Block DE. Interdisciplinary collaboration in the 21st century. *Minnesota Medicine* 84: 1–6, 2001.
- Physicians, nurses, pharmacists announce new global alliance for improved health care. Available at: [http://www.whpa.org/pr12\\_00.htm](http://www.whpa.org/pr12_00.htm). Accessed August 20, 2006.



# Electronic Communication in Health Care

DAVID ANGARAN

Introduction

Use of the Internet

Use of E-mail in Society

Patient–Provider Use of Electronic Communication

Interprofessional Use of Electronic Communication

Patient Privacy and System Security Issues

Liability and the Therapeutic Relationship

Establishing Pharmaceutical Care Services Using Electronic  
Communication

Composing and Managing E-mail Messages

## Overview

---

Communication processes in health care have undergone dramatic changes through use of electronic means of communication. Patients have increased access to health information on Internet sites even though they may lack the ability to judge the quality of the information obtained. Health care providers have access to information through online reference materials and clinical practice guidelines. Clinicians can access patient records and lab test results as well as place orders electronically in health systems with integrated electronic medical records. Providers can communicate directly with patients and provide individualized patient care through e-mail consultations. Finally, providers can consult with other health professionals who are caring for a patient or can seek “specialty” consults through use of electronic communication.

This chapter examines the use of the Internet and electronic communication, especially the use of e-mail, to facilitate communication within the medication use system. The focus will primarily be on e-mail exchanges, especially those between patients and health care practitioners and those among providers related to care of specific patients.

## Introduction

---

While this chapter summarizes the current state of use of the Internet in communications in health care, the technology is evolving so rapidly that many of the examples cited in this chapter will undoubtedly soon be outdated. Nevertheless, issues raised here, including privacy and security considerations, will continue to be of concern regarding use of electronic communication in professional practice. In examining these issues, the chapter will:

1. Provide the background information to understand current use of the Internet, and most specifically e-mail, in health care,
2. Describe issues related to use of electronic communication in patient–provider relationships,
3. Describe interprofessional consultations and other uses of communication technology,
4. Discuss the security and privacy issues involved in use of e-mail in patient care,
5. Describe patient consent procedures needed in establishing pharmaceutical care services using e-mail communication,
6. Describe the challenge of composing e-mails that are clear, concise, complete, credible, and courteous, and
7. Describe techniques for managing e-mail exchanges.

### CASE STUDY 13.1

---

#### AN E-MAIL HEALTH CARE STORY

Mr. Samuels flies across the country to start a new job. He has already chosen a medical practice in his new town because it has the same online health support service as his previous doctor, even though it is a different medical plan. He can set up appointments, get prescription refills and lab results, e-mail the doctor or nurses, and manage his personal health history. He develops fever and muscle aches a week after he arrives. Fearing that he may have anthrax or smallpox, he e-mails his new doctor a list of his symptoms, along with his itinerary over the previous 14 days. The doctor's automatic system immediately matches his itinerary against the public health database of anthrax and smallpox occurrences and runs his symptoms against his own personal health record, including his medications. It sends an urgent alert to the doctor, who sees no likely source of exposure for Mr. Samuels but spots a potential drug–drug interaction. She calls him and tells him that the new drug he just started could have caused an adverse reaction. She feels confident that he does not need to come in for tests or take unnecessary antibiotics. Instead, she changes his medication and asks him to e-mail her in 24 hours. The next day, his e-mail message confirms that his fever and aches are gone. Unnecessary lab tests, investigation by public health authorities, anxiety

for Mr. Samuels and his family, and an unneeded antibiotic are all avoided. This “nonevent” is the happiest of all endings for Mr. Samuels, his doctor, and the health of the public.

Adapted from National Committee on Vital and Health Statistics, 2001.

---

Mr. Samuels lives in “The Interactive Communication Age.” The rise of consumerism and patient empowerment has created a set of expectations based on a rapid, relentless societal pace and increased need for information. The consumer (patient) expects the best price along with personal control, choice, and convenience. When people in today’s society ask for something, they want “understandable, appropriate responses and do-able actions” when, where, and how they choose (Ball and Lillis, 2001). One way they get immediate access to information is by using the Internet.

## Use of the Internet

---

The Pew Internet and American Life Project has conducted a series of national surveys on the use of the Internet. A 2005 study (Fox, 2005) found that 137 million people or 68% of American adults use the Internet, which was up from 63% one year earlier. The 2005 survey found that 79% of Internet users have searched online for health information, with 40% of those specifically seeking information on prescription or over-the-counter (OTC) medications. This was a statistically significant increase over the 34% found to access medication information in 2002. In addition, 30% have searched for information on alternative treatments and 23% have looked for information on experimental treatments or medications. In spite of widespread use of the Internet to access information on medications, only 4% reported in 2005 that they had purchased prescription medications via the Internet and 62% saw such a practice to be less safe than getting medications from a pharmacy.

## Use of E-mail in Society

---

The Internet and e-mail are often considered as one and the same even though both can be used separately. Nevertheless, e-mail has grown into the single most common use of the Internet. While the majority of e-mail is asynchronous, instant messaging (IM) and short messaging service (SMS) allow for real-time exchanges. However, IM and SMS lack interoperability between competing systems and are currently less secure than some forms of e-mail exchange.

The personal computer (PC) is still the major originator and receiver of e-mails in the United States, but there are now many wireless, non-PC options such as personal digital assistants (PDAs), pagers, and telephones. Creation of e-mails is still primarily a keyboard function but voice to text is evolving. Handheld mobile devices, with small screens and keyboards, have interesting implications for the use of e-mail. The device mobility allows for “always access” unless you exceed the geographic coverage area of the e-mail provider system. No more

waiting to get back to that desktop PC or hardwire connection. In addition, the sender can presume constant awareness from the receiver. On the other hand, messages sent to these devices must consider how the small display screens, awkward keyboards, and inability to open attachments impose practical limits on message size, composition, and response length.

E-mail and Internet use by patients is expected to continue to escalate as members of Generation Y (those born between 1977 and 1995) begin to use the health care system in earnest. Cascardo (2002) points out that this group represents the largest demographic block (70 million) since the baby boomers. Some of their health care expectations and behaviors are summarized by Cascardo. These patients:

- Are very involved in their health and well-being
- Assume their physicians are using the latest diagnostic and treatment tools
- Expect attention and will not tolerate being rushed through a visit
- Bring detailed notes with them
- Research their symptoms and have questions
- Know or demand to know their options
- Expect expanded hours to accommodate their schedules
- Expect continual online availability

### Patient–Provider Use of Electronic Communication

---

The provision of clinical consultation services by e-mail has been controversial. Nevertheless, charging the consumer directly for a health care consultation by web/e-mail has been part of e-health almost from the beginning (e.g., WebMD.com). Governmental organizations, regulators, and organized health care became alarmed at the misuse of the system by unknown practitioners diagnosing and prescribing treatments for unknown patients (Rice, 2001). There were many examples of abuse of the system and of the system getting out in front of regulators and legislators. Since those early days in the 1990s, health care oversight agencies have begun to respond (Chin, 2002). At the same time, consumer demand has attracted the attention of even the most conservative medical organizations. Medem (www.medem.com) is one example of organized medicine constructing an Internet consultation platform. It promotes itself as the “premier physician–patient communications network, designed to facilitate online access to information and care for more than 90,000 physicians, their practices, and their patients, while saving patients time and money and helping physicians generate revenue.”

E-mail has the potential to profoundly affect the communication between providers and patients, but as yet, use of e-mail in clinical care has been sporadic. A multitude of general online consultation services exist, such as those identified in *A Guide to Medical Information and Support on the Internet* at [www.geocities.com/HotSprings/1505/onlinedoctors.html](http://www.geocities.com/HotSprings/1505/onlinedoctors.html). However, patients also want access to e-mail consultations with their personal providers. Ninety per cent of adults who use the Internet want to exchange e-mails with their physicians (Health Care News, 2001). The four activities most desired by patients are: (1) asking questions when a visit is not necessary, (2) making appointments, (3) renewing prescriptions,

and (4) receiving medical test results. In addition, e-mail health-related reminders and a follow-up summary of office visits are considered highly desirable by patients. Over 50% of patients in one study indicated that the availability of online communication with a physician or health plan would influence their provider or plan selection process (Health Care News, 2002). However, only 9% of people surveyed have reported exchanging e-mails with their providers (Fox and Rainie, 2000). The percentage of physicians using e-mail to communicate directly with patients in one survey averaged 26% with another 13% planning to in the next 18 months (Health Care News, 2001). Physicians who do use e-mail with patients have reported using it for the following reasons: discuss symptoms and treatment (39%), determine whether a visit is needed (32%), address billing inquiries (31%), provide test results (21%), schedule appointments (17%), and authorize routine prescription refills (13%) (iHealthBeat, 2002). A recent study conducted a content analysis of the e-mail exchanges between parents and pediatricians (Anand et al, 2005). The most common result of an exchange was a prescription or OTC recommendation (42%). Only 11% resulted in an appointment for an office visit, and 5% resulted in a subspecialty referral.

While studies examining consumer desire for e-mail consultations with pharmacists are lacking, some research suggests that e-mail consultations may be attractive to pharmacy patrons. A recent study of pharmacy patient preferences indicated that waiting to talk to the pharmacist face to face was undesirable for a number of reasons, including that the patient felt too ill or tired after their physician visit, and the lack of privacy in the pharmacy discouraged communication with the pharmacist (Amsler et al, 2001).

Individual pharmacy e-mail use in daily practice is not well documented. A survey by WebMD of community and chain pharmacists reported that 22% of retail pharmacists communicate with other professionals by e-mail and 10% with their patients/customers (Nicholson and Felkey, 2000). Kaiser Permanente reported that 88% of members who used their e-mail to ask a pharmacist a question were satisfied with the service. These members further reported their response upon receiving the pharmacist e-mail as: initiated self-treatment (11%), prepared for office visit (16%), took no action but were better informed (58%), decided to get medical attention (9%), and saved office visit (19%) (The Permanente Journal, 2001).

While the potential currently exists for a variety of health care professionals to communicate with patients and monitor their response to therapy electronically, this is rarely seen in practice. The factors commonly cited that limit e-mail use with patients are (1) providers prefer face-to-face communication, (2) there is a lack of reimbursement for e-mail communication, (3) privacy/security concerns, and (4) the potential increase in workload associated with using e-mail (Health Care News, 2001). Limits are also presented by what has come to be known as the "digital divide," meaning that not all patients have access to computers and e-mail capabilities.

## REIMBURSEMENT BARRIERS

An important barrier to use of the Internet by providers in patient care has been the lack of a reimbursement structure. The magic key to reimbursement is to have approval for Medicare payment. The American College of Physicians

has urged reimbursement by Medicare for online patient care (American College of Physicians, 2003). The telemedicine Medicare regulations currently exclude e-mail from payment for consultative services. A few private payers are testing the concept as a method to reduce office visits. The selected patient population and scope of service are tightly defined in these pilot tests (RelayHealth, 2003).

Direct payment (out of pocket) by the consumer is also an approach that is being explored. A Harris survey (Health Care News, 2002) queried consumers about how much they would pay for the privilege of e-mail correspondence in lieu of an office visit or using the telephone. Thirty-seven per cent would pay an average of \$10.60 per month for e-mail correspondence with their physician. Given the option of a charge per e-mail message plan, patients would pay \$5.00–6.00 each. In another study, although 80% of parents surveyed thought pediatricians should use e-mail to communicate with parents, only 37% were willing to pay anything for an e-mail exchange (Anand et al, 2005).

Research from pilot programs using web messaging in clinical care has found that both physicians and patients preferred it to the telephone if there were no time-sensitive issues involved (Liederman and Morefield, 2003). Telephone volume was found to be lower in primary care practices utilizing web messaging (Liederman et al, 2005). Other research has found that physicians used a secure web-based portal for administrative functions such as refill requests and appointment scheduling, but were resistant to receiving or sending messages about the clinical care of patients (Kittler et al, 2004). This was true in spite of the fact that 38% of physicians surveyed communicated with their own personal physicians using e-mail and an additional 19% would like to be able to do so. The primary barrier to use of e-mail in clinical care cited by physicians was, once again, lack of a reimbursement system that would compensate for loss of office visit revenue.

### **“DIGITAL DIVIDE” BARRIERS**

Another important barrier to the use of electronic communication in patient care is the fact that Internet use and e-mail adoption are not uniform across the entire population; this has been dubbed the “digital divide.” The digital divide is often characterized in age, racial, ethnic, socio-economic, and disability terms. The highest Internet usage rates are found among those who are younger, richer, and have more years of formal education. Only 22% of those 70 and over go online as compared to 84% of those 18–29 (Fox, 2005). The digital divide not only separates those who have never used the Internet from those who have, but also those who have access to broadband connections and those who do not (Fox, 2005). Fifty-three percent of Internet users in 2005 reported having high-speed connection, up from 22% in 2002. Not surprisingly, those with lower socio-economic status were less likely to have access to high-speed connections. Education level was also related. Only 29% of those who had not graduated from high school had access to broadband as compared to 61% of high school graduates and 89% of college graduates (Fox, 2005).

In addition, those with a disability are less likely to have Internet access. This is important because 28% of individuals over the age of 60 have one or more

disabilities in the area of vision, hearing, typing, and motor control that could potentially interfere with the use of e-mail. Yet the disabled are reported to highly value their ability to use the Internet and spend more time online than those who are not disabled. Twice as many disabled reported that the Internet significantly increased the quality of their lives compared to nondisabled individuals (Taylor, 2000).

Finally, just because someone has access to the Internet does not mean they can read and comprehend the written information. Most websites continue to provide information at levels that would exclude significant numbers of the general population from understanding the information because of low health literacy (Berland et al, 2001).

### Interprofessional Use of Electronic Communication

---

Electronic means of communication among providers are resulting in startling changes in the delivery of health care. Many providers are using e-mail to better coordinate care of individual patients. Research has shown that pharmacists and physicians who are within the same health care system can facilitate communication by using electronic mail (Henault et al, 2002). Unfortunately, use of e-mail among providers related to the care of a patient has the same privacy and system security concerns and risks of HIPAA (Health Insurance Portability and Accountability Act of 1996) violations as does use of e-mail between providers and patients. If you send or receive patient information to anyone via your computer, either with computer-generated fax or e-mail, you are required to be HIPAA compliant.

Uses of electronic communication go beyond communication among different providers caring for a patient within a given health care system. Radiologists in India may read x-rays, MRIs, or mammograms transmitted from imaging sites in the United States (Leonhardt, 2006). Electronic transfer of images using new wireless fidelity systems has evolved to the point that it now takes less than 4 seconds, while it previously took nearly one hour to transmit a mammogram. Services are available for online “second opinions” from specialty experts using physicians from institutions such as Harvard Medical School (Partners Online Specialty Consultations, 2006). In some states, telemedicine networks are being established to provide consultations in nearly all specialties, including radiology, pathology, oncology, pharmacy, surgery, psychiatry, and behavioral health (Blanchet, 2005). Integrated computer systems provide health care professionals access to patient-specific data from a variety of sources and sites of care. Pharmacy services to remote rural areas or underserved areas of inner cities include automated dispensing at remote sites with no pharmacist present but with a distant, off-site pharmacist “checking” and authorizing the filling of the prescription. Patients with questions can have audiovisual contact and consultation with the pharmacist at the distant site (Clifton et al, 2003).

Technology has advanced to the point that electronic monitoring of medication use and home monitoring of physiological parameters such as blood pressure, blood glucose, and International Normalized Ratio (INR) can be used, with

results transmitted to providers electronically (Balas 1999; Networking Health, 2000). Microchips can store records of how patients use a variety of medications, such as special vial caps that record date and time a vial was opened, electronic blister packs, MDI inhalation monitors, and electronic monitoring of eye drop administration (Packaging Digest, 2005; Boden et al, 2006). The electronic transfer of monitoring data can allow providers to consult with patients and other providers in such a way that problems are identified quickly and timely adjustments of therapy are possible.

Computerized Physician Order Entry (CPOE) along with Clinical Decision Support Systems (CDSSs) are available in many health networks. A CPOE system is designed to reduce medication errors by providing prescribers with a menu of drugs and default dosages from which to pick. Such a system can reduce certain types of medication errors such as those caused by the illegibility of handwritten orders, similarity of drug names, and misspecification of dose. They can also improve patient safety by providing readily accessible information on patient allergies, concurrent medications, and lab results at the time an order is written. A test of CPOE at Brigham and Women's Hospital in Boston found that it did reduce serious medication errors in that hospital (Bates et al, 1998). On the other hand, new types of errors such as accidentally selecting the wrong drug or wrong dose from a menu can become problematic with CPOE systems (Koppel et al, 2005).

A *Lancet* article reported that approximately 50% of U.S. physicians use PDAs (Baumgart, 2005). Blackberries and other hand-held computers are used routinely to access drug references and write prescriptions. The devices provide immediate access to patient clinical data and clinical decision support software. They facilitate interprofessional consultation and make possible the simultaneous viewing of patient data from remote locations during the consultation. CT scans, echocardiograms, and even laparoscopic surgical procedures can be transmitted in real time to hand-held computers.

## Patient Privacy and System Security Issues

---

Information privacy and security are contentious issues throughout the whole of society. The Internet has brought into focus the fact that information (data) about individuals is a very valuable commodity and vulnerable to theft. In marketing terms, the ability to target individuals with tailored messages at the correct moment by the right method is worth billions of dollars. In addition, consumers want the personalization, but only on their own terms and under their control, which increases the cost of obtaining and manipulating the information on individuals.

This dynamic tension between the individual's control of his or her own information and the cost of doing business is nowhere more evident than in health care. This tension is behind the genesis and implementation of HIPAA. The privacy regulations included in HIPAA regarding how health care is going to use and protect personal health information (PHI) have gotten a great deal of attention in all aspects of health care. The basic principles of the HIPAA privacy section reflect ethical principles that involve asking permission about use of personal

information, limiting data access to only those with a legitimate need to know, and providing patients with access to their own health care records for review and comment. The patient's e-mail address is considered part of their PHI and is subject to the same protections as his or her name, mailing address, and phone number. The reader is referred to the following sites for more information about HIPAA and privacy concerns: [www.hhs.gov/ocr/hipaa/](http://www.hhs.gov/ocr/hipaa/), and [www.healthprivacy.org/](http://www.healthprivacy.org/).

Computer system security involves not only the threat of a terrorist attack. How frequently security violations occur or will occur in the future is unknown. Advocates of e-mail communication tend to downplay interception of individual communication between patients and practitioners or between different providers as being a low-probability event. However, well-publicized examples of security violations include a county health department epidemiologist mistakenly sending a list of HIV patient names to 800 department employees, the theft of nearly 60,000 patient records from a managed care company, and thefts of computers containing PHI (Health Privacy Project, 2005). Public perception of the security risks involved, fueled by examples such as those identified above, makes security an important issue that needs to be carefully addressed.

Encryption isn't just a question of risk management. HIPAA requires encryption when any care provider or researcher sends e-mail containing PHI across the Internet. One major risk with e-mail is that senders cannot control what happens on the recipient's side. If a physician sends sensitive test results to a patient at home, how can the physician be assured that the patient's children won't see them? If a pharmacist communicates with a patient about a specific medication or answers a patient question about a medication, that e-mail exchange contains a great deal of PHI, including information about medical conditions as well as medication therapies. Providers sharing information on e-mail related to a specific patient are also providing personal health information on that patient that could be problematic if system security safeguards are not in place. If e-mail is sent to a patient at work, another employee could look over the patient's shoulder or peek at the e-mail while the patient is at lunch. In addition, many patients are unaware that e-mail they send or receive at their place of employment legally "belongs" to the employer. To address the issue of e-mail privacy in health-care applications, a number of "secure" communication systems have been developed that use a separate server for storage of information and e-mail access. The Medem Network ([medem.com](http://medem.com)) is one example of a web messaging system. The combination of passwords and encryption tools allow patients and providers to exchange e-mails and to access the patient's integrated medical record.

Authentication or determining the true identity of the person one is communicating with is not a problem unique to e-mail. E-mail, like snail mail, removes the possibility of visual and voice identification. Authentication methods for use of e-mail in patient care include strategies such as digital certificates, passwords, keys, or tokens that can accomplish authentication. Some providers require that authentication be accomplished by in-person registration for the e-mail service whereby informed consent can be obtained. The informed consent process would include explanation of the e-mail service features, restrictions on use of e-mail,

and risks involved. A consent form would then be signed before a password was provided for use of the e-mail service.

## Liability and the Therapeutic Relationship

---

The establishment of a “therapeutic” relationship between health care provider and patient is key to a whole chain of responsibilities that the provider can be held liable for. Health care newspaper columnists answer questions from individuals, but they do not have a “therapeutic relationship” and therefore are not held legally to the appropriate use of their answers. The development of a therapeutic relationship by e-mail will most likely follow the same standards as the telephone. A phone call to a physician’s office from a stranger to the practice can be refused without legal recourse. Just how much interaction, in what form, how often, and how much information exchange must take place before health care practitioners have established “therapeutic relationships” with patients and are thus responsible for the results of their advice are important, unanswered questions in health care.

Another strategy providers use is to simply not answer e-mails from “strangers” to a practice. The non-answer could take the form of no response and deletion, acknowledgment of receipt with a standardized policy statement on e-mails from strangers, or a full response with the appropriate disclaimer. The strategy chosen is a business, ethical, legal, and clinical decision. Ethical guidelines for dealing with patient inquiries and medical advice in the absence of a pre-existing relationship have been described (Eysenbach, 2000).

Pharmacy has a long history of answering unsolicited inquiries using various forms of communication. The e-mail “Ask Your Pharmacist” (AYP) programs are just an extension of that tradition. The development of a therapeutic relationship and the inherent professional obligations for pharmacists seem to reside entirely with the pharmacist’s association with the prescription. A review of this topic indicates this is an unregulated area (Brushwood, 2001). A disclaimer is often included in AYP responses indicating that the information provided is not for treatment or diagnosis purposes and must not be acted upon without the advice of a personal health care provider. These disclaimers are ubiquitous in health care websites and health care information e-mails. Just how protective from malpractice these disclaimers are has yet to be established. Using disclaimers would seem appropriate in a setting where a therapeutic relationship is *not* established nor intended and to serve as a reminder to the patient about the “worth” of the advice.

On the other hand, AYP services are obviously worried about being held liable for providing faulty advice or delaying care. These services recognize that questions from “perfect strangers” raise a lot of concerns about the accuracy of the information provided by strangers and the use strangers will make of any information given to them by a pharmacist. The strategy of AYP services and other providers of health information to limit liability is use of a disclaimer. Even those sites that collect extra information in a health record make sure to limit their responsibility for the use of the information. A typical disclaimer is “The information you provide in this Confidential Health History is for record keeping

purposes only. Please refer to “Check Drug Interactions” or “Ask a Pharmacist” for additional information” (Brushwood, 2001).

## Establishing Pharmaceutical Care Services Using Electronic Communication

---

Embarking on services involving e-mail communication with patients or with other providers requires a thorough understanding of the appropriate use of e-mail in health care. While providers who are separately responsible for providing care to a specific patient can consult and share personal health information of the patient, doing so electronically makes secure and appropriate use of e-mail more important. Precautions to consider in establishing pharmaceutical care services that use e-mail for communication include:

1. E-mail cannot be used in the case of urgent or time-sensitive communication. Patients who e-mail a pharmacist for advice must know that the pharmacist may not read the message soon enough to give timely advice when immediate attention is needed. Patients must be instructed beforehand on when they should escalate to phone calls to the pharmacist, phone calls to their physicians, visits to their physicians, or calling 911.
2. E-mail messages containing PHI of patients require password protection for computers, encryption, and authentication in transmission of patient information. Typical e-mail services are not adequate for protection of PHI.
3. E-mail consults with patients should occur in the context of therapeutic relationships that have been established with in-person contact.
4. E-mail communication with patients or providers becomes part of a patient's permanent medical record and, in pharmacy practice, patient medication profile.
5. Patients should provide written informed consent to use of e-mail in pharmacist-patient communication. Issues of system security and appropriate versus inappropriate uses of e-mail can then be conveyed and patient understanding verified.
6. Never forward patient-identifiable information or e-mail addresses to a third party, even a family member, without a patient's written permission.

The American Medical Association (AMA) has developed guidelines for patient consent forms to be used by physicians establishing e-mail services in patient care. These can be located at [www.ama-assn.org/ama/pub/category/2386.html](http://www.ama-assn.org/ama/pub/category/2386.html). Pharmacists who wish to begin using e-mail as part of their patient care services should examine these guidelines carefully (Kane and Sands, 1998). Information in the consent form should include:

1. A consent statement that expresses the patient's desire to use e-mail communication. An example statement might be “I wish to use e-mail or other Internet-based communications (online interaction) to facilitate my receipt of health care from (Name of Pharmacy).”
2. The circumstances under which e-mail should *not* be used (e.g., emergency or other time-critical situations). Statements such as “I understand that

responses to e-mail requests will be made within (timeframe such as 24 hours). I understand and agree that I am not to use e-mail in emergency or other time-critical situations.” Examples of emergency situations specific to the patient’s condition should ideally be included. For a patient with angina, for example, consent forms may include instructions to call 911 if there is

- Severe or ongoing pain unresponsive to angina medications
- Pain lasting 20 minutes or more
- New pain at rest or with minimal activity
- Severe shortness of breath
- Loss of consciousness
- Just feeling the need for immediate help

Other examples of time critical situations include bleeding with anticoagulants, having a heart rate of less than 60 beats per minute with low blood pressure, or fainting for someone on a beta-blocker.

3. The types of e-mail requests or questions that are acceptable (e.g., refill requests, requests for information on prescription or OTC medications being used, or requests for a review of medications being taken from various sources).
4. Who in your pharmacy (support staff) will have access to e-mail and who may handle specific types of e-mail inquiries or requests. For example, who will be authorized to respond to drug information questions, price quotes, product availability, or refill requests? Which inquiries will be handled only by the pharmacist, and which may be handled by either a pharmacist or a technician?
5. Fees that will be charged for specific online services.

## Composing and Managing E-mail Messages

---

Composing effective e-mail and managing the e-mail process is important to successful communication with patients, co-workers, physicians, and other colleagues. Some tips for e-mail communication include:

1. Do not use patient name or other identifying information in the e-mail if there is no encryption used.
2. Double check all “To” fields prior to sending messages.
3. Set up an automatic reply to tell patients or providers that the message was received.
4. Ask patients and providers to acknowledge receipt of messages sent to them.
5. Use an automatic signature with name and full contact information as well as a reminder about the form of communication to use in emergencies.
6. A permanent record of online communications pertinent to treating and monitoring the patient should be maintained as part of the patient record. Perform at least weekly backups of e-mail onto long-term storage.
7. Have written policies in place to inform staff, colleagues, and patients.
8. Consult with malpractice carriers on plans for e-mail use in patient care.
9. Have a plan in place for evaluating the costs and outcomes of e-mail services (e.g., cost effectiveness or patient satisfaction).

10. Request that others use a subject line summarizing the content of the message. For example, ask a patient to put “Refill request for Fosamax” into the subject line. This rule should be followed by the pharmacist as well in communication with patients and colleagues as long as encryption and a secure service are used so that PHI is not accessible.
11. Make action requests and timeframes for response clear to recipients of e-mail.
12. Separate unrelated topics into separate messages, especially if some items deal with more urgent issues than others.
13. Make e-mail messages one page or less if possible.
14. Check e-mail at defined times 2 to 3 times a day. Tell people what the schedule is and let them know that if they need to reach you on short notice, they must use the telephone.



### E-mail Etiquette

Rules for polite conversation using e-mail include:

- Do not use all uppercase letters in words. This is the equivalent of shouting. Use of uppercase and bold in a word is seen as particularly aggressive.
- Do not say anything or refer to a third person in an e-mail that you would not say to the person face-to-face. E-mail messages can be easily forwarded to individuals or groups, so treat these messages as if you were publishing them in a newsletter at work.
- People being sent a cc should be clear about why they are being copied and what is expected of them in response.
- Reread your messages before hitting “send.” E-mails do not have the nonverbal cues that can help in person-to-person or telephone communication, so be sure that your messages will not be misinterpreted.

## Summary

In order for pharmacists to have a meaningful role in patient care in the future, they must be prepared to utilize and even capitalize on the use of emerging technologies and electronic communication capabilities. These technologies will become an accepted part of patient care and of professional–patient and professional–professional communication.

Patients want access to e-mail consultations with their personal providers. E-mail consultations may be attractive to pharmacy patrons because of the privacy involved and their ability to communicate when they are feeling better; often they can't do this when filling a prescription. One important barrier to use of the Internet and e-mail in patient care has been the lack of a reimbursement

structure for professional consultations. When e-mail consultation services have been implemented in the pharmacy, patients have reported satisfaction with the service. However, establishment of e-mail services with patients requires careful planning. Information privacy and security are crucial. E-mail that contains PHI of patients requires password protection for computers, encryption, and authentication in transmission of patient information. Typical e-mail services are not adequate for protection of PHI. Pharmacists who wish to begin using e-mail as part of their patient care services should carefully examine guidelines established for physicians using e-mail communication in medical practice. A consent form that expresses the patient's desire to use e-mail communication must be signed. The circumstances under which e-mail should *not* be used, such as emergency situations, as well as the types of e-mail requests or questions that are acceptable must be described. Patients should be told who in your pharmacy will have access to e-mail and who may handle specific types of e-mail inquiries or requests. While use of e-mail has become ubiquitous in society, its use in health care presents special challenges and unique dangers that must be addressed.

### REVIEW QUESTIONS

1. What expectations are younger patients likely to have regarding communication with providers when they begin to use health care more extensively?
2. What system requirements exist if e-mail with patients or other providers will be used to convey personal health information?
3. What barriers exist to more widespread use of e-mail in health care communication?
4. What is the “digital divide” and how does it affect use of e-mail in health care?
5. What must patients understand and consent to regarding use of e-mail with providers?
6. What “rules” should be used in composing e-mail messages and managing e-mail exchanges?

### REFERENCES

- A Guide to Medical Information and Support on the Internet at <http://www.geocities.com/HotSprings/1505/guide.html>. Accessed August 21, 2006.
- American College of Physicians. The changing face of ambulatory medicine—reimbursing physicians for computer-based care: ACP analysis and recommendations to assure fair reimbursement for physician care rendered online. Philadelphia PA: American College of Physicians: Policy Paper, 2003.
- American Medical Association (2004). Guidelines for Physician-Patient Electronic Communications at [www.ama-assn.org/ama/pub/category/2386.html](http://www.ama-assn.org/ama/pub/category/2386.html). Accessed August 21, 2006.
- Anand SC, Feldman MJ, Geller DS, et al. A content analysis of e-mail communication between primary care providers and parents. *Pediatrics* 115: 1283–1288, 2005.
- Amsler MR, Murray MD, Tierney WM, et al. Pharmaceutical care in chain pharmacies: Beliefs and attitudes of pharmacists and patients. *Journal of the American Pharmacists Association* 41: 850–855, 2001.
- Balas EA, Iakovidis I. Distance technologies for patient monitoring. *British Medical Journal* 319: 1309, 1999.
- Ball MJ, Lillis J. E-health: Transforming the physician/patient relationship. *International Journal of Medical Informatics* 61: 1–10, 2001.

- Bates DW, Leape LL, Cullen D, et al. Effect of computerized physician order entry and a team intervention on prevention of serious medication errors. *Journal of the American Medical Association* 280: 1311–1316, 1998.
- Baumgart DC. Personal digital assistants in health care: Experienced clinicians in the palm of your hand? *Journal of the American Medical Association* 366: 1210–1222, 2005.
- Berland GK, Elliott MN, Morales LS, et al. Health information on the internet: Accessibility, quality, and readability in English and Spanish. *Journal of the American Medical Association* 285: 2612–2621, 2001.
- Blanchet J. Innovative programs in telemedicine: The Arizona telemedicine program. *Telemedicine and e-Health* 11: 116–123, 2005.
- Boden C, Sit A, Weinreb RN. Accuracy of an electronic monitoring and reminder device for use with travoprost eye drops. *Journal of Glaucoma* 15: 30–34, 2006.
- Brushwood DB. Responsive regulation of internet pharmacy practice. *Annals of Health Law* 10: 75–103, 2001.
- Burton TM. Medtronic to join Microsoft, IBM in patient-monitoring venture. *Wall Street Journal* Jan 24, 2000.
- Cascardo DC. Getting ready for the new generation of savvy patients. *Medscape Money & Medicine* 2002, 3 (1). Available at: <http://www.medscape.com/viewarticle/436315>. Accessed 3.18.06.
- Chin T. Firm treating strangers by web shut out by Illinois directive: State regulators move to ice online consultation company MyDoc.com. *Amednews.com: The newspaper for America's physicians* Nov. 4, 2002. Available at: [http://www.medem.com/phy/phy\\_eriskguidelines.cfm](http://www.medem.com/phy/phy_eriskguidelines.cfm). Accessed August 21, 2006.
- Clifton GD, Byer H, Heaton K, et al. Provision of pharmacy services to underserved populations via remote dispensing and two-way videoconferencing. *American Journal of Health-System Pharmacy* 60: 2577–2582, 2003.
- eRisk Working Group for Healthcare. Available at: [http://www.medem.com/phy/phy\\_eriskguidelines.cfm](http://www.medem.com/phy/phy_eriskguidelines.cfm). Accessed August 21, 2006.
- Eisenbach G. Towards ethical guidelines for dealing with unsolicited patient emails and giving teledvice in the absence of a pre-existing patient-physician relationship—systematic review and expert survey. *Journal of Medical Internet Research*. Available at: <http://www.jmir.org/2000/1/e1>. Accessed August 21, 2006.
- Ferrante FE. Evolving telemedicine/ehealth technology. *Telemedicine and e-Health* 11: 370–383, 2005.
- Fox S. Digital divisions: There are clear differences among those with broadband connections, dial-up connections, and no connections at all to the internet. Pew Internet & American Life Project, 2005. Available at: [http://www.pewinternet.org/PPF/r/165/report\\_display.asp](http://www.pewinternet.org/PPF/r/165/report_display.asp). Accessed August 21, 2006.
- Fox S, Rainie L. Vital decisions: How internet users decide what information to trust when they or their loved ones are sick. Pew Internet & American Life Project. 2002. Available at: <http://www.pewinternet.org/reports/toc.asp?Report=59>. Accessed August 21, 2006.
- Fox S, Rainie L. The online health care revolution: How the web helps Americans take better care of themselves. Pew Internet & American Life Project. 2000. Available at: [http://www.pewinternet.org/PPF/r/26/report\\_display.asp](http://www.pewinternet.org/PPF/r/26/report_display.asp). Accessed August 21, 2006.
- Health Care News. The increasing impact of eHealth on physician behavior. 2001; 1 (31). Available at: [http://www.harrisinteractive.com/news/newsletters/healthnews/HI\\_HealthCareNews2001vol1\\_Iss31.pdf](http://www.harrisinteractive.com/news/newsletters/healthnews/HI_HealthCareNews2001vol1_Iss31.pdf). Accessed August 21, 2006.
- Health Care News. Patient/physician online communication: Many patients want it, would pay for it, and would influence their choice of doctors and health plans. 2002; 2(8). Available at [http://www.harrisinteractive.com/news/newsletters/healthnews/HI\\_HealthCareNews2002vol2\\_Iss08.pdf](http://www.harrisinteractive.com/news/newsletters/healthnews/HI_HealthCareNews2002vol2_Iss08.pdf). Accessed August 21, 2006.
- Health Privacy Project. 2005. Available at [http://www.healthprivacy.org/usr\\_doc/Privacy\\_stories.pdf](http://www.healthprivacy.org/usr_doc/Privacy_stories.pdf). Accessed August 21, 2006.
- Health Beat. Physicians use patient e-mail for variety of reasons. October 8, 2002. Available at <http://www.ihealthbeat.org/index.cfm?Action=dispItem&itemID=98459>. Accessed August 21, 2006.
- Henault RG, Eugenio KR, Kelliher AF, et al. Transmitting clinical recommendations for diabetes care via e-mail. *American Journal of Health-System Pharmacy* 59: 2166–2169, 2002.
- Kane B, Sands DZ. Guidelines for the clinical use of electronic mail with patients. *Journal of the American Medical Informatics Association* 5: 104–111, 1998.
- Kittler AF, Carlson BA, Harris C, et al. Primary care physician attitudes towards using a secure web-based portal designed to facilitate electronic communication with patients. *Informatics in Primary Care* 12: 129–138, 2004.

- Koppel R, Metlay JP, Cohen A, et al. Role of computerized physician order entry systems in facilitating medication errors. *Journal of the American Medical Association* 293: 1197–1203, 2005.
- Leonhardt P. *Political clout in the age of out sourcing*. The New York Times, April 19, 2006.
- Liederman EM, Morefield CS. Web messaging: A new tool for patient-physician communication. *Journal of the American Medical Informatics Association* 10: 260–270, 2003.
- Liederman EM, Lee JC, Baquero VH, Seites PG. Patient-physician web messaging: The impact on message volume and satisfaction. *Journal of General Internal Medicine* 20: 52–57, 2005.
- Medem: Connecting Physicians and Patients Online. Available at: <http://www.medem.com/>. Accessed August 21, 2006.
- National Committee on Vital and Health Statistics. 2001. Information for health: A strategy for building the national health information infrastructure. Available at: <http://www.ncvhs.hhs.gov/nhiilayo.pdf>. Accessed August 21, 2006.
- Networking Health: Prescriptions for the Internet. Committee on Enhancing the Internet for Health Applications, National Research Council, National Academies Press. 2000. Available at: <http://www.nap.edu/books/0309068436/html/>. Accessed August 21, 2006.
- Nicholson KN, Felkey, BG. A national quantitative analysis of pharmacists' need for internet-based applications. WebMD Corporation, Presented to National Council for Prescription Drug Programs Nov. 14, 2000.
- Packaging Digest. Electronic compliance packaging enhances drug efficacy. August 2005: 26.
- Partners Online Specialty Consultations. Available at [https://econsults.partners.org/v2/\(mr0ppqn45timdd25524nujw45\)/default.aspx](https://econsults.partners.org/v2/(mr0ppqn45timdd25524nujw45)/default.aspx). Accessed August 21, 2006.
- RelayHealth: Secure Online Communications for Healthcare. 2003. Blue Cross Blue Shield of Massachusetts signs contract with RelayHealth® to reimburse physicians for webvisits. Press release March 6, 2003. Available at: <https://www.relayhealth.com/rh/general/news/newsArchive/news41.aspx>. accessed 3.18.06.
- Rice B. Online prescribing: How one doctor got caught. *Medical Economics* June 4, 2001. Available at: <http://www.memag.com/memag/article/articleDetail.jsp?id=118113>. Accessed August 21, 2006.
- Speak Up: Help prevent errors in your care, Joint Commission on Accreditation of Healthcare Organizations Speak Up Initiatives. Available at: <http://www.jointcommission.org/PatientSafety/SpeakUp/>. Accessed August 21, 2006.
- Taylor H. How the internet is improving the lives of Americans with disabilities: The Harris Poll #30, June 7, 2000. Available at: [http://www.harrisinteractive.com/harris\\_poll/index.asp?PID=93](http://www.harrisinteractive.com/harris_poll/index.asp?PID=93). Accessed August 21, 2006.
- The Permanente Journal. Kaiser Permanente online: What is it? 5(1) 2001. Available at: <http://xnet.kp.org/permanentejournal/winter01/EX1kpOnline.html>. Accessed August 21, 2006.



# Ethical Behavior when Communicating with Patients

MONA SEDRAK

## Ethical Patient Care

A Pharmacy Code of Conduct for a Modern World

Seven Key Principles Guiding Ethical Conduct

How Pharmacists Can Resolve Ethical Dilemmas

Analyzing Patient Cases

Contemporary Topics in Pharmacy Care

## Overview

---

This chapter outlines how a changing world of health care has created ethical dilemmas for pharmacists and how an ethical framework is often needed to guide their behavior when dealing with patients. A discussion of the American Pharmaceutical Association's (APhA) Ethical Code of Conduct for Pharmacists is presented as well as an introduction to seven key ethical principles that have great application to the delivery of pharmaceutical care. Further, a structured guide for moral decision making and ethical case resolution is presented. Illustrating the key principles discussed in this chapter, a series of case studies and their corresponding analyses are included to help the readers apply their skills in ethical case resolution. Finally, a discussion is provided regarding several contemporary topics causing national concern and making headlines for today's pharmacists.

## Ethical Patient Care

---

The following cases illustrate several principles of ethical behavior discussed in this chapter. As you read the following three cases, make notes about what you would do in each situation. At the end of the chapter you will find an analysis of each case. Before reading the analyses, re-read the cases, and see if you would solve them any differently than you initially did. Then compare your analyses with those provided.

**CASE STUDY 14.1**

Ms. Edwards is starting on a new medication for schizophrenia. The drug has a number of side effects, some of which can be serious. She asks you several questions about the purpose of the medication and possible side effects. When you ask her what her physician told her about the medication, she reports that he said, "I've got a lot of patients on this drug and they're doing fine." It is obvious to you that she is unclear about the purpose of the medication or any possible problems. You are concerned that Ms. Edwards may refuse to take the drug if told about possible side effects. What would you say to Ms. Edwards?

**CASE STUDY 14.2**

James Bently, a 17-year-old patient of your pharmacy, was diagnosed with epilepsy and was prescribed phenytoin about 6 months ago. In conversations with him, you have discovered that he considers epilepsy embarrassing and has indicated that he does not believe his physician is correct in the diagnosis. James expressed his belief that he does not really need the drug. Your refill records indicate a pattern of non-adherence to the medication. In the past, you have tried to educate him about phenytoin and the importance of consistent use in controlling seizures. However, he still does not take the drug as prescribed. James also continues to drive his car and you are aware that he was recently charged in a non-injury automobile accident. His father, who occasionally picks up the medication for James, has never indicated awareness of his son's denial of epilepsy or nonadherence with treatment. Should you disclose the fact that James is not taking his medication to his father to the police or to his physician?

**CASE STUDY 14.3**

You are working as a relief pharmacist in a community pharmacy. You notice that Megan, the 17-year-old daughter of a very close family friend, is receiving prescriptions for oral contraceptives and for the treatment of a sexually transmitted disease (STD). Apparently, Megan has been hanging out with a group of students whom her parents disapprove of and have forbidden her to see. You are very concerned about Megan and wonder whether her use of oral contraceptives may lead her to forego the use of condoms that could offer protection from STDs. When Megan enters the pharmacy to pick up her prescriptions, she becomes upset at seeing you and hurries out, refusing to talk to you. You know that if you were in her parents' shoes, you would want to know about the prescriptions. You are convinced that Megan is in trouble and needs the help of her family.

Each of these patient cases presents decisions that must be made on the basis of legal and ethical principles. Your ability to choose a proper course of action in these situations depends on your understanding of the ethical principles involved. The legal aspects of these cases are covered under state and federal law. However, many elements are not specifically addressed in laws and regulations but do involve underlying ethical principles of patient–health professional interaction. Principles related to ethical decision making in patient care include beneficence, autonomy, and honesty. This is by no means a complete list, but the principles seem to be most relevant to the communication responsibilities of pharmacists. Other issues that are derived from these principles and are particularly important in patient counseling are informed consent, confidentiality, and fidelity. These important concepts will be discussed in later sections of this chapter.

## A Pharmacy Code of Conduct for a Modern World

---

Over the last few decades rapid advancements in health care and adoption of new technologies have changed the environment in which medical care is given. Despite its rapid change, the health care environment remains an exciting and complex arena offering rich opportunities for growth, professional satisfaction, and interesting intellectual challenges that affect all professionals—including pharmacists. The emerging role of pharmacists as medication therapy managers requires you to be more effective and efficient when engaging in all forms of communication as it relates to medications (Dhillon et al, 2001).

As the practice of comprehensive pharmaceutical care grows, you will find yourself in the midst of a vast array of ethical and legal considerations that need resolution if you are to be guided into the more cognitive service role of “helping people get the best use of their medicine.” This phrase was adopted by the Joint Commission of Pharmacy Practitioners following their Pharmacy in the 21st Century Conference (Zellmer, 2001; Tindall and Millonig, 2003) and attempts to convey one important factor involving contemporary pharmacy practice: Pharmacists serve as repositories of sensitive and protected health information about their patients. Pharmacists are also being challenged by contemporary social issues such as being asked to dispense medications that end life (see Case Study 14.5), in physician-assisted suicide situations, or in situations that involve terminating pregnancies (see Case Study 14.4).

Pharmacists can be proud of the fact that the World Health Organization (WHO) has praised their importance as communicators and health care givers (Zellmer, 2001). Thus, you must be prepared to carefully recognize and resolve ethical issues by understanding general and specific ethical principles and by applying these principles to pharmaceutical care and medication therapy management.

### THE PHARMACISTS CODE OF ETHICS

The APhA adopted a revised Code of Ethics for Pharmacists in 1994; the American Society of Health-System Pharmacists (ASHP) endorsed the same code in 1996. This code was founded using a patient-centered approach and its

eight principles are based on moral obligations and virtues intended to guide pharmacists in their professional relationships with patients and other health care professionals (APhA, 1994). This pharmacist-specific Code of Ethics addresses only ethical behavior and does not address any of the state and federal statutes and regulations governing pharmacy practice although both state and federal statutes and regulations address how pharmacists are to conduct themselves in relationships designed to respect and protect the well-being of the public. The eight principles described in the APhA Code of Ethics for Pharmacists are as follows:

- Principle I: A pharmacist respects the covenantal relationship between the patient and pharmacist.
- Principle II: A pharmacist promotes the good of every patient in a caring, compassionate, and confidential manner.
- Principle III: A pharmacist respects the autonomy and dignity of each patient.
- Principle IV: A pharmacist acts with honesty and integrity in professional relationships.
- Principle V: A pharmacist maintains professional competence.
- Principle VI: A pharmacist respects the values and abilities of colleagues and other health professionals.
- Principle VII: A pharmacist serves individual community and societal needs.
- Principle VIII: A pharmacist seeks justice in the distribution of health resources.

While these principles outline the professional obligation of pharmacists to use their knowledge and skills for the benefit of others, they reflect general and ethical principles held in high esteem by all health care professionals. More importantly, the APhA Code was built on a contemporary interpretation of underlying ethical principles that address nonmaleficence, beneficence, paternalism, autonomy, honesty and truth telling, informed consent, confidentiality, and fidelity. These underlying principles are something that every pharmacist should understand.

## Seven Key Principles Guiding Ethical Conduct



### Underlying Ethical Principles

- Nonmaleficence
- Beneficence
- Autonomy versus paternalism
- Honesty and truth telling
- Informed consent
- Confidentiality
- Fidelity

## 1. THE PRINCIPLE OF NONMALEFICENCE

The “principle of nonmaleficence” is commonly stated as the principle of “above all else do no harm.” This is probably the most quoted principle of all moral maxims and has been used for 3,500 years, gaining prominence in the Oath of Hippocrates. The principle of nonmaleficence requires a health care provider to not act in any way that intentionally inflicts needless harm or injury to a patient, either through acts of commission or omission (Munson, 2000).

The principle of nonmaleficence can be violated in two distinct ways. First, pharmacists can violate this principle if they knowingly and intentionally cause a patient harm. For example, knowingly filling a prescription to which a patient has an allergy or filling a prescription in defiance of the published literature that states it may have a drug–food interaction without telling the patient about the drug–food interaction may be seen as malfeasance. The principle of nonmaleficence may also be violated when no malice or intent to do harm is involved. For example, a pharmacist by honest mistake misreads a prescription for Zyrtec and fills it with Zyprexa. Should that patient come to harm through this error, the pharmacist may be found negligent in his or her actions even though the pharmacist had no intention to cause harm. The pharmacist may be considered as having failed to exercise due care in discharging his or her responsibilities as a professional. Thus, the pharmacist failed to meet his or her obligation of nonmaleficence and may be held accountable by the court system for his or her actions.

The obligation of care imposed by the principle of nonmaleficence is not to demand that pharmacists or any health professional accomplish the impossible or to be perfect in any way. Rather, pharmacists must provide a standard of care that any reasonable professional would have done under the same circumstances and also at a level that is higher than an “ordinary” person. In essence, this expectation is reasonable because perfection in medicine is not possible since it is not a perfect or exact science. Thus, pharmacists and other health care professionals are held to “standards of due care.” It is by these standards, set by the profession, that their actions are evaluated and judged harmful or appropriate.

To further protect the members of society from “malfeasance,” some due-process standards are met by using licensing statutes and regulations, educational requirements, standards for practical learning, and credentialing committees to set up entry barriers to a profession. This way society has some assurance that individuals trained as pharmacists have obtained and continue to maintain an acceptable level of knowledge and skills needed to take on the responsibility of providing care. Thus, the APhA Code of Ethics for Pharmacists addresses this ethical principle of nonmaleficence when it states that pharmacists must maintain professional competence and that they “have a duty to maintain knowledge and abilities as new medication, devices, and technologies become available and health information advances.”

## 2. THE PRINCIPLE OF BENEFICENCE

“As to disease, make a habit of two things—to help or at least to do no harm.” This directive from Hippocratic writings focuses on two moral principles:

nonmaleficence, as discussed above, and beneficence. Both principles require the health care provider to evaluate the potential benefits of an intervention in relation to the risk of harm to the patient. To be more specific, beneficence is the principle that health professionals should behave in the best interest of their patients. The principle of beneficence is also addressed in the APhA Code of Ethics for Pharmacists (APhA, 1994) when it states, “a pharmacist places concern for the well-being of the patient at the center of professional practice.”

When considering a medical or pharmaceutical intervention that best benefits the patient, that intervention should answer some or all of the following seven questions:

- Does it promote health and prevent disease?
- Does it relieve symptoms, pain, and suffering?
- Does it cure the disease?
- Will it prevent untimely death?
- Will it improve functional status or maintain a compromised health state?
- Will its educational content and counseling help better a patient’s condition and prognosis?
- Will the intervention help avoid harm to the patient in the course of care?

Although there are times when all or most of these questions can be answered, there are times in every professional’s life when it is really difficult to accomplish a desired therapeutic outcome due to a conflict between patient and provider expectations (i.e., what a patient wants versus what a professional wants for them) (Jonsen et al, 2002). For example, the use of combined antiretroviral therapy in the treatment of HIV infection comes with many benefits as well as risks. While the use of these drugs improves the patient’s quality of life and prolongs his survival, the side effect profiles of these drugs are extensive and the cost for such drugs is unduly burdensome. Thus, the use of these drugs for preventive purposes produces a risk-to-benefit relationship that must be carefully considered by both patient and practitioner.

### 3. THE PRINCIPLE OF AUTONOMY VERSUS PATERNALISM

Another ethical issue in health care is based on finding a balance between autonomy and paternalism in order to provide the best help to the patient. Paternalism refers to those health professionals or pharmacists who see their relationships with patients as “paternalistic.” That is, they see themselves in a parental role knowing what is best for the “child” (patient). In essence, paternalism is a poor practice as it fails to take into consideration the preferences, beliefs, and practices of the patient, especially those that could be of most benefit to them. Conversely, the principle of autonomy establishes a patient’s rights to self-determination; that is, the patient’s moral right to choose one’s own life plan and action (Jonsen et al, 2002; Munson, 2000). This right is considered paramount even if health professionals judge patient decisions as being damaging to their health. According to the “Harm Principle,” constraints on an individual’s free choices are morally permissible only when an individual’s preference infringes on the rights and welfare of others (Munson, 2000).

When pharmacists desire to assess situations of ethical dilemmas, they find it helpful to do this in light of a patient autonomy–paternalistic continuum. If they assess some actions as being more authoritarian than others, they would place their actions toward the “paternalistic” end of this continuum. Actions that encourage patient involvement in decision making would be placed toward the “patient autonomy” end of this continuum. In daily practice, however, there may be many forces that limit or even obstruct the appreciation of patient autonomy, such as the compromised competence of patients, the disparity between provider and patient knowledge, the psychodynamics of the patient–provider relationships, and the stress of illness (Jonsen et al, 2002).

Medical ethicists often state that the danger of paternalism is that it threatens individual rights and personal liberties. Yet, in past times, medicine has used the beneficence principle as justification for “paternalistic” relationships with patients. For example, physicians made decisions by themselves (without necessarily informing patients and without patient consent) and then did what was necessary because they saw it in the patient’s best interest. Put another way, they made certain decisions based on their perceptions of what was needed, and they did not include the patient in their decision making. Similarly, pharmacists say they are using “professional judgment” when they adjust a dose or refill a certain medication while rationalizing that the patient has no need to know what has happened.

Although most health care professionals embrace and find value in the principle of patient autonomy, in some situations patient autonomy may be unintentionally compromised. For example, some patients who are naturally shy, nonassertive, uneducated, or illiterate may be intimidated in the presence of anyone wearing a white coat. Thus, although the pharmacist is not deliberately attempting to infringe on the patient’s autonomy, social and psychosocial factors may be so overpowering that the patient feels he or she is powerless to make a decision.

It is easy to see how autonomy is critically linked to information. Information is vital to protecting and preserving patient autonomy. In an era of consumer-driven health care, it is hard to deny well-informed patients active partnership roles in their health care. Likewise, to become well informed, patients need to be informed in language they understand, and to have explained in unbiased terms the possible treatment options as well as their risks and benefits. In today’s hurried medical environment, patient education and even informed consent are many times pushed aside. Thus, patients often feel rushed and unprepared to make important decisions about their health care and thus relinquish their right to autonomy to their provider.

#### 4. THE PRINCIPLE OF HONESTY AND TRUTH TELLING

On principle, all communications between patients and their health professionals should be truthful under all instances. But what should be done when full disclosure of every detail could prove to be harmful? With the increased prominence of the principle of autonomy and with the patient’s right to informed consent in these modern times, full disclosure and truthfulness have become the more accepted ethical courses of action (Da Silva et al, 2003; Jonsen et al, 2002).

The principle of honesty states that patients have the right to truthful communication regarding their medical condition, the course of their disease, the treatments recommended, and alternative treatments available. The APhA Code of Ethics for Pharmacists (1994) states that a pharmacist “has a duty to tell the truth and to act with conviction of conscience.” A certain level of trust must develop between patients and pharmacists to strengthen these relationships. This trust is developed because pharmacists adhere to the principle of honesty.

Some health care providers, when withholding information, will claim “therapeutic privilege” as their reason for doing this. This is because they perceive that full disclosure or divulging all medical information would be harmful or upsetting to the patient. In addition, “privilege makes sense in an ethics based on paternalistic patient benefit, but it is contrary to an ethic giving important place to the principle of autonomy” (Veatch, 2000, p. 69). Further, therapeutic privilege, as a paternalistic attitude, has also been criticized because “displaying such behavior is not seen as providing a service but as guarding special knowledge and who would be in control as to when and who to reveal the truth to” (Da Silva et al, 2003, p. 420).

Pharmacists may find themselves in the middle of an ethical dilemma concerning truth telling and therapeutic privilege. For example, a patient who claims to have allergies and/or hypersensitivities to some medications previously taken may be prescribed a similar medication but not told of the potential for an allergy or hypersensitivity by a prescribing provider who believes the information about it is purely psychological and has no basis in pathology. In some cases, the patient’s pharmacist may be asked to withhold a patient drug information sheet. The prescribing provider may claim “professional privilege,” stating that telling the patient of possible side effects or adverse reactions may actually cause the patient undue distress or even lead to the patient not taking the medication at all. This leaves the pharmacist in a position to make his or her decision not only within the confines of the statutes and regulations, but also under his or her own interpretation of what is ethically acceptable.

## 5. THE PRINCIPLE OF INFORMED CONSENT

“Informed consent is a critical element of any theory that gives weight to autonomy” (Veatch, 2000). Thus, “informed consent” is the way in which patient preferences become expressed and are applied out of respect for that patient’s autonomy (Jonsen et al, 2002). Both honesty and autonomy serve as foundations to the right of the patient to give informed consent to treatment. The informed consent principle states that patients have the right to full disclosure of all relevant aspects of care and must give deliberate consent to treatment based on “usable” information and a clear understanding of that information (Munson, 2000; Quallich, 2005). In general, consent is not required when a procedure is simple and the risks are commonly understood (Cady, 2000). However, any provider who recommends treatment for a patient, especially if it is invasive, must obtain informed consent. Informed consent forms the ethical basis for the patient–provider relationship as it “consists of an encounter characterized by mutual participation, good communication, mutual respect, and shared decision

making” (Jonsen et al, 2002). For informed consent to successfully take place, it requires a dialogue between patient and provider that consists of five distinct components (Quallich, 2005):

- Diagnosis or nature of the specific condition that requires treatment(s),
- The purpose and distinct nature of the treatment(s),
- Risks and potential complications associated with the proposed treatment(s),
- All reasonable alternative treatment(s) or procedures and a discussion of their relative risks and benefits including the option of taking no action, and
- The probability of success of the proposed treatment(s).

Thus, it is understood that informed consent has occurred and treatment can be implemented if all relevant information is provided, if consent is freely given and is without coercion, and if the patient is capable of understanding the salient information provided.

Even under the very best of circumstances it is not always easy to determine who is competent to consent to treatment and who is not (Munson, 2000; Wingfield, 2003). Health care providers must consider how “vulnerable populations,” such as children, the mentally retarded, and those suffering from psychiatric illnesses, are to be considered with respect to consent. The law often uses the terms “competence” and “incompetence” to indicate whether individuals have the legal authority to make health care decisions for themselves. Judges alone have the authority to rule that an individual is legally incompetent. However, medical providers may encounter legally competent patients who appear to have their mental capacity compromised by illness, anxiety, pain, or even hospitalization (Jonsen et al, 2002; Wingfield, 2003). This clinical situation is referred to as “decisional capacity” rather than the legal term of “determination of competency.”

Many times in actual practice, health care professionals focus more on “disclosure” than on patient understanding of information. This point can be summarized by the phrase, “the central problem about informed consent are issues of communication rather than the disembodied and abstract issues about proper legal standards of disclosure” (Beauchamp, 1989). Thus, the message that is implicitly being given is that a pharmacist’s success in interpersonal communication is related to his or her willingness to invite patients to engage in open and honest dialogue based on questioning and the exchange of information and full disclosure of it. The pharmacist must create an atmosphere that encourages patients to seek answers to questions. Unfortunately, this style of dialogue is often inhibited by limitations in communication skills and styles, patient comprehension, the inability of pharmacists to listen carefully to their patient’s words and the emotions underlying them, and the time constraints imposed by reimbursement policies that reward procedures rather than education (Jonsen et al, 2002).

A meaningful dialogue or consent process is unlikely to be initiated by patients themselves for a variety of reasons. This is true in part because of patient reticence to question providers. In addition, patients often do not know when there is important information about treatment that they have not yet acquired. The burden is on providers to make sure that patients understand all they need to know both to make a reasoned decision about therapy and to implement therapeutic plans appropriately.

While drug therapy is the most common type of therapy in health care, informed consent issues surrounding drug therapy are largely ignored compared with issues involving other types of treatment, such as surgery. In addition, patients have much more control over adhering to their medication therapy. Earlier assumptions by society that risks associated with drug therapy are minimal have been challenged by recent research and government reports, such as the Institute of Medicine's *Crossing the Quality Chasm* (IOM, 2001). The estimated number of deaths and adverse health events caused by inappropriate therapy is staggering. In the future, pharmacists will be expected to assume their share of responsibility in ensuring that informed consent has occurred before drug treatment is initiated.

What are the roles of pharmacists in informed consent? Many pharmacists assume that when patients bring in prescriptions, (a) their physicians have provided all relevant information, (b) patients understand the information, and (c) they have consented to treatment. In fact, many patients lack information on crucial aspects of drug treatment. In addition, physicians frequently do not explicitly discuss key aspects of drug therapy and often fail to obtain meaningful consent from patients.

In certain situations, it may become clear that informed consent has really not occurred. Patients may not fully understand important aspects of treatment, may have unanswered questions, or may not be aware of significant side effects. In addition, patients may indicate reluctance to begin taking medications but feel that they have no choice but to follow their physicians' directions. Many may feel coerced into their decision based on the hierarchical relationship between patient and provider, where power is largely vested in the health professionals on whom patients feel dependent. It is difficult to determine whether consent to treatment has been freely given. When patients express reservations about initiating drug treatment, pharmacists may need to consult not only with patients but also with prescribing physicians to inform them of the lack of freely given consent to treatment.

## 6. THE PRINCIPLE OF CONFIDENTIALITY

The Hippocratic Oath states, "what I may see or hear in or outside the course of treatment . . . which on no account must be spread abroad, I will keep to myself, holding such things shameful to speak about." The principle of confidentiality serves to ensure that health care providers are obligated to refrain from divulging information that is obtained from patients during the course of medical treatment and to take reasonable precautions to protect that information. In another approach to confidentiality "modern medical ethics bases this duty on respect for the autonomy of the patient, on the loyalty owed by the physician, and on the possibility that disregard of confidentiality would discourage patients from revealing useful diagnostic information and encourage others to use medical information to exploit patients" (Jonsen et al, 2002).

As pharmacists become more involved with direct patient care, they gain access to a wide range of sensitive and private patient information, which is necessary for appropriately managing therapy. With the advent of the new regulations set by the

Health Insurance Portability and Accountability Act of 1996 (HIPAA), pharmacists must know the working of this statute and be able to address the issues relating to its principles of confidentiality and consent, and the regulations concerning “protected health information.” This new layer of professional responsibility is made all the more important because the greatest challenges today to confidentiality result from technological developments in information storage, retrieval, and access (Jonsen et al, 2002; Wingfield and Foster, 2002). While computerization of pharmacy and medical records enhances patient care, it also enhances statistical information and administrative tasks allowing the availability of such records to third parties such as employers, government agencies, payers, and family members. This increased availability threatens patient and professional control over sensitive information.

HIPAA took effect on April 14, 2003, and is one of the most significant pieces of federal legislation to affect pharmacy practice since the Omnibus Budget Reconciliation Act of 1990 (OBRA) (Spies and Van Dusen, 2003). HIPAA is also considered to be the first comprehensive federal regulation designed to safeguard the privacy and security of protected health information. Thus, every pharmacy that conducts certain financial and administrative transactions electronically, such as billing, must be in compliance with its regulations. HIPAA prescribes a framework for the use and disclosure of health information for treatment, payment, and health care operations at all health care institutions, including pharmacies (Giacalone and Cacciatore, 2003; Spies and Van Dusen, 2003). HIPAA was written to “enhance the efficiency and effectiveness of data exchange for administrative and financial transactions while improving the security and privacy of healthcare information” (Mackowiak, 2003).

Confidentiality has always played a key role in pharmacy practice and therefore the new HIPAA guidelines do not necessarily replace state pharmacy statutes and regulations. However, HIPAA provides strict guidelines as to what a pharmacy can do with patient health information. It also provides important rights to patients, such as “the right to access the information, the right to seek details of the disclosure of the information, and the right to view the pharmacy’s policies and procedures regarding the confidential information” (Spies and Van Dusen, 2003).

Compliance with HIPAA is mandatory. The Privacy Rule (the Rule) of HIPAA provides pharmacies some flexibility to create their own privacy rules and procedures. “The Privacy Rule requires each pharmacy to take reasonable steps to limit the use or disclosure of, and requests for, protected health information (PHI) . . . defined as individually identifiable health information transmitted or maintained in any form and via any medium” (Spies and Van Dusen, 2003). Examples of PHI include prescriptions and patient record systems. To accomplish this, pharmacies must employ reasonable policies and procedures that limit how PHI is used, disclosed, and requested. Further, pharmacies must also post their complete Notice of Privacy Practices within the facility as well as on their website, if one exists.

It has been stated that “although privacy is an important issue, efforts to protect it may conflict with social needs, including the ability of health professionals

to exchange information when caring for a patient, the right of parents to sensitive health information concerning their children, and the use of data for research, public health, or audit purposes” (Jonsen et al, 2002). Therefore, it is the responsibility of the health care provider to become an advocate for the patient by being familiar with the regulations and policies and being an advocate for better control of information and for improved policies and laws to safeguard it.

## 7. THE PRINCIPLE OF FIDELITY AND THE PATIENT–PROVIDER RELATIONSHIP

The principle of fidelity, as it relates to the patient–provider relationship, is based on the concept of loyalty. It is understood that a special type of relationship is created between patient and provider, one that is based on all the ethical principles previously discussed. The ethics of medicine have traditionally directed providers to attend exclusively to the needs of the patient and to act in ways that best benefit the patient. However, it is also recognized that providers, in some sense, have certain responsibilities beyond their patients. Thus, ethical problems brought on by multiple responsibilities can arise when it is unclear which responsibilities have priority or when it appears that duty to one’s patient is in direct conflict with other duties (Jonsen et al, 2002). Fidelity or loyalty is then even more clearly defined as “a sustained commitment to the welfare of persons or to the success of an endeavor, requiring an investment of effort and sometimes even a subordination of self-interest” (Jonsen et al, 2002).

Pharmacists, like other health care providers, have multiple loyalties—to family, to friends, to a religious faith, to a community, and to other personal, professional, and financial obligations. Thus, pharmacists, at times, may experience differing loyalties that will pull them in opposing directions, which is difficult when one choice must be made. For example, pharmacists who promote the use of vitamins by patients who do not need them may be enhancing their financial well-being at the expense of their patients. Pharmacists who refuse to confront physicians about inappropriate prescribing because they want to ensure that physicians will continue to direct patients to their pharmacies are displaying a misplaced sense of their professional responsibility. Pharmacists who are more attentive to the desires of the parties signing their paychecks than to the health care needs of their patients are in a conflict-of-interest situation. Ethically, the responsibilities of pharmacists should be directed toward the welfare of patients.

The focus on the rights of patients and the obligations of providers can make the relationships between them seem mechanistic and legalistic. It would be easy to create a list of dos and don’ts for each party to follow. However, the situations encountered within patient–provider relationships are often complicated. Thus, the principles discussed above must be considered when working with patients. In addition, the ability to effectively work through sensitive issues depends on trusting, caring relationships between patients and providers. Each patient is a unique individual and, in an illness situation, is particularly vulnerable. Thus, patients have the right to be treated with compassion. Patients need humane, sensitive care from providers, care that will assist them in making the best decisions they are able to make. This is the essence of the “helping” role of the

health care professional. There is a caveat to this helping role: it is influenced by the vulnerability of the patient, especially the status accorded to physicians and other helping professionals that sets up a power difference between the patient and provider. In fact, “if one shares power with the person having the greatest danger of being victimized, the potential for self-correction of error seems greatest” (Brody, 1992).

So, once again, the need for mutual participation through an active patient role in health care decision-making becomes essential if one wants to reduce health care errors and mishaps. Empowering patients to be active participants in treatment decisions, with decisions being made in the context of a respectful, trusting relationship then becomes a large part of the work pharmacists must take on as part of their professional responsibility to patients.

## How Pharmacists Can Resolve Ethical Dilemmas

---



### Steps in Ethical Decision-Making

1. Recognize the moral dimensions.
2. Identify all stakeholders and interested parties.
3. Think through the shared values or principles involved.
4. Weigh the benefits and burdens.
5. Look for analogous cases.
6. Discuss the case with relevant parties and gather opinions.
7. Consider the legal and organizational rules involved.
8. Reflect on how comfortable you are with the decision.

To reach ethical decisions pharmacists must use a structured approach for identifying, analyzing, and resolving ethical issues. Resolving ethical dilemmas is challenging for many health care professionals. We are not born with this skill; it comes through experience, maturation, and association with others who can apply the principles cited above. There are many models and guides available to help medical professionals through the decision-making process. One guide (MacDonald, 1998) offers a simplified eight-step approach that offers both structure to the decision-making process and considers all the relevant aspects of the case. When faced with an ethical or moral dilemma that requires a decision to be made, a pharmacist should:

- Recognize that the decision is one that has moral importance created by conflicts between two or more values or ideals.
- Identify who the interested parties are, who has a stake in the decision, and what the relationship is between the parties. Consider their relationship with you, each other, and with relevant institutions. Ask yourself whether those relationships bring special obligations or unidentified expectations.

- Consider and identify the shared values or principles, such as autonomy, honesty, and loyalty that may be at stake in making the decision.
- Carefully weigh the benefits and the burdens of the case. Benefits may include promotion of health and prevention of suffering and disease, whereas burdens may include causing physical or emotional pain or imposing undue financial burdens.
- Look for analogous cases in the literature or among colleagues. Can you think of similar decisions you have heard of? What course of action was taken? Ask yourself how the case at hand is like that one? How is it different?
- Consult with colleagues and other relevant advisors. Time permitting, discuss your decision with as many persons as have a stake in it. Gather opinions and always remember to ask for reasons behind those opinions. A word of caution: your ability to discuss the case with others is limited by HIPAA and the principle of confidentiality.
- Consider the state and/or federal laws involved. Some decisions are, without a doubt, appropriately made based on legal considerations. Ethical decisions may also be influenced by rules set by professional organizations, such as the APhA Code of Ethics for Pharmacists, intended to guide individual decision making. Further, institutions (hospitals, managed care organizations, and others) may also have policies that limit the options available.
- Ask yourself whether you are comfortable with the decision. Can you live with the decision? Many times your “gut reaction” will tell you whether there are still some aspects of the case you have not fully considered or whether your reasoning was not sound and based on the best interests of the patient.

## Analyzing Patient Cases

---

Three patient cases began this chapter that present ethical dilemmas to pharmacists. Here, each case is analyzed according to the ethical principles involved. As you reread each case, before you read the analysis, think about whether you would solve them any differently than you originally did now that you have read this chapter.

### CASE STUDY 14.1

Ms. Edwards is starting on a new medication for schizophrenia. The drug has a number of side effects, some of which can be serious. She asks you several questions about the purpose of the medication and possible side effects. When you ask her what her physician told her about the medication, she reports that he said, “I’ve got a lot of patients on this drug and they’re doing fine.” It is obvious to you that she is unclear about the purpose of the medication or any possible problems. You are concerned that Ms. Edwards may refuse to take the drug if told about possible side effects. What would you say to Ms. Edwards?

---

It is obvious that Ms. Edwards does not understand the purpose of drug treatment nor the medication's possible side effects. Thus, it could be argued that she has not actually given informed consent to treatment. Arguments against providing information may revolve around fears that Ms. Edwards may not take the medication she needs to treat her medical condition if she is aware of the side effects. The principle invoked in this case is beneficence—doing something that you decide is in her best interest. Other arguments against informing Ms. Edwards may focus on the physician, on the belief that it is the physician's responsibility to inform patients, or on the physician's right to choose not to provide her with certain information about her treatment. Other arguments may focus on your fears about antagonizing physicians by acting contrary to their wishes and jeopardizing physician referrals to the pharmacy.

The principle of autonomy and the right of the patient to determine what will be done to her body argues in favor of you providing information about the medication, including its purpose and side effects. You may need to call Ms. Edwards' physician to gather further information pertinent to her treatment or to consult with the physician on how informed consent should take place. Nevertheless, Ms. Edwards has the right to this information and must be informed before she begins taking the medication.

This case highlights the potential conflict of interest facing you in which self-interest or allegiances to others (e.g., physicians) are allowed to override the interests of your patients. The right of the patient to fidelity in the patient–pharmacist relationship is threatened by such a position. You may put yourself in a compromised position to take the physician's position over the patient's needs. Although the principles of beneficence and autonomy may be in conflict in this case, the right of self-determination by the patient is so fundamental as to be paramount. Ms. Edwards has the right to information about her medication, regardless of whether that information would affect her decision to initiate treatment.

### CASE STUDY 14.2

James Bently, a 17-year-old patient of your pharmacy, was diagnosed with epilepsy and was prescribed phenytoin about 6 months ago. In conversations with him, you have discovered that he considers epilepsy embarrassing and has indicated that he does not believe his physician is correct in the diagnosis. James expressed his belief that he does not really need the drug. Your refill records indicate a pattern of non-adherence to the medication. In the past, you have tried to educate him about phenytoin and the importance of consistent use in controlling seizures. However, he still does not take the drug as prescribed. James also continues to drive his car and you are aware that he was recently charged in a non-injury automobile accident. His father, who occasionally picks up the medication for James, has never indicated awareness of his son's denial of epilepsy or nonadherence with treatment. Should you disclose the fact that James is not taking his medication to his father, to the police, or to his physician?

Case Study 14.2 involves a decision on whether to reveal confidential information (that James is not taking his antiseizure medication regimen) to other parties. The injunction against release of information without patient consent is strongly held and is based in part on the patient's right of self-determination. It is up to James to decide what information is transmitted to other parties about his medical treatment. The argument for breaking confidentiality in this situation rests on the principle of beneficence (acting in the best interests of James by preventing him from injuring himself in an automobile accident). In fact, you may be justified in breaking confidentiality by invoking a duty to protect innocent people (e.g., those potentially injured in future automobile accidents). However, a decision to inform parents and the police would appear to break confidentiality and HIPAA. Thus, you may not want to approach these individuals.

One approach may be to press James to allow you to discuss the situation with his parents so that they can participate in this complex process. This motivation would be based on your desire (beneficence) to help James with his treatment. Informing James' physician would generally not be considered a breach of confidentiality, since his physician initiated treatment and since medical information can legitimately be shared with other health professionals involved in a patient's care. Possibly James' physician and you could discuss how to approach James and his parents about this important issue.

### CASE STUDY 14.3

You are working as a relief pharmacist in a community pharmacy. You notice that Megan, the 17-year-old daughter of a very close family friend, is receiving prescriptions for oral contraceptives and for the treatment of a sexually transmitted disease (STD). Apparently, Megan has been hanging out with a group of students whom her parents disapprove of and have forbidden her to see. You are very concerned about Megan and wonder whether her use of oral contraceptives may lead her to forego the use of condoms that could offer protection from STDs. When Megan enters the pharmacy to pick up her prescriptions, she becomes upset at seeing you and hurries out, refusing to talk to you. You know that if you were in her parents' shoes, you would want to know about the prescriptions. You are convinced that Megan is in trouble and needs the help of her family.

When reviewing Megan's case, consider the following questions:

- What is the ethical dilemma?
- What additional facts may be needed to help you reach a decision in this case?
- What alternatives might you consider in resolving this dilemma?
- What ethical principles are involved in the decision?
- What alternative would you choose and why?
- How would you proceed in carrying out your decision?

In listing the ethical principles involved with this case, you probably identified patient confidentiality and beneficence as two of the most important principles. The first principle implies that, as a pharmacist, you must protect the confidential nature of the patient–provider relationship and therefore must not discuss this issue with Megan’s parents. On the other hand, this may conflict with your need to do something to act in Megan’s best interest (beneficence). You may feel compelled to tell her parents (since she is a minor) and get them involved in dealing with Megan’s medical, psychological, and social issues.

In evaluating each approach, the confidentiality issues appear to be clearer than the beneficence issues. Confidentiality simply states that you should not tell Megan’s parents without her consent. You may resolve the confidentiality issue by urging Megan to grant you permission to speak with her parents based on your appeal that, in the long run, it will be the best for all parties concerned. The beneficence issues are more complex, since you need to identify the real underlying issues. You must ask yourself, “Am I really looking out for Megan’s interest or am I responding to my own parental instincts?” In addition, you may be responding out of fear of what would happen if Megan’s parents eventually found out that you knew about her situation. Fear of losing friends and their business should not be the primary motivators in this situation. Pharmacists may certainly break confidentiality when a patient’s life is in danger, such as when concerns about suicide exist. However, resolving a confidentiality issue when the threat to a patient’s health is more psychological than physical is more difficult.

## Contemporary Topics in Pharmacy Care

---

This chapter concludes with a discussion of a contemporary issue that existed at the time of the publication of this textbook as a means of summarizing several of the key factors described above: Does a pharmacist have the right to refuse to dispense a drug when presented with a valid prescription for a drug that is to be used in a treatment that is in conflict with his or her personal beliefs? What duty does the pharmacist have to the patient in this situation?

Advancements in the production, availability, and distribution of medication, as well as changes in societal beliefs, have placed pharmacists at the forefront of a number of ethical and moral dilemmas making headlines nationwide. Pharmacists form a critical link in the chain of drug distribution to the patient by dispensing drugs that are only available by prescription. In essence, they are the “gatekeepers” who determine whether dispensing a prescription order serves a legitimate medical purpose (Joranson and Gilson, 2001). It is clearly understood in pharmacy laws that it is the pharmacist’s duty to refuse to dispense if, in the pharmacist’s professional judgment, the prescription does not seem valid or could cause harm to the patient. But what are the ethical issues surrounding pharmacists’ ability to conscientiously object to dispensing a medication? What happens when a pharmacist’s ethical, moral, or religious beliefs conflict with the patient’s beliefs and medical needs?

## CONSCIENTIOUS OBJECTION

Conscientious objection raises important issues and questions relating to individual rights and public health. Cantor and Baum (2004) ask, “who prevails when the needs of the patient and the morals of the provider collide?” Many arguments can be made for and against a pharmacist’s right to object. Cantor and Baum (2004) argue that a pharmacist should exercise independent judgment because, like other health care professionals, they have the credentials and experience needed to exhibit sound judgment and to be an integral member of the health care team and “thus, it seems inappropriate and condescending to question a pharmacist’s right to exercise personal judgment.” Further, proponents of conscientious objection reflect that professionals should not have to forsake their morals as a condition of employment. For instance, “ethics and law allow physicians, nurses, and physician assistants to refuse to participate in abortions and other reproductive services” and therefore, pharmacists should be afforded the same respect.

Opponents of conscientious objection argue that pharmacists chose to enter a profession bound by certain fiduciary duties and therefore they are supposed to place the interests of the patient before their own immediate interests (Cantor and Baum, 2004). Further, they argue that certain principles in the pharmacist’s Code of Ethics weigh against conscientious objection. Specifically, “a pharmacist respects the autonomy and dignity of each patient” and “a pharmacist serves individual, community, and societal needs” (APhA, 1994). Finally, opponents reflect that refusal to dispense has great potential for abuse and discrimination because pharmacists are privy to personal and sensitive patient information and could refuse to fill a prescription if they mistakenly make judgments relating to people’s behaviors (Cantor and Baum, 2004). For example, pharmacists may refuse to fill a prescription for the treatment of human immunodeficiency virus (HIV) on the basis that some HIV-positive individuals may engage in what the pharmacist believes to be immoral behavior. According to Cantor and Baum (2004), “such objections go beyond conscience to become invasive.”

At its annual meeting in 1998, the APhA adopted a conscience clause that addresses conscientious objection, stating, “APhA recognizes the individual pharmacist’s right to exercise conscientious refusal and supports the establishment of systems to ensure patient access to legally prescribed therapy without compromising the pharmacist’s right to conscientious refusal” (APhA, 2006). Prior to 1998, no state had adopted a conscience clause, “a declaration of conscientious objection to an issue . . . which specifically addresses pharmacist liability should the decision be made to refuse to dispense a prescription” (Harvey et al, 2006). Since then, many states have considered legislation that offers some level of legal protection for health care professionals who refuse to provide certain reproductive services. Arkansas, Georgia, Mississippi, and South Dakota have passed legislation that protects pharmacists who refuse to dispense emergency and other contraceptives (Cantor and Baum, 2004). As of June 2005, thirteen states have introduced legislation that would allow a pharmacist to refuse to provide services, while three states (Missouri, New Jersey, and West Virginia) have introduced legislation that would require pharmacists to fill prescriptions (National

Conference of State Legislatures, 2005). Case 14.4 reveals the ethical issues surrounding conscientious objection.

### CASE STUDY 14.4

Nancy is a 19-year-old college student. She presents a prescription for Plan B. This prescription is used for emergency post-coital contraception. The pharmacist on duty, Jeff, is a strong pro-life supporter and refuses to fill the prescription. Nancy becomes very upset and pleads with Jeff to fill the prescription as this is the only pharmacy near campus that accepts her insurance and she does not have any means of getting to another pharmacy. Nancy tearfully explains to Jeff that the reason she needs the prescription is that she was attacked and raped walking back to her dorm from a party. Jeff stands firm and recommends Nancy seek counseling. The patient leaves the pharmacy without the prescription in a very agitated and emotional state. The day after she calls and speaks to Jeff's manager, explains the situation, and demands that Jeff be fired. Did Jeff have the right to refuse to dispense the medication? What was Jeff's duty to the patient?

This case involves the ethical principles of patient autonomy, provider fidelity, and nonmaleficence. Patients expect their health care providers, including their pharmacists, to use their professional judgment to make sound decisions that are factual and objective and are not based on personal judgments. Patients reveal sensitive and personal information to their pharmacist and for that trust they expect a certain degree of loyalty. Moral dilemmas arise when the pharmacist feels morally unable to honor the fiduciary relationship with the patient by filling a valid prescription. By not filling the prescription, the pharmacist may be seen as assuming a paternalistic role, "knowing what is best for that patient" thus compromising patient autonomy. It is important to understand that the trend in health care is toward empowering patients to control their own health care, and autonomy is best expressed by a freedom to choose based on informed decision making.

Pharmacists who choose not to fill a valid prescription for a drug that is to be used in a treatment that is in conflict with personal beliefs must be informed of state legislation regarding conscientious objection and their employers' stand on the topic. Pharmacists have a duty to provide access to drugs to people who need them, and patients are entitled to the treatment initiated by the physician. Thus, alternate arrangements need to be made to help the patient. For instance, the pharmacist may have another pharmacist fill the prescription, refer to another pharmacy, or, at a minimum, the prescribing physician should be contacted.

Pharmacists need to be aware of the implications of conscientious objection not only to the patient but also to their employer and coworkers. According to Harvey and colleagues (2006), "when a pharmacist takes a job, that employee is obligated to comply with the employer's policies and procedures . . . when such personal and volatile issues occur without notice in the workplace, people are caught off guard."

Thus, it is preferable that pharmacists explore these sensitive topics with employers in an open discussion before hiring, thus avoiding potentially volatile situations that are not conducive to customer satisfaction or patient welfare.

### DECISION MAKING ON ASSISTED SUICIDE

A second example of conscientious objection involves filling prescriptions for assisted-suicide situations. In 1997 physician-assisted suicide became a legal option for terminally ill patients in Oregon. The Death with Dignity Act allows terminally ill residents of Oregon to obtain and use prescriptions for self-administered, lethal medications from their health care providers (Oregon Department of Human Services, 2005). Case Study 14.5 reveals the ethical issues surrounding physician-assisted suicide.

#### CASE STUDY 14.5

Mrs. Jones, a long time client of your pharmacy in the end stages of a terminal illness, presents to the pharmacy with a prescription for a lethal dose of a drug and explains her intentions of ending her life. She states she needs some clarification on the directions. The state that you practice in has recently passed the Death with Dignity Act, which enables providers to legally prescribe life-ending drugs to competent individuals. You have strong moral, ethical, and religious objections to assisted suicide and feel you cannot fill the prescription. Do you have the right to refuse to dispense the drug? What duty do you have to Mrs. Jones? What are the ethical principles involved in this case? What would you say to this patient?

Similar to the issue of emergency contraception, the dispensing of life-ending drugs presents ethical dilemmas for pharmacists. Some pharmacists feel that it is their right to know when a prescription will be used for a life-ending event. However, this viewpoint places the confidentiality and privacy of the patient at risk.

To help guide pharmacists through the decision-making process in assisted suicide matters, the American Society of Health-System Pharmacists (ASHP) in 1999, issued the “ASHP Statement on Pharmacists Decision-Making Assisted Suicide.” In this document, ASHP reinforces that “the basic tenant of the profession is to provide care and affirm life.” Further, the ASHP (1999) reflected that the patient–provider relationship is based on trust, respect for patient autonomy, confidentiality, and decision making, and it is the duty of the pharmacist to ensure that the patient and the health care team are informed of all pharmacotherapeutic options available in treating the patient’s condition. It is also stated that the patient has the right to determine his or her own therapeutic option, including end-of-life decisions. Pharmacists must respect the patient’s decision and maintain confidentiality “regardless of whether they agree with the values underlying the patient’s choice of treatment or decision to forgo any particular treatment” (ASHP, 1999). Finally, ASHP (1999) also supported conscientious

objection by stating “pharmacists must retain their rights to participate or not in morally, religiously, or ethically troubling therapies.” Thus, pharmacists are left to consider not only the state regulations concerning assisted suicide and conscientious objection, but also the ethical and moral principles involved in the patient–provider relationship.

## Summary

Pharmacists must understand the principles that serve as foundations for ethical decision making in health care. The obligation to respect patient autonomy, to protect confidentiality of patient information, to serve patient welfare, and to treat patients with respect and compassion are fundamental duties for any health care professional. Using a systematic decision-making process when ethical dilemmas arise and principles seem to compete can assist you in reaching decisions that are ethically valid.

## REVIEW QUESTIONS

1. Describe “beneficence” and compare it with “fidelity.”
2. Compare and contrast the principles of autonomy and paternalism in the patient–provider relationship.
3. State some of the limitations of “informed consent.”
4. Describe HIPAA as it relates to confidentiality.
5. Describe a process for pharmacists to use in resolving ethical dilemmas.

## REFERENCES

- American Pharmaceutical Association. APhA Code of Ethics, adopted by the membership on October 27, 1994.
- American Pharmaceutical Association. Current APhA statements related to the practice environment and quality of work life issues. Available at: <http://www.aphanet.org>. Accessed August 21, 2006.
- American Society of Health-System Pharmacists. ASHP Statement on Pharmacists Decision-Making on Assisted Suicide. *American Journal of Health-System Pharmacy* 56: 1661–1664, 1999.
- Beauchamp T. Informed consent. In Veatch RM, ed. *Medical Ethics*. Boston: Jones and Bartlett, 1989.
- Brody H. *The Healer's Power*. New Haven, CT: Yale University Press, 1992.
- Cady, R. Informed consent for adult patients: A review of basic principles. *American Journal of Maternal and Child Nursing* 25: 106–108, 2000.
- Cantor J, Baum K. The limits of conscientious objection—may pharmacists refuse to fill prescriptions for emergency contraception? *New England Journal of Medicine* 351: 2008–2012, 2004.
- Da Silva CHM, Cunha RLG, Tonaco RB, et al. Not telling the truth in the patient-physician relationship. *Bioethics* 17: 417–424, 2003.
- Dhillon S, Duggan C, Joshua AE. What part should pharmacists play in providing medicines-related information? *The Pharmaceutical Journal* 266: 364–366, 2001.
- Giacalone RP, Cacciatore GC. HIPAA and its impact on pharmacy practice. *American Journal of Health-System Pharmacy* 60: 433–445, 2003.
- Institute of Medicine. *Crossing the Quality Chasm: A New Health System for the 21st Century*. Washington, DC 2001.
- Harvey SE, Lu E, Rivas O, Rodgers DA. Do pharmacists have the right to refuse to dispense a prescription based on personal beliefs? Available at: [http://www.nm-pharmacy.com/body\\_rights.htm](http://www.nm-pharmacy.com/body_rights.htm). Accessed August 21, 2006.

- Jonsen AR, Siegler M, Winslade WJ. *Clinical Ethics: A Practical Approach to Ethical Decisions in Clinical Medicine*. New York: McGraw-Hill, 2002.
- Joranson DE, Gilson AM. Pharmacists' knowledge of and attitudes toward opioid pain medications in relation to federal and state policies. *Journal of the American Pharmaceutical Association* 41: 213–220, 2001.
- Munson R. *Intervention and Reflection: Basic Issues in Medical Ethics*. Belmont, CA: Wadsworth/Thomson Learning, 2000.
- Mackowiak LR. Pharmacists and HIPAA. *American Journal of Health-System Pharmacy* 60: 431–432, 2003.
- MacDonald C. A guide to moral decision making. In *Everyday Ethics: Putting the Code into Practice*. Toronto: Canadian Nurses Association, 1998.
- National Conference of State Legislatures. Pharmacists conscience clauses: laws and legislation-Update, June 2005. Available at: <http://www.ncsl.org/programs/health/conscienceclauses.htm>. Accessed August 21, 2006.
- Oregon Department of Human Services. Seventh Annual Report on Oregon's Death with Dignity Act. March 10, 2005.
- Quallich SA. The practice of informed consent. *Dermatology Nursing* 17: 49–51, 2005.
- Spies AR, Van Dusen V. HIPAA: Practical application of the federal patient privacy act. *US Pharmacist* 28, 2003. Available at: <http://www.uspharmacist.com>. Accessed August 21, 2006.
- Tindall WN, Millonig MK. *Pharmaceutical Care: Insights from Community Pharmacists*. Boca Raton FL: CRC Press 2003: vii.
- Veatch RM. *The Basics of Bioethics*. Upper Saddle River, NJ: Prentice Hall, 2000.
- Wingfield J. Consent and decision making for patients who lack capacity: what should pharmacists know? *The Pharmaceutical Journal* 271: 463–464, 2003.
- Wingfield J, Foster C. Consent and confidentiality: Legal implications of electronic transmissions of prescriptions. *The Pharmaceutical Journal* 269: 328–331, 2002.
- Zellmer WA. *Role of Pharmacy Organizations in Transforming the Profession*. APhA Annual Meeting, March 2001, San Francisco, CA.





Page numbers followed by f denote figures; page numbers followed by b denote boxed information.

## A

- Adherence. *See* Medication adherence
- Aggressive behavior, 68–69
  - reinforcement of, 69
- Alcohol, sensitive questions in interviewing
  - about, 91
- Assertive techniques
  - feedback providing as, 71
  - ignoring provocations and, 73
  - inviting feedback from others
    - as, 71–72
  - making requests as, 72
  - persistence as, 72–73
  - reframing as, 73
  - responding to criticism as, 73
  - setting limits as, 72
- Assertiveness
  - aggressive behavior v., 68–69
  - colleagues and, 82–83
  - critical factors for, 69
  - as defined, 68–69
  - employees and, 77–79
  - employers and, 79–80
  - encouraged in patients, 74
  - focus of, 83
  - health care professionals and, 75–77
  - passive behavior v., 68
  - patients and, 74–75
  - of pharmacists, 67
  - skills needed for, 70
  - techniques for, 71–73
  - theoretical foundations of, 70–71
- Assessment. *See* Patient assessment

## B

- Barriers. *See* Communication barriers
- Behavior
  - aggressive, 68–69
  - passive, 68

- Behavior change. *See also* Motivational interviewing
  - action stage of, 117
  - contemplation stage of, 116
  - maintenance stage of, 117
  - motivating patients', 119b
  - perceived importance of, 122
  - precontemplation stage of, 116
  - preparation stage of, 116–117
  - process of, 115–116
  - requirements for, 115
  - stages of, 116–117, 117b–118b
  - theoretical foundations supporting, 114–118, 117b–118b
  - toward medication adherence, 113–114
- Beneficence, 216–217

## C

- Children
  - adolescents, 176–177
  - cognitive developmental levels of, 172–173
  - communication strategies for different stages of cognitive development, 173b
  - educating about medicine, 169–171
  - educating parents about medicine for, 170–171
  - empowering, 174
  - general principles for communicating with, 174
  - interest in medicine by age of, 174b–175b
  - interpersonal communication with, 169–170
  - preschool, 174–176
  - school-age, 176
  - toddlers, 174–176

- Collaboration. *See* Interprofessional collaboration
- Communication. *See also* Effective communication; Electronic communication; Interpersonal communication; Nonverbal communication; Patient-centered care; Written communication
- with AIDS patients, 157
  - with children about medicine, 169–77
  - as depersonalized, 64
  - effective, 1
  - functions of patient, 3
  - improving skills in, 44
  - lack of confidence affecting, 43–44
  - medical safety and, 135–137
  - in meeting patient care responsibilities, 3–4
  - with patients with mental health problems, 157–159
  - pharmacist initiated, 74
  - between pharmacists/health care providers, 136–137
  - purpose of, 3–4
  - skills for interprofessional collaboration, 190–191
  - stereotyping creating problems in, 63
  - of terminally ill patients, 155–156
- Communication barriers, 164–167
- administrative, 47–48
  - with caregivers of patients, 163–164
  - environmental, 39–43, 41f–42f
  - frustration with, 38–39
  - with low health literacy patients, 161
  - medical condition as perceived by patient and, 46
  - minimizing, 39
  - with older adults, 149–153
  - patient perception of health care system as impersonal as, 46
  - patient-related personal barriers to, 46–47
  - patients with disabilities', 153–155
  - patients with mental health problems, 157–159
  - personal, 43–44
  - pharmacist related personal, 44–46
  - potential environmental, 42
  - potential pharmacist-related personal, 44, 44b
  - in prescription areas, 39–40
  - removing environmental, 41, 41f–42f
  - with suicidal patients, 159–160
  - time related, 48–49
- Community practice area, designing, 41, 41f–42f
- Confidentiality, 221–223
- Conscientious objection, 229–231
- Control
- health/well being related to sense of, 64
  - as problem in establishing helping relationships, 64–65
- Counseling services
- administrative aspects of, 47–48
  - excluded from pharmacies' business plan, 47
  - staffing policies inhibiting pharmacist, 48
- Criticism, 73, 75
- agreeing with, 80–81
  - delaying response to, 82
  - disagreeing with, 81
  - by employer, 80
  - fogging v. agreeing with, 81
  - vague, 80
- Cue clusters, 29
- Cultural competence, requirements in organizations of, 162b
- Culture
- in collaborative partnerships, 192–193
  - differences of patients, 162–163
  - personal barriers related to, 45
- D**
- Depersonalizing, as problem in establishing helping relationships, 64
- Disabilities
- accessiveness for patients with, 154
  - of homebound patients, 155
  - learning, 154
  - patients with, 153–155
  - of terminally ill patients, 155–156
  - wheelchair bound patients, 154
- Documentation
- of interview information, 102–103
  - SOAP note, 102

- Drug therapy. *See also* Medication  
 adherence  
 adherence v. compliance with medical advice on, 107  
 concordance with, 107  
 key elements of, 90b  
 lack of patient adherence with, 107–108  
 managing, 106  
 monitoring, 100  
 open-ended questions for assessing patient knowledge of, 90  
 pharmacists' helping adherence with, 108–109  
 regimes of, 124  
 techniques for establishing new behaviors towards, 111–113  
 tolerability determined for, 100
- E**
- Effective communication  
 empathy and, 54–55  
 listening as part of, 50–52  
 paraphrasing for, 52  
 patient understanding of medication dependent on, 133–134  
 skills for, 50  
 summarizing for, 52
- Electronic communication. *See also* E-mail; Internet  
 digital divide barriers in patient care, 201–202  
 dramatic changes in health care communication processes from, 196  
 in future, 208–209  
 in health care, 197–198  
 interprofessional use of, 202–203  
 patient-provider use of, 199–202  
 pharmaceutical care services established using, 206–207  
 pharmacists' use of, 196
- E-mail  
 authentication and, 204–205  
 composing/managing messages, 207–208, 208b  
 provider-patient communication affected by, 199–200  
 as used in society, 198–199
- Embarrassment, of patients, 35
- Emotional objectivity, as potential pharmacy-related personal barrier, 45
- Empathic responding  
 conditions for, 53–54  
 as defined, 52  
 paraphrasing v., 53  
 reflection of feeling in, 61–62  
 theoretical foundations for, 53–54  
 underlying, 60–62  
 understanding conveyed in, 61
- Empathy  
 attitudes underlying, 60–62  
 as defined, 52  
 effective communication and, 54–55  
 in health professional-patient relationships, 62  
 as learned, 62  
 in motivational interviewing, 119  
 positive effects of, 54–55  
 in relationships as important, 53
- Employees, assertiveness and, 77–79
- Employers  
 assertiveness and, 79–80  
 criticism by, 80
- Errors. *See* Medication errors
- Ethical patient care  
 autonomy v. paternalism in, 217–218  
 key principles guiding, 215–224  
 by pharmacists, 212–214
- Eye contact, 62
- F**
- Feedback  
 criticism turned into useful, 75  
 harmful effects of not asking for, 20–21  
 importance in interpersonal communication, 15  
 in interpersonal communication model, 14–15  
 inviting from others, 71–72  
 messages' meaning checked in interpersonal communication by, 20–22  
 process of, 14–15  
 providing as assertive techniques, 71  
 receiving useful, 80  
 simple v. complicated, 15  
 statements/questions for eliciting, 21b
- Fogging, 81

## H

- Helping relationships
  - depersonalizing as problem in establishing, 64
  - problems in establishing, 63–65
- Honesty, 218–219

## I

- Informed consent, 219–221
- Institute of Medicine (IOM), 2
- Internet
  - expectations for healthcare and, 199
  - healthcare use of, 198
  - privacy and, 203
- Interpersonal communication. *See also*
  - Communication barriers; Nonverbal communication
  - barriers in model of, 15–16
  - with children, 169–170
  - congruence between verbal/nonverbal messages in, 19
  - context of words in, 17–18
  - as described, 13
  - different backgrounds and, 25, 25b
  - environment of, 39
  - feedback in model of, 14–15
  - feedback used for checking messages' meaning in, 20–22
  - feedback used to verify perceptions in, 25
  - as fragile process, 49
  - harmful effects of not asking for feedback in, 20–21
  - incongruent messages examples in, 19b
  - individual perceptions in, 23–24
  - messages' meaning in, 17
  - message's role in model of, 13–14
  - misunderstandings as prevented in, 19–20
  - model's components, 13–16, 25–26
  - nonverbal message's role in, 14
  - perception as important in, 22–25
  - perception of meanings within message in, 22–23
  - personal responsibilities in model of, 16–17
  - pharmacy practice as related to, 12–27
  - practical model of, 13–16, 14f
  - receiver in model of, 14, 51
  - sender's role in model of, 13
  - sharing perceptions in, 24–25
  - statements/questions for eliciting feedback in, 21
  - tone of voice in, 34
  - verbal/nonverbal, 15
- Interprofessional collaboration
  - barriers to, 184–187, 185b–186b
  - communication skills used for enhancing, 190–191
  - critical behaviors in, 191–193, 193b
  - culture respected in, 192–193
  - essential perceptions for forming, 190
  - facilitators for developing relationships within, 185–187
  - facilitators to, 184–187, 185b–186b
  - long-term/short-term agendas
    - in, 191
    - as nonhierarchical, 191
  - patient perspectives considered
    - in, 192
  - steps to developing arrangements of, 187–188
  - strategies for building, 193b
  - success of, 190
  - trust and, 188–189, 192
  - value of, 180–182
  - as voluntary, 193
- Interviewing. *See also* Motivational interviewing
  - beginning of process of, 93–94
  - close ended v. open ended questions
    - in, 89–90
  - components of effective, 87–92, 88b, 90b
  - considerations for, 93b
  - documenting information from, 102–103
  - ending process of, 95–96
  - environment type for, 93
  - importance of, 86–87
  - improving process of, 104–105
  - limits/expectations as defined in, 94
  - listening component in, 88, 88b
  - on medication history, 96–100
  - patient-reported outcomes and, 100–102
  - in pharmacy process, 96–100
  - probing component in, 88–90, 90b
  - process of, 92–96, 93b
  - quality of life of patient determined by, 100

quality of patient, 86  
 rapport as established in, 92  
 sensitive questions asked during,  
 91–92  
 silence as used in, 92  
 target, 97  
 types of information in process  
 of, 93  
 using telephone, 103–104  
 IOM. *See* Institute of Medicine

## J

Judging responses, 55–56

## K

Kinesics  
 key components of, 30–31  
 in nonverbal communication, 29

## L

Liability, 205–206  
 Listening  
 communication habits interfering with,  
 51–52  
 content and feelings understood in, 52  
 in effective communication, 50–52  
 interviewing component of, 88, 88b  
 as nonpassive process, 65  
 nonverbal aspects of, 62–63  
 well, 50–52

## M

Medication. *See also* Drug therapy;  
 Medication safety; Over-the-counter  
 medicine  
 adverse side effects of, 2  
 collaborative management of therapy  
 with, 182–184  
 communication with children about,  
 169–171  
 counseling patients with new prescrip-  
 tion for, 125–130  
 effective communication necessary for  
 patient understanding of, 133–134  
 interviewing for history of, 96–100  
 misuse of, 7  
 oral instructions supplemented with  
 written information about, 110

patient evaluation of response to, 7–8  
 patient managed use of, 5  
 patient perspective on use of, 4–5  
 patient-centered view of use process  
 of, 6–9  
 patient-initiated decisions on, 5  
 patient-perceived problems about,  
 99–100  
 pharmacist's role in preventing errors  
 related to, 2  
 preventable errors with, 2–3,  
 134–135  
 use process as analyzed, 9  
 Medication adherence  
 compliance aids for, 112  
 facilitating behavior change towards,  
 113–114  
 false assumptions about patient  
 understanding and, 108–109  
 self-monitoring, 112–113  
 strategies for enhancing, 113b  
 techniques for establishing new  
 behaviors, 111–118  
 techniques to improve patient  
 understanding for, 110–111  
 Medication errors  
 affecting medication safety, 135–145,  
 142b  
 contacting health care providers  
 involved in, 145  
 initial discovery of, 143–144  
 patient contact about, 144–145  
 by pharmacists, 143–145  
 pharmacists' role in preventing, 2  
 preventing, 2–3, 134–135  
 process for pharmacists', 143–144  
 reporting, 141–142, 142b  
 safety strategies for minimizing,  
 142–143  
 Medication safety, 135  
 communication with health care  
 providers and, 136–137  
 issues, 134–135  
 organized strategies for minimizing  
 errors with, 142–143  
 pharmacist-patient communication  
 issues affecting, 138–139  
 poor communications' effect on, 135  
 process for errors by pharmacists with,  
 143–145  
 reporting errors for, 141–142, 142b  
 strategies for, 139–140

- Medication safety (*Cont.*)
  - strategies for enhancing patients', 140–143, 142b
  - types of errors affecting, 135–145, 142b
  - written communication and, 135
- Motivational interviewing
  - change talk as elicited/reinforced in, 122–123
  - development of, 114
  - discrepancy developed in, 120
  - empathic understanding in, 114–115
  - empathy as expressed in, 119
  - principles/strategies as applied, 119–124, 119b, 124b
  - relapse prevention program as implemented during, 123–124, 124b
  - rolling with resistance for, 120–121
  - self-efficacy supported in, 122

## N

- Nonverbal communication
  - awareness of, 36–37
  - cue clusters and, 29
  - detecting cues in, 34
  - distracting, 32–34
  - elements of, 29–32, 30b
  - environmental factors in, 32
  - eye contact as, 32
  - facial expression in, 33
  - importance of, 28–29
  - kinesics in, 29
  - overcoming distracting factors in, 35–36
  - proxemics in, 31
  - sensitive issues dealt with by, 34–35
  - as unique, 29
  - verbal communication v., 28–29

## O

- Older adults
  - aphasia and, 152–153
  - hearing of, 151–152
  - learning by, 149
  - possible patient impairments of, 150b
  - psychosocial factors in communication with, 150
  - speech of, 152

- value/perceptual differences of, 150
- vision of, 151
- Over-the-counter medicine, educating children about, 170

## P

- Paraphrasing
  - for effective communication, 52
  - empathic response v., 53
- Passive behavior, 68
- Patient assessment. *See also* Interviewing
  - as important aspect of patient care, 86
  - patients' knowledge/education in, 87
  - steps of, 87
- Patient care
  - communication in meeting responsibilities in, 3–4
  - effective communication for, 1
  - interdisciplinary approach to, 183–184
- Patient-centered care
  - communication with children/parents in, 171, 172b
  - as defined, 4
  - dimensions of, 4
  - medication-centered, 2
  - providing, 4
  - task-centered, 2
  - trusting relationships in, 2
- Patient-reported outcomes
  - conditioning dependent on, 101–102
  - interviewing and, 100–102
  - term as used, 100
  - used as efficacy endpoint in product labelling, 101
- Perceptions
  - importance in interpersonal communication of, 22–25
  - individual, 23–24
  - of meanings within message in interpersonal communication, 22–23
  - of pharmacists, 24
  - sharing, 24–25
- Persistence, 72–73
- Pharmacist-patient relationships
  - establishing trusting, 3–4
  - fidelity principle in, 223–224
  - goals of, 3
  - issues with communication in, 138–139
  - liability and, 205–206
  - medicine safety strategies using, 139–140

- pharmacies discouraging, 47
  - strategies for communication in, 139–140
  - Pharmacists. *See also* Pharmacist-patient relationships
    - adherence with drug therapy as helped by, 108–109
    - angry/critical patient dealt with by, 74–75
    - assertiveness of, 67
    - changing role of, 2
    - communication between health care providers and, 136–137
    - communication initiated by, 74
    - consultations with, 75–77
    - electronic communication used by, 196
    - errors by, 143–145
    - ethical dilemmas resolved by, 224–228, 224b
    - ethical patient care by, 212–214
    - expertise limits of, 56
    - interviewing in practice of, 96–100
    - medication errors as prevented by, 2
    - medicine safety affected by patient communication issues with, 138–139
    - passive, 74
    - patients reconnecting with, 8
    - perceptions of, 24
    - professional responsibilities met by, 1
    - responsibility in patient care of, 2–3
    - sensitive situations dealt with by, 35
    - situations as quickly assessed by, 12–13
  - Pharmacy
    - code of conduct in modern world, 214–224, 215b
    - contemporary topics in care given in, 228–232
    - general appearance of, 32
    - managers of, 77–79
    - pharmacist-patient interactions discouraged by, 47
    - practice and interpersonal communication, 12–27
    - privacy in, 40
  - Placating, 56–57
  - Prescription counters
    - environment of, 39
    - privacy at, 40
    - reasons for, 39
  - Privacy
    - internet and, 203
    - of patient and system security issues, 203–205
    - in pharmacy, 40
  - Probing
    - in interviewing, 88–90, 90b
    - as technique, 88
    - timing in, 89
  - Proxemics
    - in nonverbal communication, 31
    - as powerful tool, 31
- R**
- Recreational drugs, sensitive questions in interviewing about, 91
  - Reframing, 73
  - Reimbursement, 200–201
  - Relationships. *See* Helping relationships; Pharmacist-patient relationships
  - Responses. *See also* Empathic responding; Judging responses
    - advising, 56
    - distracting, 57
    - falsely reassuring, 56–57
    - generalizing, 57
    - quizzing/probing, 57
    - understanding, 57–58, 60
- S**
- Self-confidence, pharmacist-related
    - personal barrier as low, 44
  - Sexually transmitted diseases, sensitive questions in interviewing about, 91
  - Shyness
    - overcoming, 45
    - as potential pharmacist-related personal barrier, 44–45
  - SOAP note, 102
  - Stereotypes
    - assumptions based on, 23–24
    - communication problems from, 63
    - as problem in establishing helping relationships, 63
  - Suicide, 159–160, 231–232
  - Summarizing, for effective communication, 52

**T**

- Telephone
  - effective skills for use of, 103–104
  - efficient use of, 104
  - interviewing using, 103–104
- Terminal illness
  - communication with patients with, 155–156
  - issues with patients with, 155–156
- Therapeutic monitoring
  - active patient role in, 5–6
  - programs increasing patient role in, 5
- Therapy, patients encouraged in sharing experience with, 8b
- Training, staff in pharmacy, 48
- Transtheoretical Model of Change, 115–116

**Trust**

- in collaborative arrangements, 188–189, 192
- between collaborators, 190–191
- defining, 189
- functional, 189
- in health professional-patient relationships, 62, 204

**W**

- Written communication
  - common issues involving, 139
  - for medication, 110
  - medication safety and, 135
  - potential problems with, 136

